

**THE ADMINISTRATION  
OF  
VOTER REGISTRATION  
IN  
PENNSYLVANIA**

**2008 REPORT TO THE GENERAL ASSEMBLY  
PENNSYLVANIA DEPARTMENT OF STATE**

**JUNE 2009**

**Edward G. Rendell  
Governor**

**Pedro A. Cortés  
Secretary of the Commonwealth**





**COMMONWEALTH OF PENNSYLVANIA  
DEPARTMENT OF STATE**

302 North Office Building  
Harrisburg, PA 17120

PEDRO A. CORTÉS  
Secretary of the Commonwealth

Telephone: (717) 787-8727  
Fax: (717) 787-1734  
Website: [www.dos.state.pa.us](http://www.dos.state.pa.us)

June 30, 2009

Dear Members of the General Assembly:

As Secretary of the Commonwealth, I am pleased to report to you on the administration of voter registration in Pennsylvania for calendar year 2008. I trust you will find the content of this report useful.

In 2008, the Department of State's ongoing partnership with the Commonwealth's 67 county election boards, voter registration commissions, agency-based voter registration programs and other groups resulted in the addition of 493,606 voters to the voter registration rolls.

The Department continued its collaboration with Commonwealth agencies designated with responsibilities under the National Voter Registration Act of 1993 to administer voter registration programs. This included the provision of training and supplies in support of the agencies' efforts.

In accordance with Act 3 of 2002, the Department implemented improvements to the Statewide Uniform Registry of Electors (SURE) system and related county and public portals. Enhancements to the system have benefited the public as well as county and state election officials. SURE is and will continue to be integral to the success of Pennsylvania's electoral process well into the 21<sup>st</sup> Century.

The Department remains committed to fulfilling its responsibilities under the Help America Vote Act of 2002. Staff will maintain efforts to promote voter registration, awareness and outreach activities across the Commonwealth.

If you have questions about this report, please contact the Department's Office of Legislative Affairs at (717) 783-5279.

Sincerely,

A handwritten signature in cursive script that reads "Pedro A. Cortés".

Pedro A. Cortés



**Commonwealth of Pennsylvania**  
**Department of State**  
**The Administration of Voter Registration in Pennsylvania**  
**2008 Report to the General Assembly**

In 2008, the Department of State (Department) worked closely with the 67 county voter registration offices, Commonwealth agencies designated with voter registration responsibilities, the public, voter registration advocacy groups and the affected state and local agencies to administer voter registration in Pennsylvania. This report represents a summary of initiatives and statistics that support voter registration administration in Pennsylvania.

**Department of Transportation**

Since 1995, the Pennsylvania Department of Transportation (PennDOT) has played an integral role in the voter registration process. PennDOT provides Commonwealth citizens with an opportunity to apply to register to vote while receiving or renewing their driver's license at a PennDOT photo license center. In 2008, more than 289,000 individuals applied to register to vote using this resource.

**Application Process to Register to Vote at a Photo License Center**

- PennDOT customers visit a photo license center with a driver's license application card, provided by PennDOT, which contains a printed two-dimensional bar code. The bar code is scanned, and the computer system determines the customer's age. It then determines which customers will be at least eighteen years old by the date of the next election and asks if the customer wishes to apply to register to vote.
- The program is designed to ask customers if they are already registered to vote. If not, they are provided the opportunity to apply to register.
- Customers can view the qualifications a Pennsylvania citizen must meet to continue with the application.
- Customers who choose to apply for voter registration are asked to confirm their county of residence, indicate a party preference and type their telephone number and race, which are both optional.
- Customers are advised of the penalty for furnishing false information and are asked to sign a declaration that the information they have provided is true and correct to the best of their knowledge.
- Customers are provided a receipt indicating pertinent information about their voter registration application, including the date on which they applied at the photo license center. The receipt instructs customers to contact their county voter registration office if they do not receive a voter identification card within two weeks.

The PennDOT computer system stores the completed voter registration applications and transmits the data to VIISAGE, the contracted vendor. The vendor electronically sorts

the applications by county and transmits them electronically to each county voter registration office. In 2008, the vendor forwarded 289,195 "motor voter" applications to county voter registration officials.

PennDOT provides address change information to the Department. The Department forwards the information to the appropriate county voter registration office. In 2008, the Department forwarded 792,288 changes of address from PennDOT to county officials.

### **Agency Registration**

In 2008, the Department continued to work with state-operated public assistance agencies and agencies that serve people with disabilities to provide registration opportunities to clients. The following agencies participated:

County Assistance Offices; Clerk of Orphans' Court and Marriage License Bureaus; Armed Forces Recruitment Centers; Women, Infants, and Children Nutrition Clinics; District Offices of the Office of Vocational Rehabilitation; District Offices of the Bureau of Blindness and Visual Services; State Mental Health Hospitals and State Mental Retardation Centers; the Area Agencies on Aging; Contractors for the Bureau of Blindness and Visual Services; Centers for Independent Living; County Mental Health and Mental Retardation Offices; Student Disability Services Offices of the State System of Higher Education; the Offices of Special Education; and the American with Disabilities Act Complementary Para-transit Offices.

To assist these agencies, the Department continues to provide the *Pennsylvania Guide to Agency-Based Voter Registration*. This publication details the responsibilities of a mandated voter registration agency. In addition to this guide, the Department provides each agency with Voter Registration Mail Applications, posters encouraging voter registration and brochures, including the *Pennsylvania Voting Guide*, which describes the voter registration process.

The Department also conducts training sessions and provides technical assistance to agencies when needed. These agencies provide approximately 1,500 additional sites where individuals are offered the opportunity to apply to register to vote.

### **The Help America Vote Act (HAVA): Act 150 of 2002 and Act 97 of 2004**

President George W. Bush signed the Help America Vote Act (HAVA) of 2002 into law on October 29, 2002. HAVA's main objective is uniform and non-discriminatory election administration. The Act contains several provisions related to voter registration, poll worker training and accessibility requirements. Such requirements extend to language and physical accessibility.

Pennsylvania enacted Act 150 of 2002 to incorporate many HAVA requirements into the Pennsylvania Election Code. Act 97 of 2004 made additional amendments to procedures applicable to provisional ballots, as noted below.

### **Poll Worker/Election Official Training**

The Department developed a second Election Officials Training Program DVD, which was distributed to all counties to ensure a uniform training program in the Commonwealth of Pennsylvania. This training DVD was designed to assist voters with different types of disabilities on Election Day. The video was developed in conjunction with the Governor's Cabinet and Advisory Committee for People with Disabilities and other key personnel that provided feedback in the development and filming of the video.

### **Polling Place Accessibility**

After receiving completed surveys from the counties, the Department created and maintained a survey results database to allocate and distribute all Title II, Section 261 funds. The Division of HAVA has started working with the Division of The Statewide Uniform Registry of Electors (SURE) to utilize the information that the counties enter into the SURE Portal. By working with SURE, HAVA will be able to obtain up-to-date information on the accessibility status of each county and subsequently reduce the workload of the counties. It is our hope that this combined effort will yield more accurate information.

The Department applied for federal assistance (SF-424) and received \$458,011.00 for fiscal year 2008. The funds were disbursed in the following percentage (10% for polling place accessibility, 80% for compliant voting systems, 5% for training election staff and 5% for voter information programs).

For fiscal years 2003 through 2008 the Commonwealth allocated a total of \$2,508,545.00, in Title II, Section 261 grants as follows:

- \$1,230,320.40 for making polling places accessible to individuals covering a full range of disabilities. This includes the path of travel, entrances, exits and voting areas of each polling facility.
- \$449,956.50 for providing equal opportunity for access and participation (including privacy and independence) to individuals covering a full range of disabilities as for other voters.
- \$185,138.55 for training election officials, poll workers and election volunteers on how best to promote access for individuals covering a full range of disabilities in elections for federal offices.
- \$185,128.55 for providing individuals covering a full range of disabilities with information about polling place accessibility.

## **Alternative Language Assistance**

Pursuant to Section 301 of HAVA, since 2005, the Department continues to translate all relevant voter materials into Spanish and other languages. The Department maintains its VotesPA.com website. This site is completely translated into Spanish, but also has key documents translated into Chinese, French, Korean, Khmer, Russian and Vietnamese.

## **The Statewide Uniform Registry of Electors (SURE); Act 3 of 2002**

SURE is the centralized voter registration and election management system designed to assure the accuracy and integrity of the Commonwealth's voter registration records maintained by the election authorities of Pennsylvania's 67 counties. The SURE system is a platform that supports the critical functions of the Commonwealth's elections—from determining voter eligibility to assigning precincts to producing poll books. A centralized, uniform registry that is accessible to all county offices greatly enhances the overall accuracy and integrity of the voter registration rolls and the resulting quality of voter services.

Pennsylvania began development of its centralized voter registration system with the enactment of Act 2002-3 (Act 3). Act 3 set forth the requirements for the system, specifying that SURE must be a “single, uniform integrated computer system. All [voter registration] commissions shall be connected electronically to the SURE system and shall maintain their registration records in the system.” Act 3 also made a number of amendments to the voter registration act that make voter registration processes more amenable to electronic processing.

HAVA contains numerous requirements for improving the conduct of elections across the United States. One of these requirements is the establishment of a statewide voter registration system in each state, which must be a “single, uniform, official, centralized, interactive computerized statewide voter registration list defined, maintained, and administered at the State level that contains the name and registration information of every legally registered voter in the State and assigns a unique identifier to each legally registered voter in the State...” (See § 303(a)(1)(A), 42 U.S.C. § 15483(a)(1)(A)). The SURE system went “live” in all Pennsylvania counties prior to the January 1, 2006, HAVA deadline.

Following the completion of a Gap Analysis on the project in January 2007 to assess future needs, the Department, in consultation with the Governor's Office of Administration, pursued a contract with a vendor to re-host the SURE system program. The intent was to improve and tailor the system for the future needs of the Commonwealth. A contract was signed with Diverse Technologies Corporation in June 2007 to complete the SURE Rehosting Project.

The primary objective of the Rehosting Project is to migrate the SURE system application from its outdated Microsoft Access platform to a more state-of-the-art



technology based on the Microsoft .NET platform. The Rehosted SURE system was deployed to production in December 2008, and improvements continue to be made to the system to enhance functionality and performance. Because the Commonwealth now owns and maintains the SURE system programming code, the Department will be able to make enhancements to the system in the years ahead based on the needs of users and of the Commonwealth.

### **SURE Portal**

As the SURE project developed and expanded over the past several years, it became apparent that there were many areas of voter registration and election management that could be addressed and improved outside of the SURE system. The Department embarked on the SURE Portal project in 2005 in order to address some of these issues, while taking advantage of the progress that has been made in the Commonwealth with the SURE system.

The overall goals of the SURE Portal are:

- To make use of SURE information to support an expanded array of services and functionality for county, agency, and public users.
- To move some critical county processes outside of the SURE environment, optimizing performance for the official registration system.
- To make SURE information more readily available for county, agency and public use and reference.
- To provide streamlined, electronic processes to county offices to support voter registration and elections.
- To make voter registration and election information available to the public via the Internet.

Three separate functional areas make up the SURE Portal: the Public Portal, the County Portal and the Agency Portal.

The SURE Public Portal provides access to many aspects of the voter registration and elections processes directly to the public via the Internet at [www.pavoterservices.state.pa.us](http://www.pavoterservices.state.pa.us).

On the SURE Public Portal, voters may:

- Search for and view their own registration and polling place information, including directions to their polling place.
- Print a voter registration application and absentee ballot request form.
- Access valuable information regarding the elections process in their own counties, including information on voting systems and county-specific office information, polling place information, news, FAQs, events and links.
- Search for the status of their provisional ballots.

- Participate in a threaded online discussion.
- Search for a *Voter Hall of Fame* inductee.

The SURE County Portal was developed with the intent of expanding the range of voter registration and election management functions that can be performed by county users outside of the SURE system proper. Users of the County Portal do not necessarily have to be users of the SURE system. This makes it possible to allow temporary workers, for example, to perform many election-related duties without accessing the SURE system. This ability allowed several counties to expand their data entry capacities to successfully handle the large number of voter registration applications received prior to the Primary and General Elections last year. The County Portal provides the following functions to county users:

- Voter search capability.
- Scanning and data entry of voter registration applications (entered into the Portal and imported into SURE via the Dynamic Import Process).
- Posting of county-specific office information, polling place information, news, FAQs, events and links to the SURE Public Portal.
- Entry, processing, and certification of provisional ballots.
- Voter registration statistics certification.
- Report generation and printing.
- Verification of voting system software.
- Upload of election returns to the Department.

In addition, Public Kiosk accounts have been requested in 19 counties as a part of the County Portal. This feature was developed so that county election offices may, if they choose, provide a public computer terminal to customers so that they can access many features of the SURE Portal in the county office. Public users of the Kiosk have the ability to perform the following functions:

- Search for and view voter registration information for any voter in the county (after completing an affirmation and showing identification to an election official).
- Change their voter registration information or complete a new application electronically (application is submitted directly to SURE for processing by the county).
- Access valuable information regarding the elections process in their own counties, including information on voting systems and county-specific news, FAQs and links.
- Search for the status of their provisional ballots.

The SURE Agency Portal provides useful elections functionality to the Department. During the busy period prior to the 2008 General Election, the SURE Portal allowed Bureau of Commissions, Elections and Legislation (BCEL) employees to assist county election officials by data entering voter registration applications for subsequent

verification and approval in the counties. The functionality provided to Department users by the SURE Agency Portal includes the ability to:

- Research registered voters through the lookup capability as requests are received.
- Accept voter registration statistics and election returns from county voter registration offices electronically via the SURE Portal.
- Post statewide news, links, FAQs and voting system information to the SURE Public Portal.
- Data enter voter registration applications for verification and approval in the voter's county of residence.

The SURE Agency Portal also provides the ability for the Department to deploy Public Kiosks for customer use.

In early 2008, the SURE Portal Team deployed versions 5.0 and 6.0 of the application, which included enhancements for the public and for county election officials. In March, version 5.0 of the SURE Public Portal was launched, which included a new pictorial menu on the public website. This user-friendly interface contains several visual links designed to assist voters with finding the most frequently needed information and resources:

- Clicking on the **Find Your Polling Place** link permits citizens to locate a polling place associated with a particular residential address by simply entering in the address. Upon searching, polling place information, including location, address, accessibility information, and options to obtain directions to the polling place, are presented.
- Selecting **Apply to Register to Vote** or **Change your Voter Registration** presents citizens with a link to a voter registration application, which can be downloaded, completed, signed and sent to the appropriate county office. A link to county contact information and information regarding the deadline to register for the upcoming primary or election is also provided.
- Clicking the **Apply for an Absentee Ballot** link provides citizens with information regarding absentee ballots. Links to the absentee ballot application are also available to download, complete, sign and send to the appropriate county office.
- The **Find Voter Registration Status** link allows registered voters to confirm their registration status and party affiliation, as well as locate their polling place by entering simple demographic data.

Version 6.0 of the SURE County Portal was launched in May of 2008. Improvements to the launch and login process were included in this release, along with implementation of Election Night Returns (ENR) functionality. ENR allows the SURE County Portal to facilitate the electronic transfer of election night returns from the county offices to the Department. During the 2008 Primary, 20 counties used the ENR functionality to transmit election returns to the Department for immediate posting and tallying on the

Department's website. In November of 2008, 54 counties utilized ENR, resulting in the most expeditious reporting of election night returns ever provided by the Department.

In addition to the online public component, the following users have been granted access and are utilizing their respective areas of the Portal:

- Agency Users: The Department's BCEL and the Pennsylvania State Police.
- County Users: Only four counties remain to be deployed to the SURE Portal (Blair, Delaware, Sullivan, and Philadelphia). Users in all other counties utilize the SURE Portal for various functions.

The Department continues to explore ways in which SURE and the SURE Portal may be improved and enhanced to allow citizens, as well as county and state officials, to participate more fully in the election process. SURE will inevitably continue to play an important role in the future of the Commonwealth's system of elections.

### **Election Assistance Commission (EAC) Election Data Collection Grant**

In April of 2008, the Department applied for one of five \$2 million grant awards from the U.S. EAC for the purpose of reporting precinct-level voter registration and election data for the 2008 November Election, and for the purpose of developing a system to enhance the collection of such voter registration and election data into the future. On May 28, 2008, the Department was notified that it was awarded one of the five available \$2 million Election Data Collection grants.

As outlined in its grant proposal, the Department began work on the following three-phase project plan in June 2008 to meet the objectives of the grant program:

#### *Phase 1 Enhancements:*

- a) Merge precinct-level data collection into the SURE Portal for registered voters; absentee balloting; UOCAVA balloting; and provisional balloting to enable data to be collected and compiled electronically (Election Day Survey Repository).
- b) Build a "dynamic reporting environment" to more efficiently gather and report data from the various databases.

#### *Phase 2 Enhancements:*

- a) Identify and develop enhancements to SURE user interfaces (SURE and the SURE Portal) to promote more efficient tracking and reporting of election data.
- b) Further augment the reporting structure built during Phase 1 of the project to make submission of EAC data an "almost automatic" process.

### *Phase 3 Enhancements:*

- a) Enhance the SURE Portal to include all functionality that exists in the AS400-based internal Elections Management System currently used by the Department to track primarily candidate and election return data.
- b) Successfully migrate all remaining election management processes into the SURE Portal.
- c) Eliminate the internal Elections System as the primary platform for elections processes.

At the completion of the project, the Department will have built an integrated election management system within the SURE Portal that provides all of the functionality of the Department's current internal elections system, and also provides the enhanced data collection capabilities of the Election Day Survey Repository built during the first two phases of the project.

### **Voter Outreach Efforts**

#### **Pennsylvania Voter Hall of Fame**

The Department administers the Pennsylvania *Voter Hall of Fame* program. The program was established to generate awareness and encourage Pennsylvanians to exercise their right to vote. This program publicly honors Pennsylvanians who have voted in at least 50 consecutive November elections. *Voter Hall of Fame* inductees serve as ambassadors for voter participation, encouraging others to emulate the inductees on its website as well as a permanent display on the third floor of the North Office Building in Harrisburg.

In 2008, the Department inducted 578 citizens from 14 counties into the *Voter Hall of Fame*. The 578 new members bring total membership to 13,760. Members of the Pennsylvania *Voter Hall of Fame* represent 64 different counties across the Commonwealth.

#### **Vote With A Vet Program**

In the fall of 2008, the Department, in cooperation with the Departments of Education and Military and Veterans Affairs, conducted its *Vote With a Vet* program. This program is conducted every two years during the General Election as an attempt to reverse the trend of apathy among younger voters by impressing upon them the sacrifices Pennsylvania veterans have made to safeguard our democracy. The Department gathers

detailed biographies of Pennsylvania veterans from across the Commonwealth. These biographies are sent to Pennsylvania schools, along with Voter Registration Mail Applications. Since the program's inception, the Department has mailed more than 16,000 biographies to age-eligible students.

In October of 2008, the Department sent out Voter Registration Mail Applications and Veteran biographies to 49 High Schools across the Commonwealth. More than 1,200 students participated in the program and it concluded in a great success. Students also had the opportunity to participate in honoring a deceased veteran.

The Department encourages members of the General Assembly who are veterans to complete a "Veteran Biography Form." Anyone may complete a "Deceased/MIA Veteran Biography Form" on behalf of a veteran. Please contact the Department's BCEL to request either form.

### **Student Mock Election**

In 2008, with the assistance of the Department of Education, the Department of State conducted the 2008 *Pennsylvania Student Mock Election Program*. This program, initiated in 1988, is held every two years during the General Election as an attempt to educate school-age youth about the voting process. Students participate in a mock election in their respective schools throughout the Commonwealth and vote for offices such as President and Vice President or Governor and Lieutenant Governor. The ballot also contains several ballot questions, including school and education-related issues, to promote and encourage participation in the program.

Over 1,500 Schools involving more than 172,000 students participated in this program. Each participating school received a Teachers' Manual to assist educators in administering the Mock Election. All schools reported their election results for President, Vice-President and statewide offices online.

### **Community Outreach Efforts**

In 2008, the Division of Voter Registration reached out to various high schools, community groups and organizations in an effort to increase voter registration totals and voter education across the state. This included speaking at high schools, press conferences and attending local meetings to emphasize the importance of promoting voter registration.

The Department takes voter education seriously. Moreover, continuous efforts to increase voter registration awareness will be a priority for years to come.

## Appendices

Appendices I through VII present statistics for the period covered by this report.

- Appendix I shows voter registration figures by county and political party as of December 31, 2008.
- Appendix II offers a comparison of voter registration totals from 2006-2008 as of the close of registration prior to each November Election. DEM: Democratic Party; REP: Republican Party; INC: Increase in party registration; DEC: Decrease in party registration.
- Appendix III shows data for the various voter registration methods. Total registration activity processed captures new registrations, changes of address (out of county) and changes of name or party. Also provided is the number of new registration applications that were accepted by the county voter registration commissions. This appendix includes column charts. The first presents new applications as a subset of total activity. The next depicts various sources of new applications from 2006-2008.

### **Explanation of Abbreviations**

Agency A	WIC	Women, Infants and Children Nutrition Clinics
Agency B	Agencies Serving People With Disabilities	Blindness and Visual Services (BVS) district offices BVS Contractors Centers for Independent Living State Mental Retardation Centers State Mental Health Hospitals Office of Vocational Rehabilitation district offices
Agency C	CAO	County Assistance Offices
Agency D	COOC	Clerks of Orphan's Courts
Agency 1	AAA	Area Agencies on Aging
Agency 2	County MH/MR Offices	County Mental Health and Mental Retardation Offices
Agency 3	SSHE	Student Disability Services Offices at Universities within the State System of Higher Education
Agency 4	Special Ed Program	Bureau of Special Education
Agency A-1	Para-Transits	Para-transit providers
Rcrtmnt Centers		Armed Services Recruitment Centers
PennDOT COA Transfers		Transferred from other counties due to PennDOT changes of address.

For the agencies that are listed in Appendix III on both charts on pages 17 through 20, please note the agencies are complying with both federal and state laws to provide voter registration opportunities to their clients.

Beginning in January 2008, in an effort to increase the reporting of statewide voter registration agency totals, the Department initiated the following actions:

- Provided training for agency coordinators;
- Met with site coordinators from agencies for training;
- Supplied agencies with voter registration applications, informational pamphlets and posters;
- Contacted other agency officials to designate additional employees to monitor and coordinate the reporting of agency voter registration totals;
- Redesigned the Voter Registration Mail Application form to enhance reporting by both agency and county voter registration offices by using forms that are pre-coded for each agency;
- Redesigned and rewrote the *Pennsylvania Guide To Agency-Based Voter Registration*;
- Communicated with county voter registration officials about entering agency codes as they register new voters and voters who are updating their voting information; and
- Reached out to agency Secretaries across the Commonwealth and requested their assistance to see that every site has a coordinator and this responsibility is written into the appropriate position description. The Department did this in an effort to achieve ongoing continuity of service at all required sites.

With the ongoing efforts of the Department, other agencies and county voter registration offices, we anticipate that voter registration totals for 2009 will more accurately reflect the ongoing voter registration opportunities that are provided to Pennsylvania citizens.

- Appendix IV presents data relative to list maintenance activities in the counties for the period covered by this report. In addition to confirmation mailings and the National Change of Address Program, list maintenance activities include the number of changes of address received from PennDOT and processed, the number of address verification notices mailed in accordance with Section 1901 (d)(2) of Act 3, the number of five-year notices mailed and the number of responses to these notices, the number of registration files marked inactive at the end of 2008, and the number of active and inactive voter registrations which were cancelled. (The “motor voter” litigation settlement agreement permits the counties to send out five-year notices in accordance with Section 1901 (b)(3) of Act 3.) In some instances the five-year notices were mailed in the prior calendar year and the responses to the notice received in 2008.
- Appendix V gives data for “motor voter” applications by political party. This information is provided directly by DataCard/VIISAGE Corporation, the contracted vendor who processes the applications for the Department and PennDOT. These



statistics relate to the number of individuals who applied to register to vote at a photo license center. The total number of applications provided by VIISAGE may differ from the counties' total applications received from PennDOT for a variety of reasons, including not having been received by the counties until the next reporting period.

- Appendix VI illustrates the number of changes of address received (both in-county and out-of county) by PennDOT that were forwarded to the county voter registration commissions. These numbers differ from the numbers reported in Appendix IV because they include all changes reported to PennDOT regardless of whether or not the individual was registered.
- Appendix VII depicts a pie chart listing the distribution of the Voter Registration Mail Applications. This chart does not reflect distributions to the 67 county voter registration offices.



# **Appendix I**



COMMONWEALTH OF PENNSYLVANIA  
POLITICAL PARTY REGISTRATION - DECEMBER 31, 2008

COUNTY NAME	DEMOCRATIC	REPUBLICAN	OTHER	TOTAL
ADAMS	20134	31118	7926	59178
ALLEGHENY	594623	256214	104756	955593
ARMSTRONG	19158	19745	3870	42773
BEAVER	69674	35535	10929	116138
BEDFORD	11716	19743	2736	34195
BERKS	126170	97027	36496	259693
BLAIR	29684	45943	8954	84581
BRADFORD	12445	23450	4348	40243
BUCKS	196635	183516	65065	445216
BUTLER	44506	57438	13260	115204
CAMBRIA	57113	28356	7206	92675
CAMERON	1569	1829	335	3733
CARBON	19177	13819	4470	37466
CENTRE	46496	40763	18758	106017
CHESTER	125191	150273	51221	326685
CLARION	10513	12550	2463	25526
CLEARFIELD	23409	22902	4938	51249
CLINTON	10822	9623	2537	22982
COLUMBIA	20886	19369	6860	47115
CRAWFORD	26379	29822	6257	62458
CUMBERLAND	51260	75955	19808	147023
DAUPHIN	84233	79153	22833	186219
DELAWARE	173006	190763	43543	407312
ELK	11211	7319	2016	20546
ERIE	106990	66459	21667	195116
FAYETTE	62862	22002	6623	91487
FOREST	1472	1589	219	3280
FRANKLIN	27800	50092	11069	88961
FULTON	3498	5500	827	9825
GREENE	17153	6811	1805	25769
HUNTINGDON	10701	16793	3030	30524
INDIANA	26600	24133	7365	58098
JEFFERSON	11896	15664	2766	30326
JUNIATA	4997	8023	1244	14264
LACKAWANNA	102387	42867	12198	157452
LANCASTER	104743	176288	46540	327571
LAWRENCE	34761	22529	5301	62591
LEBANON	27687	44222	10564	82473
LEHIGH	111113	76758	33721	221592
LUZERNE	112097	61500	15651	189248
LYCOMING	26546	36172	8048	70766
MCKEAN	9080	15386	3059	27525
MERCER	39901	32063	8881	80845
MIFFLIN	9073	14044	2314	25431
MONROE	54135	38960	21389	114484
MONTGOMERY	264647	239277	81954	585878
MONTOUR	5088	5948	1674	12690
NORTHAMPTON	98205	65942	31783	195930
NORTHUMBERLAND	24083	24685	5142	53910
PERRY	7908	16916	3076	27900
PHILADELPHIA	841350	136345	92494	1070189
PIKE	17067	20117	8757	45941
POTTER	3515	6619	683	11017
SCHUYLKILL	40128	44940	9015	94083
SNYDER	5681	13327	2228	21236
SOMERSET	23169	26286	4168	53623
SULLIVAN	1787	2421	378	4586
SUSQUEHANNA	10107	15528	3254	28889
TIOGA	7834	15145	2749	25728
UNION	8154	12867	3482	24503
VENANGO	13366	17625	3702	34693
WARREN	11490	13638	3396	28524
WASHINGTON	88986	49115	14591	152692
WAYNE	10432	16844	4148	31424
WESTMORELAND	136804	87872	24570	249246
WYOMING	6927	10357	1969	19253
YORK	98779	126149	35801	260729
PENNSYLVANIA	4416989	3198043	1015080	8630112



## **Appendix II**





COMMONWEALTH OF PENNSYLVANIA  
COMPARISON OF VOTER REGISTRATION TOTALS  
NOVEMBER 2006 - NOVEMBER 2008

COUNTY NAME	DEMOCRATIC										REPUBLICAN									
	DEM/06	DEM/07	INC/DEC	DEM/07	DEM/08	INC/DEC	2YR INC	REP/06	REP/07	INC/DEC	REP/07	REP/08	INC/DEC	2YR INC						
ADAMS	17961	18044	0.46211	18044	20134	11.5828	12,09844	31781	32022	0.758315	32022	31118	-2.8231	-2,08615						
ALLEGHENY	541050	542576	0.28204	542576	594623	9.59257	9,901673	253257	252796	-0.18203	252796	256214	1.35208	1,16759						
ARMSTRONG	19696	19696	0	19696	19158	-2.7315	-2,73152	20540	20499	-0.19961	20499	19745	-3.6782	-3,8705						
BEAVER	67386	66600	-1.1664	66600	69674	4.61562	3,395364	35732	35444	-0.806	35444	35535	0.25674	0.55133						
BEDFORD	11069	11142	0.6595	11142	11716	5.15168	5,845153	19557	19619	0.317022	19619	19743	0.63204	0.95107						
BERKS	104104	106678	2.47253	106678	126170	18.2718	21,19611	97122	97343	0.227549	97343	97027	-0.3246	-0.09782						
BLAIR	11075	11308	2.10384	11308	12445	10.0548	12,3702	23376	23667	1.244867	23667	23450	-0.9169	0.31656						
BRADFORD	26160	26413	0.96713	26413	29684	12.3841	13,47095	46215	46005	-0.4544	46005	45943	-0.1348	-0.58855						
BUCKS	162665	166325	2.25002	166325	196635	18.2234	20,88341	189144	187049	-1.10762	187049	183516	-1.8888	-2,97551						
BUTLER	42278	42476	0.46833	42476	44506	4.77917	5,26988	58371	58376	0.008566	58376	57438	-1.6068	-1,5984						
CAMBRIA	55024	54181	-1.5321	54181	57113	5.41149	3,796525	28423	27930	-1.73451	27930	28356	1.52524	-0.23572						
CAMERON	1562	1553	-0.5762	1553	1569	1.03026	0,448143	1855	1846	-0.48518	1846	1829	-0.9209	-1,40162						
CARBON	17872	18299	2.38921	18299	19177	4.79808	7,301925	14405	14802	1.367581	14802	13819	-5.3623	-4,06803						
CENTRE	32593	31685	-2.7859	31685	46496	46.7445	42,6564	37993	36592	-3.68752	36592	40763	11.3987	7,29082						
CHESTER	93425	93615	0.20337	93615	125191	33.7296	34,00161	156262	151524	-3.03209	151524	150273	-0.8256	-3,83267						
CLARION	9389	9266	-1.31	9266	10513	13.4578	11,97146	12039	11959	-0.68451	11959	12550	4.94188	4,24454						
CLEARFIELD	22468	22458	-0.0445	22458	23409	4.23457	4,188179	23099	22930	-0.73163	22930	22902	-0.1221	-0.85285						
CLINTON	9169	9157	-0.1309	9157	10822	18.1828	18,02814	9385	9261	-1.32126	9261	9623	3.90887	2,53596						
COLUMBIA	18411	18321	-0.4888	18321	20886	14.0003	13,44305	18931	18912	-0.10036	18912	19369	2.41646	2,31367						
CRAWFORD	23653	24120	1.97438	24120	26379	9.36567	11,52497	30052	30099	0.156396	30099	29822	-0.9203	-0.76534						
CUMBERLAND	40852	48992	19.9256	48992	51260	4.62933	25,47733	77254	75862	-1.80185	75862	75955	0.12259	-1,68147						
DAUPHIN	69881	71010	1.4704	71010	84233	18.6213	20,36553	84584	83731	-1.00846	83731	79153	-5.4675	-6,42084						
DELAWARE	134075	133701	-0.2789	133701	173006	28.3977	29,03673	205125	196785	-4.06561	196785	190763	-3.0602	-7,00158						
ELK	10582	10771	1.78605	10771	11211	4.08504	5,944056	7378	7355	-0.31174	7355	7319	-0.4895	-0.79967						
ERIE	94458	89876	-4.8508	89876	106990	19.0418	13,26727	67324	63450	-5.73941	63450	66459	4.72581	-1,28483						
FAYETTE	61285	61030	-0.4161	61030	62862	3.0018	2,573223	21763	21485	-1.2774	21485	22002	2.40633	1,09819						
FOREST	1345	1384	2.89963	1384	1472	6.35838	9,442379	1638	1634	-0.2442	1634	1589	-2.754	-2,99145						
FRANKLIN	24161	24682	2.15637	24682	27800	12.6327	15,06146	48695	49078	0.786528	49078	50092	2.0661	2,86888						
FULTON	3351	3380	0.86541	3380	3498	3.49112	4,38675	5346	5403	1.066218	5403	5500	1.7953	2,88066						
GREENE	16867	16855	-0.0711	16855	17153	1.76902	1,695619	6621	6671	0.755173	6671	6811	2.09864	2,86966						
HUNTINGDON	9693	9715	0.22687	9715	10701	10.1493	10,39926	16781	16737	-0.2622	16737	16793	0.33459	0.07151						
INDIANA	23545	23160	-1.6352	23160	26600	14.8532	12,97515	23491	23239	-1.07275	23239	24133	3.84698	2,73296						
JEFFERSON	11272	11296	0.21292	11296	11896	5.31161	5,535841	15360	15248	-0.72917	15248	15664	2.72823	1,97917						
JUNIATA	4706	4760	1.14747	4760	4997	4.97899	6,183595	7932	7990	0.731215	7990	8023	0.41302	1,14725						

COMMONWEALTH OF PENNSYLVANIA  
COMPARISON OF VOTER REGISTRATION TOTALS  
NOVEMBER 2006 - NOVEMBER 2008

COUNTY NAME	DEMOCRATIC										REPUBLICAN									
	DEM06	DEM07	INC/DEC	DEM07	DEM08	INC/DEC	2YR INC	REP06	REP07	INC/DEC	REP07	REP08	INC/DEC	2YR INC						
LACKAWANNA	94298	94508	0.227	94508	102387	8.33688	8.578125	43944	43862	-0.1866	43862	42867	-2.2685	-2.45085						
LANCASTER	79210	82024	3.55258	82024	104743	27.698	32.23457	176170	176615	0.252597	176615	176288	-0.1851	0.06698						
LAWRENCE	33103	33286	0.55282	33286	34761	4.43129	5.008609	22264	22290	0.11678	22290	22529	1.07223	1.19026						
LEBANON	21610	22211	2.78112	22211	27687	24.6545	28.12124	43852	44182	0.752531	44182	44222	0.09053	0.84375						
LEHIGH	90963	93763	3.07817	93763	111113	18.5041	22.15186	79191	79348	0.198255	79348	76758	-3.2641	-3.07232						
LUZERNE	96508	99532	3.13342	99532	112097	12.6241	16.15307	59769	60728	1.604511	60728	61500	1.27124	2.89615						
LYCOMING	24408	24427	0.07784	24427	26546	8.67483	8.759423	36863	36848	-0.04069	36848	36172	-1.8346	-1.87451						
MCKEAN	8373	8226	-1.7556	8226	9080	10.3817	8.443807	15668	31886	-0.2877	31886	32063	0.5551	0.26581						
MERCER	37564	37863	0.79597	37863	39901	5.38256	6.221382	31978	13982	-0.4769	13982	14044	0.44343	-0.03559						
MIFFLIN	8477	8485	0.09437	8485	9073	6.92988	7.030789	14049	13878	0.834612	13878	38960	0.45898	1.29742						
MONROE	42689	44704	4.72019	44704	54135	21.0965	26.81253	38461	38782	0.34612	38782	239277	-3.2861	-4.6481						
MONTGOMERY	212608	218324	2.68852	218324	264647	21.2175	24.4765	250941	247407	-1.4083	247407	5948	0.84774	1.76219						
MONTGOMERY	4409	4516	2.42685	4516	5068	12.2232	14.9467	5845	5898	0.906758	5898	5948	-5.5638	-4.98819						
MONTGOMERY	87301	89015	1.96332	89015	98205	10.3241	12.49012	69404	69827	0.609475	69827	65942	-0.2667	-1.5357						
NORTHAMPTON	22804	22717	-0.3815	22717	24083	6.01312	5.608665	25070	24751	-1.27244	24751	24685	-0.24296	0.95488						
NORTHAMPTON	6775	6918	2.1107	6918	7908	14.3105	16.72325	16756	16875	0.710193	16875	16916	0.24296	0.95488						
PERRY	760700	750454	-1.3469	750454	841350	12.1121	10.60208	160005	150214	-6.11918	150214	136345	-9.2328	-14.787						
PHILADELPHIA	14047	14783	5.23955	14783	17067	15.4502	21.49925	19380	19677	1.532508	19677	20117	2.23611	3.80289						
PIKE	3423	3456	0.96407	3456	3515	1.70718	2.687701	6847	6835	-0.17526	6835	6619	-3.1602	-3.32993						
POTTER	36777	36934	0.4269	36934	40128	8.64786	9.111673	46651	45788	-1.84991	45788	44940	-1.852	-3.66766						
SCHUYLKILL	5041	5149	2.14243	5149	5681	10.3321	12.69589	13521	13654	0.983655	13654	13327	-2.3949	-1.43481						
SNYDER	22383	22428	0.20105	22428	23169	3.30391	3.511594	26000	26075	0.288462	26075	26286	0.8092	1.1						
SOMERSET	1663	1687	1.44317	1687	1787	5.92768	7.456404	2477	2435	-1.6956	2435	2421	-0.5749	-2.2608						
SULLIVAN	9007	9147	1.55435	9147	10107	10.4952	12.21272	15517	15537	0.128891	15537	15528	-0.0579	0.07089						
SUSQUEHANNA	7259	7448	2.60366	7448	7834	5.1826	7.921201	16157	16099	-0.35898	16099	15145	-5.9258	-6.26354						
TIOGA	6418	6559	2.19695	6559	8154	24.3177	27.04892	12857	12879	0.171113	12879	12867	-0.0932	0.07778						
UNION	13140	13148	0.06088	13148	13366	1.65805	1.719939	18734	18447	-1.53197	18447	17625	-4.456	-5.91972						
VENANGO	10140	10348	2.05128	10348	11490	11.0359	13.31361	13881	13925	0.31698	13925	13638	-2.061	-1.75059						
WARREN	85008	8491	-0.5082	8491	88986	5.32009	4.67956	47154	47360	0.436866	47360	49115	3.70566	4.15871						
WASHINGTON	8678	9058	4.37889	9058	10432	15.1689	20.21203	16945	17142	1.162585	17142	16844	-1.7384	-0.59605						
WAYNE	129809	129615	-0.1495	129615	136804	5.54643	5.386868	84915	85392	0.561738	85392	87872	2.90425	3.48231						
WESTMORELAND	6331	6490	2.51145	6490	6927	6.73344	9.413995	11132	11065	-0.60187	11065	10357	-6.3986	-6.96191						
WYOMING	93659	95692	2.17064	95692	98779	3.22598	5.46664	141602	142736	0.800836	142736	126149	-11.621	-10.913						
YORK	3877766	3901931	0.62317	3901931	4416989	13.2001	13.90551	3280831	3246999	-1.0312	3246999	3198043	-1.5077	-2.52339						
PENNSYLVANIA																				

## **Appendix III**



**COMMONWEALTH OF PENNSYLVANIA**  
**TOTAL VOTER REGISTRATION APPLICATIONS PROCESSED IN 2008**  
 (For more information on agency voter registration applications, see page 12)

COUNTY NAME	IN PERSON	PennDOT	MAIL	VR DRIVES	AGENCY A	AGENCY B	AGENCY C	AGENCY D	AGENCY 1	AGENCY 2	AGENCY 3	AGENCY 4	AGENCY A-1	AGENCY TOTAL	RCR/TMNT CENTERS	PennDOT COA TRANSFERS	OTHER TRANSFERS	TOTAL
ADAMS	561	2501	4436	876	23	1	4	1	0	0	0	0	0	29	0	789	5	9197
ALLEGHENY	3440	27965	72978	85785	42	334	433	40	31	67	9	7	25	988	0	65196	4740	261092
ARMSTRONG	543	1332	2531	121	5	10	0	0	1	43	0	0	5	64	0	610	330	5531
BEAVER	1138	3860	7741	3076	46	5	14	1	1	4	0	0	80	151	0	1121	389	17476
BEDFORD	2592	950	830	1	0	1	0	0	14	0	0	0	1	16	0	290	200	4879
BERKS	1402	9131	19995	19827	4	6	44	6	2	0	0	0	15	79	235	2826	1071	54566
BLAIR	915	2331	5003	1	156	4	91	0	7	0	1	0	2	261	0	628	333	9472
BRADFORD	727	1340	1926	189	15	0	38	0	1	0	0	0	0	54	0	252	89	4577
BUCKS	3020	15221	48095	4935	20	0	0	53	0	0	0	0	0	73	263	20866	4109	96582
BUTLER	1545	4146	9127	637	11	2	38	14	0	41	0	0	1	113	0	1570	189	17320
CAMBRIA	610	2464	5291	1227	121	1	49	0	0	0	0	0	0	18	138	843	97	10842
CAMERON	117	65	54	39	6	0	12	0	0	0	0	0	0	16	0	41	9	343
CARBON	107	1560	3154	187	4	0	4	7	0	0	0	1	0	47	0	806	123	9062
CENTRE	388	2492	5668	29605	35	1	4	5	2	0	0	0	0	5	0	1022	112	39334
CHESTER	2035	12856	38000	11629	2	0	0	0	2	0	0	0	0	29	0	6259	184	71968
CLARION	768	644	1113	1788	22	2	2	2	0	1	0	1	0	143	0	149	153	4644
CLEARFIELD	362	1488	2732	10	56	0	87	0	0	1	0	0	0	11	0	555	737	6027
CLINTON	2474	629	1267	0	2	0	9	0	0	0	0	0	0	21	0	347	28	4756
COLUMBIA	240	1316	5482	0	9	0	8	0	0	2	2	0	0	21	0	537	28	7624
CRAWFORD	1321	1599	3447	0	0	0	0	0	1	0	0	0	0	1	0	663	22	7053
CUMBERLAND	1387	5438	14538	7016	23	3	14	4	1	1	0	0	0	46	0	3363	543	32331
DAUPHIN	1786	6143	17169	12829	7	2	44	52	6	0	0	0	0	111	0	3014	345	41397
DELAWARE	2851	12250	55343	27540	105	0	15	0	1	0	0	0	0	121	0	4593	592	103290
ELK	224	519	1190	307	46	0	20	0	1	0	0	0	1	68	0	161	50	2519
ERIE	3740	5592	11550	11486	244	0	79	0	11	0	0	0	0	334	0	854	42	33578
FOREST	434	2654	4816	676	0	0	0	0	0	0	0	0	0	0	0	873	4	9457
FRANKLIN	1792	3697	5107	864	71	15	3	1	0	0	0	0	0	90	0	100	1	420
FULTON	92	282	469	0	1	0	6	0	0	0	0	0	0	7	0	711	135	12396
GREENE	448	745	955	272	8	0	5	0	0	0	0	0	0	13	0	64	20	934
HUNTINGDON	1706	580	1164	891	14	0	0	0	0	0	0	0	0	14	0	202	200	2635
INDIANA	1840	1512	2725	3682	9	0	17	0	0	0	0	0	0	26	0	327	94	4726
JEFFERSON	171	767	2265	0	0	0	1	0	0	0	0	0	0	1	0	532	6	10323
JUNIATA	388	306	516	154	7	0	15	0	0	0	0	0	2	24	0	298	5	3507
																189	164	1741

COMMONWEALTH OF PENNSYLVANIA

TOTAL VOTER REGISTRATION APPLICATIONS PROCESSED IN 2008  
(For more information on agency voter registration applications, see page 12)

COUNTY NAME	IN PERSON	PennDOT MAIL	VR DRIVES	AGENCY A	AGENCY B	AGENCY C	AGENCY D	AGENCY 1	AGENCY 2	AGENCY 3	AGENCY 4	AGENCY A-1	AGENCY TOTAL	RCRTRMT CENTERS	PennDOT COA TRANSFERS	OTHER TRANSFERS	TOTAL
LACKAWANNA	2591	4022	8599	21	3	46	10	0	0	0	0	0	80	0	1265	578	23684
LANCASTER	576	10927	38074	107	5	1	6	0	0	0	0	0	119	0	3047	3914	60955
LAWRENCE	229	1871	4041	2	0	38	0	10	0	2	0	14	66	0	600	7	6814
LEBANON	2246	2985	5760	0	0	3	0	2	0	0	0	0	5	104	1317	205	16377
LEHIGH	1920	10222	21184	17	0	12	0	9	4	2	1	0	45	0	3371	582	51956
LUZERNE	1414	6285	14179	11	0	283	1	1	0	0	0	0	296	0	1591	454	28091
LYCOMING	1629	2456	4193	84	1	1	0	0	0	0	0	0	19	0	692	41	11715
MCKEAN	638	822	1471	14	0	0	0	4	0	0	0	0	86	0	163	42	3155
MERCER	807	2391	4446	884	24	81	0	1	0	0	0	3	131	96	694	786	10235
MIFFLIN	925	537	962	3	0	3	0	0	0	0	0	0	6	0	226	61	2717
MONROE	2573	5582	8285	6	4	191	0	0	0	0	0	0	201	0	812	56	23705
MONTGOMERY	3419	20346	72919	36	5	53	2	2	2	0	17	8	125	0	8480	937	120261
MONTGOMERY	1505	440	446	1	0	3	0	0	0	0	0	0	4	0	270	31	2696
MONTGOMERY	1787	8505	21604	7346	0	41	0	1	5	0	1	1	50	1	2319	298	41910
MONTGOMERY	826	1672	2726	0	2	9	1	0	0	0	0	0	12	0	809	569	6614
NORTHAMPTON	826	1672	2726	0	2	9	1	0	0	0	0	0	1	0	615	21	4185
NORTHAMPTON	826	1672	2726	0	2	9	1	0	0	0	0	0	1	0	7387	93	428344
NORTHAMPTON	826	1672	2726	0	2	9	1	0	0	0	0	0	1	0	276	71	7442
NORTHAMPTON	826	1672	2726	0	2	9	1	0	0	0	0	0	1	0	149	145	1293
PERRY	640	885	2003	20	0	0	0	0	0	0	0	0	21	0	977	453	11883
PERRY	1454	25043	83732	308818	114	153	337	0	0	0	0	0	755	0	305	101	3212
PHILADELPHIA	77	2467	4535	16	0	0	0	0	0	0	0	0	27	0	434	7	5238
PIKE	214	316	448	0	7	0	13	0	695	0	0	0	92	0	70	7	480
POTTER	934	2362	5320	782	2	7	50	0	2	2	1	0	4	0	434	7	480
SCHUYLKILL	314	508	1327	630	4	0	18	0	0	0	0	0	4	0	260	32	3819
SNYDER	424	1244	2808	229	19	1	70	2	0	0	0	0	44	0	265	34	3915
SOMERSET	95	122	176	6	4	0	0	0	0	0	0	0	67	0	426	32	5733
SULLIVAN	555	975	1918	35	10	2	30	2	0	0	0	0	19	0	403	33	4152
SUSQUEHANNA	354	878	1376	941	5	0	36	0	11	1	14	0	21	0	231	673	4543
TIOGA	1348	689	1613	1606	0	0	19	0	4	3	0	0	45	0	1871	34	19357
UNION	647	1350	1576	122	8	0	6	0	1	0	0	0	6	1	416	61	5166
VENANGO	943	858	1529	264	7	17	18	0	0	0	0	0	95	0	2666	886	35489
WARREN	896	4944	8678	2927	0	0	68	0	0	0	0	0	358	36	305	8	2466
WASHINGTON	802	1478	1897	417	27	0	167	2	0	25	0	0	11	0	2384	715	51462
WAYNE	747	8127	18038	4631	97	66	167	2	0	0	0	0	57	0	165747	27486	1907454
WESTMORELAND	379	331	1432	0	1	0	10	0	0	0	0	0	0	0	874	874	874
WESTMORELAND	379	331	1432	0	1	0	10	0	0	0	0	0	0	0	874	874	874
WYOMING	2703	10518	18439	16646	28	12	13	1	0	0	0	3	368	824	165747	27486	1907454
YORK	77859	276580	723549	628535	1775	683	2674	219	823	204	44	34	368	824	165747	27486	1907454
PENNSYLVANIA																	

**COMMONWEALTH OF PENNSYLVANIA**  
**NEW VOTER REGISTRATION APPLICATIONS 2008**  
 (For more information on agency voter registration applications, see page 12)

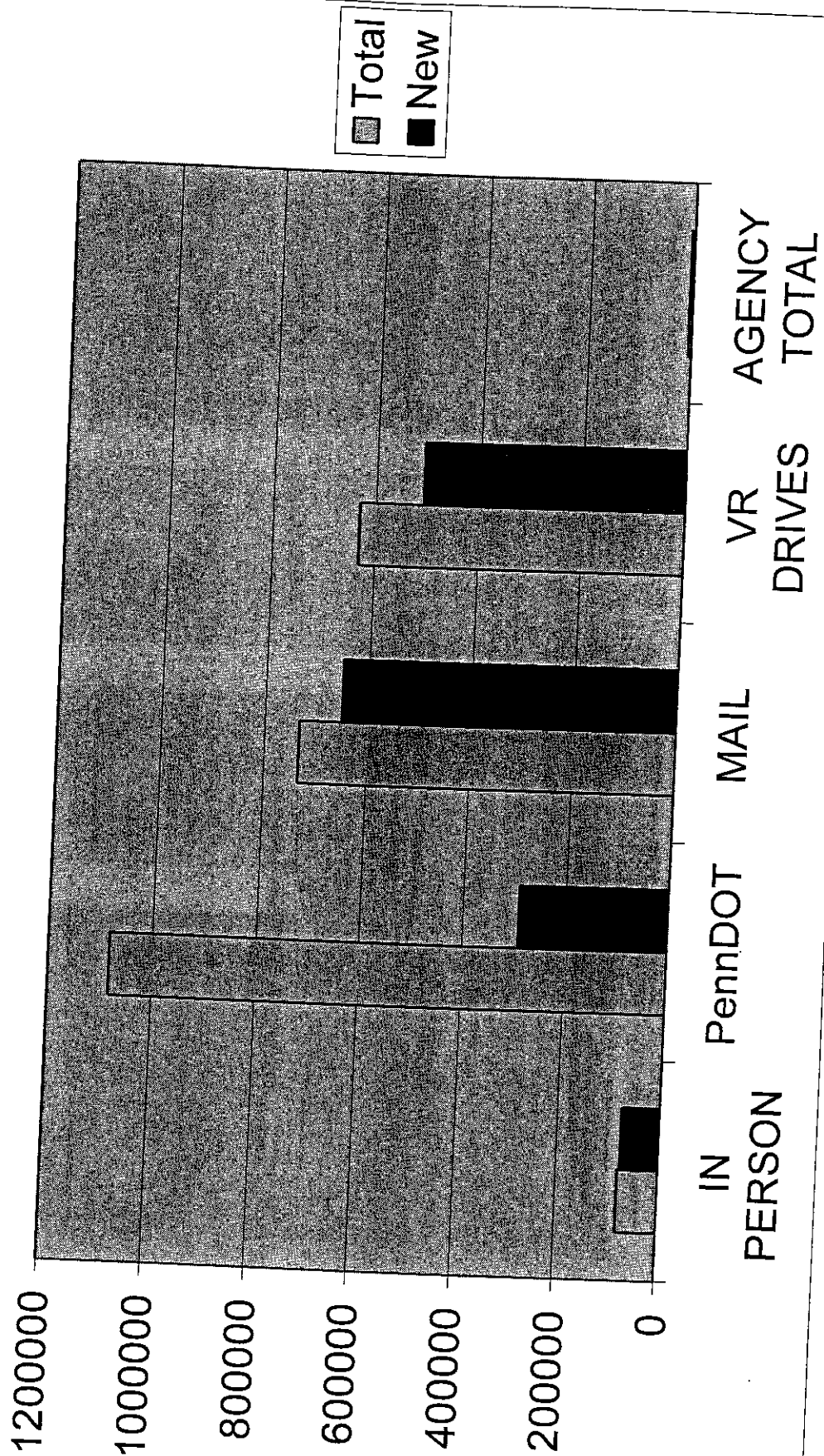
COUNTY NAME	IN PERSON	PennDOT MAIL	VR DRIVES	AGENCY A	AGENCY B	AGENCY C	AGENCY D	AGENCY 1	AGENCY 2	AGENCY 3	AGENCY 4	AGENCY A-1	AGENCY TOTAL	RCR/TMNT CENTERS	PennDOT COA TRANSFERS	OTHER TRANSFERS	TOTAL
ADAMS	530	2005	3991	23	1	4	1	0	0	0	0	0	29	0	724	5	8094
ALLEGHENY	1501	17420	35644	25	174	260	20	22	33	6	6	12	774	0	6776	4152	117493
ARMSTRONG	508	1032	2196	5	7	0	0	0	35	0	0	4	51	0	549	176	4621
BEAVER	1051	2989	6865	40	4	14	1	1	2	0	0	70	132	0	1059	341	15051
BEDFORD	1948	694	792	0	1	0	0	11	0	0	0	1	13	0	204	193	3844
BERKS	1306	6224	17594	4	4	37	4	2	0	0	2	11	64	232	2613	1014	45339
BLAIR	906	1931	4546	151	4	81	0	7	0	1	0	2	246	0	591	315	8536
BRADFORD	712	1233	1872	15	0	38	0	1	0	0	0	0	54	0	239	87	4383
BUCKS	2784	11730	44877	20	0	0	53	0	0	0	0	0	73	263	11972	3853	80484
BUTLER	1731	3658	9118	10	2	36	15	0	40	0	0	0	103	0	1727	182	17266
CAMBRIA	610	2464	5291	121	1	49	0	0	0	0	0	1	172	138	843	97	10842
CAMERON	115	62	50	33	0	12	0	0	0	0	0	0	18	0	35	9	322
CARON	110	1391	3237	5	0	6	8	0	0	0	1	0	20	0	772	91	5808
CENTRE	378	2312	5352	27921	35	1	4	2	0	0	0	0	46	0	1008	91	37108
CHESTER	1893	10464	33539	10995	1	0	0	0	1	0	1	0	3	0	6114	145	62253
CLARION	742	580	1045	1728	21	2	2	0	1	0	0	0	27	0	126	149	4397
CLEARFIELD	353	1088	2405	8	1	81	0	0	0	0	0	0	133	0	503	674	5164
CLINTON	2404	503	1174	0	2	0	0	0	0	0	0	0	10	0	312	16	4419
COLUMBIA	232	1019	5341	0	0	8	0	0	2	2	0	0	21	0	529	24	7166
CRAWFORD	1283	1511	3094	0	0	8	0	0	0	0	0	0	43	0	625	16	6530
CUMBERLAND	1318	4500	13606	6601	22	3	12	1	1	0	0	0	99	0	3146	216	29430
DAUPHIN	1644	4817	15413	10401	7	2	34	50	6	0	0	0	98	0	2876	215	35465
DELAWARE	2615	9188	47401	20082	86	0	12	0	0	0	0	0	60	0	4304	575	84263
ELK	201	414	890	264	41	0	18	0	1	0	0	0	317	0	145	43	2017
ERIE	3605	4936	10900	10827	233	0	73	0	11	0	0	0	60	0	814	37	31436
FAYETTE	417	2558	4644	636	0	0	0	0	0	0	0	0	0	0	772	4	9031
FOREST	84	69	135	0	0	0	0	0	0	0	0	0	0	0	87	1	376
FRANKLIN	1696	2934	4607	782	70	15	3	1	0	0	0	0	89	0	695	117	10920
FULTON	92	232	448	0	1	0	0	0	0	0	0	0	7	0	58	19	866
GREENE	427	568	851	255	7	0	0	0	0	0	0	0	12	0	189	150	2452
HUNTINGDON	1668	504	1120	878	14	0	0	0	0	0	0	0	14	0	290	62	4536
INDIANA	1708	1020	2318	3546	8	0	16	0	0	0	0	0	24	0	519	6	9141
JEFFERSON	168	612	2382	0	0	0	0	0	0	0	0	0	0	0	279	3	3444
JUNIATA	378	276	493	136	6	0	14	0	0	0	0	2	22	0	180	142	1627

**COMMONWEALTH OF PENNSYLVANIA**  
**NEW VOTER REGISTRATION APPLICATIONS 2008**  
 (For more information on agency voter registration applications, see page 12)

COUNTY NAME	IN PERSON	PerrDOT MAIL	VR DRIVES	AGENCY A	AGENCY B	AGENCY C	AGENCY D	AGENCY 1	AGENCY 2	AGENCY 3	AGENCY 4	AGENCY A-1	AGENCY TOTAL	RORTMNT CENTERS	PerrDOT COA TRANSFERS	OTHER TRANSFERS	TOTAL
LACKAWANNA	2449	3477	7916	20	2	45	9	0	0	0	0	0	76	0	1189	318	21437
LANCASTER	560	9441	34098	98	5	1	6	0	0	0	0	0	110	0	2820	3803	54414
LAWRENCE	217	1343	3599	2	0	33	0	9	0	2	0	11	57	0	571	5	5792
LEBANON	2103	2348	5235	0	0	3	0	2	0	0	0	0	44	103	1229	167	14432
LEHIGH	1782	8512	18668	17	0	12	0	8	4	2	1	0	283	0	3273	480	45074
LUZERNE	1398	6157	13790	11	0	270	1	1	0	0	0	0	68	0	1541	434	27349
LYCOMING	1573	2306	3736	66	1	1	0	0	0	0	0	0	19	0	656	36	2732
MCKEAN	599	630	1303	0	14	0	0	0	0	12	0	2	3	0	145	36	2732
MERCER	761	2076	4094	23	10	76	0	0	0	0	0	0	183	0	220	57	2500
MIFFLIN	896	449	875	0	0	3	0	0	0	0	0	0	3	0	758	53	22540
MONROE	2529	5182	7992	5	4	174	0	0	0	0	0	0	111	0	885	886	104428
MONTGOMERY	3112	15792	64820	35	4	44	2	2	2	0	16	6	3	0	7885	19	1909
MONTOUR	1069	273	318	0	0	3	0	0	0	0	0	0	46	1	2212	236	37479
NORTHAMPTON	1720	7851	18782	0	1	37	0	1	5	0	1	1	12	0	763	556	6006
NORTHUMBERLAND	781	1393	2501	2	9	1	0	0	0	0	0	0	1	0	592	18	3696
PERRY	611	657	1799	18	0	0	0	0	0	1	0	0	638	0	6630	84	336945
PHILADELPHIA	1349	19108	70506	87	123	270	5	0	0	0	0	152	0	0	253	69	6868
PIKE	77	2275	4178	16	0	13	0	0	0	1	0	0	21	0	142	144	1154
POTTER	207	225	415	0	7	47	1	596	0	0	0	0	653	0	927	389	10520
SCHUYLKILL	900	1893	5032	2	7	18	0	1	1	1	0	0	25	0	293	80	3005
SNYDER	310	442	1239	616	4	67	2	0	0	0	0	0	89	0	420	6	4915
SOMERSET	414	1121	2670	195	19	1	67	0	0	0	0	0	4	0	52	6	405
SULLIVAN	93	78	166	6	4	0	0	0	0	0	0	0	44	0	252	29	3666
SUSQUEHANNA	548	902	1860	31	10	30	2	0	0	1	13	0	59	0	251	34	3601
TIOGA	342	742	1273	900	5	29	0	11	0	0	0	0	19	0	416	25	5569
UNION	1324	643	1556	1586	0	19	0	0	0	0	0	0	0	0	342	12	3647
VENANGO	612	1188	1367	107	8	5	0	4	2	0	0	2	45	0	217	667	17185
WARREN	920	732	1470	241	7	17	18	0	1	0	0	0	6	1	1792	29	17185
WASHINGTON	838	3966	7854	2999	0	6	0	0	0	0	0	0	85	0	340	58	4642
WAYNE	777	1249	1742	391	23	0	62	0	0	0	0	0	315	34	2519	601	29867
WESTMORELAND	709	5938	15788	3963	85	60	147	2	0	20	0	0	10	0	293	8	2274
WYOMING	368	276	1319	1	0	0	9	0	0	0	0	0	53	0	2335	644	45333
YORK	2526	8675	16963	14137	27	12	10	1	0	0	0	3	0	0	93858	24255	1527881
PENNSYLVANIA	<b>71592</b>	<b>220258</b>	<b>618155</b>	<b>493112</b>	<b>1622</b>	<b>478</b>	<b>2286</b>	<b>195</b>	<b>706</b>	<b>151</b>	<b>40</b>	<b>32</b>	<b>278</b>	<b>5788</b>	<b>93858</b>	<b>24255</b>	<b>1527881</b>

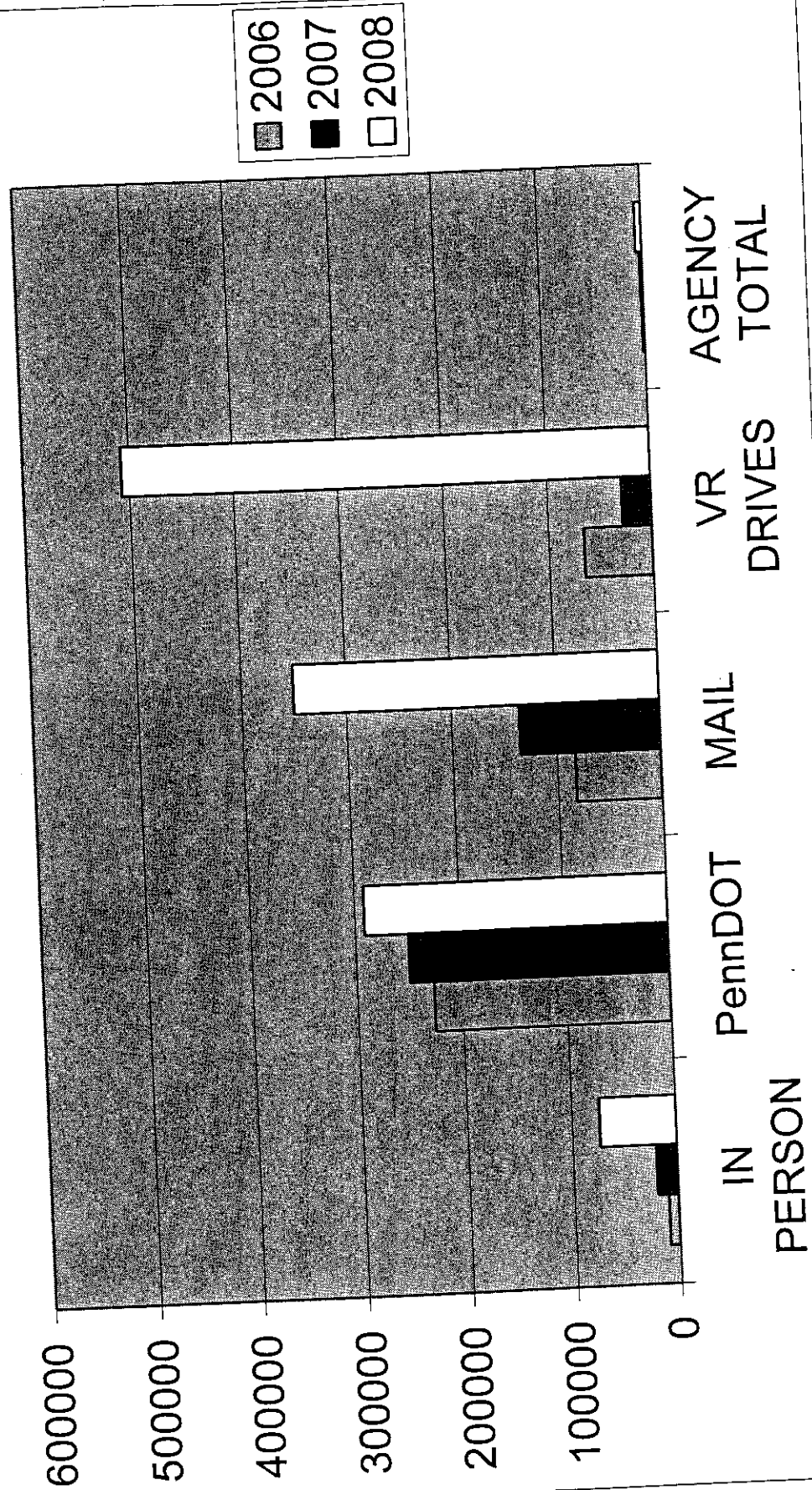


# TOTAL VOTER REGISTRATION APPLICATIONS PROCESSED IN 2008



\*Total includes new registrations, changes of address (out of county) and changes of name or party.

# NEW VOTER REGISTRATION APPLICATIONS 2006 - 2008



## **Appendix IV**



COMMONWEALTH OF PENNSYLVANIA  
 VOTER REGISTRATION  
 LIST MAINTENANCE ACTIVITIES  
 MANDATED VOTER REMOVAL PROGRAMS  
 2008

County Name	NOTICES MAILED			Mass Confirmation Mailing			National Change of Address			CANCELLED OUT OF STATE	
	NOTICES MAILED	RETURNED BY INDIVIDUAL	RETURNED BY POST OFFICE	MARKED INACTIVE	CANCELLED	NOTICES MAILED	RETURNED BY INDIVIDUAL	RETURNED BY POST OFFICE	MARKED INACTIVE		CANCELLED OUT OF COUNTY
ADAMS	0	0	0	0	0	1529	326	89	65	41	82
ALLEGHENY	0	0	0	0	0	0	0	0	0	0	0
ARMSTRONG	0	0	0	0	0	0	0	0	0	0	0
BEAVER	0	0	0	0	0	740	10	0	0	0	0
BEDFORD	0	0	0	0	0	2428	741	152	303	2	1
BERKS	0	0	0	0	0	560	93	22	104	51	163
BLAIR	0	0	0	0	0	5734	1417	647	2088	12	300
BRADFORD	10	1	4	9	0	846	541	87	59	45	95
BUCKS	0	0	0	0	0	8805	1266	3788	1606	11	101
BUTLER	13	3	0	0	0	2415	565	110	56	122	323
CAMBRIA	0	0	0	0	0	1633	311	90	579	42	59
CAMERON	0	0	0	0	0	81	0	0	0	0	0
CARBON	0	0	0	0	0	551	159	77	48	47	1
CENTRE	0	0	0	0	0	2257	617	134	79	45	196
CHESTER	0	0	0	0	0	3637	1245	184	97	159	573
CLARION	0	0	0	0	0	410	104	10	3	7	27
CLEARFIELD	0	0	0	0	0	905	43	12	9	22	7
CLINTON	0	0	0	0	0	9	1	1	0	0	0
COLUMBIA	0	0	0	0	0	0	0	0	0	0	0
CRAWFORD	0	0	0	0	0	0	0	0	0	0	0
CUMBERLAND	0	0	0	0	0	1218	287	17	9	23	99
DAUPHIN	0	0	0	0	0	3349	768	315	192	76	195
DELAWARE	0	0	0	0	0	5352	777	0	0	82	137
ELK	0	0	0	0	0	9016	1234	307	157	616	16
ERIE	0	0	0	0	0	405	124	42	126	16	18
FAYETTE	0	0	0	0	0	4659	916	99	4	12	266
FOREST	0	0	0	0	0	2	1	0	0	0	0
FRANKLIN	0	0	0	0	0	0	0	0	0	0	0
FULTON	0	0	0	0	0	0	0	0	0	0	0
GREENE	0	0	0	0	0	2123	711	20	616	45	249
HUNTINGDON	0	0	0	0	0	162	20	20	7	1	6
INDIANA	0	0	0	0	0	493	162	49	25	26	26
JEFFERSON	0	0	0	0	0	1464	210	2	2	4	15
JUNIATA	0	0	0	0	0	0	0	0	0	0	0
	0	0	0	0	0	513	90	47	25	10	11
	0	0	0	0	0	237	48	7	95	5	4



COMMONWEALTH OF PENNSYLVANIA  
 VOTER REGISTRATION LIST MAINTENANCE ACTIVITIES  
 FIVE YEAR NOTICE AND PennDOT CHANGE OF ADDRESS  
 2008

COUNTY NAME	FIVE YEAR NOTICES					PennDOT CHANGES OF ADDRESS			ADDRESS VERIFICATION		TOTAL FILES MARKED INACTIVE
	NOTICES MAILED	RECIPIENTS WHO RESPONDED - Move	RECIPIENTS WHO RESPONDED - Moved Within County	RE-REGISTERED WITHIN COUNTY	CANCELLED BUT RE-REGISTERED	MOVED WITHIN COUNTY	MOVED OUT OF COUNTY	TOTAL	NOTICES MAILED	RESPONSES	
ADAMS	890	121	3	0	0	1833	946	2744	114	0	2519
ALLEGHENY	0	575	141	127	355	65196	9826	75022	331	13	84118
ARMSTRONG	568	320	17	0	0	2399	767	3149	675	0	2591
BEAVER	2607	457	1	604	177	3284	1206	4456	163	13	7832
BEDFORD	0	174	0	0	1	1271	320	1591	632	40	3276
BERKS	8657	3190	20	23	1	10761	2718	13382	5599	251	27784
BLAIR	0	0	0	546	547	3461	682	4087	965	117	1372
BRADFORD	90	44	1	205	26	1898	350	2243	254	18	911
BUCKS	13874	3005	73	56	0	12034	4127	16161	3445	400	42841
BUTLER	8615	921	24	0	17	4024	1632	5610	2024	0	2258
CAMBRIA	1197	535	7	11	0	2458	860	3312	1395	177	9529
CAMERON	0	14	0	0	0	174	52	226	5	0	570
CARON	613	380	10	103	94	1409	686	2074	377	26	3751
CENTRE	0	355	0	0	0	3080	980	4067	1662	67	9325
CHESTER	1033	1762	0	0	0	9018	1472	12883	147	3	18061
CLARION	0	107	0	0	0	676	319	940	1	0	1722
CLEARFIELD	6252	588	5	0	0	1558	523	2071	3	0	6007
CLINTON	2305	280	2	0	0	585	325	900	77	3	3651
COLUMBIA	26853	122	0	115	134	1507	580	2079	33	0	169
CRAWFORD	10080	484	6	0	1	2719	707	3400	4	0	7896
CUMBERLAND	0	850	15	23	18	6483	2729	8851	930	39	4930
DAUPHIN	3730	1870	0	5	13	8281	2983	11264	2788	0	22665
DELAWARE	11827	236	49	21	2	13124	4682	17602	9485	94	36398
ELK	202	121	36	1	0	650	186	833	296	49	862
ERIE	10332	2172	151	0	0	9412	960	10372	1352	80	18391
FAYETTE	0	3	0	0	4	4559	994	5466	7	0	1201
FOREST	64	1	0	0	0	200	87	286	0	0	52
FRANKLIN	2353	850	0	4	0	3317	723	3970	39	4	8046
FULTON	0	34	0	0	0	329	111	437	20	0	903
GREENE	3907	227	30	0	0	798	263	1024	115	9	3896
HUNTINGDON	0	159	0	0	0	2798	397	3183	2	0	5517
INDIANA	1394	340	4	0	0	2416	727	3143	37	0	7603
JEFFERSON	0	239	1	66	12	1222	406	1609	78	2	3426
JUNIATA	297	80	13	0	0	1639	231	1853	176	22	1757





COMMONWEALTH OF PENNSYLVANIA  
 VOTER REGISTRATION LIST MAINTENANCE ACTIVITIES  
 CANCELLATION OF VOTER REGISTRATION  
 2008

COUNTY NAME	ACTIVE VOTER REGISTRATIONS CANCELLED										INACTIVE VOTER REGISTRATIONS CANCELLED									
	VOTER'S REQUEST	VOTER'S DEATH	OTHER MOVE CONFIRM	VOTER REMOVAL PROGRAM	CANVASS	PennDOT MOVE CONFIRM	TOTAL	VOTER'S REQUEST	VOTER'S DEATH	OTHER MOVE CONFIRM	VOTER REMOVAL PROGRAM	PennDOT MOVE CONFIRM	RESPONSE TO MAILING	CANVASS	5 YEAR NOTICE	TOTAL				
ADAMS	11	399	122	0	0	2	534	3	70	31	3	1	4	0	2797	2909				
ALLEGHENY	42	8870	7588	2	11	419	17032	10	2109	1194	0	62	10	0	6	3391				
ARMSTRONG	0	483	461	0	0	0	944	0	124	169	0	0	0	0	2724	3017				
BEAVER	11	1281	220	0	0	33	1555	1	173	35	0	6	0	0	1923	2138				
BEDFORD	2	342	357	0	0	0	701	0	63	44	3	0	1	0	5	116				
BERKS	27	1912	2509	0	0	0	4448	5	397	589	0	0	0	0	0	981				
BLAIR	9	891	974	0	0	0	1874	0	28	65	0	0	1	0	0	92				
BRADFORD	8	433	601	0	0	0	1042	1	10	39	3	0	1	0	0	81				
BUCKS	64	3082	5278	123	0	1	8528	14	364	843	1	0	495	0	8	92				
BUTLER	7	572	1181	0	0	27	1787	0	74	117	0	5	0	0	1	1718				
CAMBERIA	21	956	788	0	0	0	1785	6	224	220	0	0	0	0	6861	7057				
CAMERON	4	42	65	0	0	0	111	0	13	12	0	0	0	0	0	450				
CARBON	8	371	399	0	0	0	778	1	62	118	0	0	0	0	0	25				
CENTRE	33	533	2364	0	0	0	2930	6	56	312	1	0	0	0	1	180				
CHESTER	100	1488	5003	20	1	3	6615	25	168	832	0	1	0	0	1	376				
CLARION	6	263	363	0	0	0	632	1	30	48	1	0	22	0	1	1049				
CLEARFIELD	3	637	602	0	0	1	1243	4	71	78	1	0	0	0	6	86				
CLINTON	0	258	365	0	0	0	623	1	34	59	1	0	0	0	261	415				
COLUMBIA	16	377	1284	2	0	15	1694	0	8	9	4	0	0	1	95	31				
CRAWFORD	6	636	932	0	0	3	1577	3	32	50	0	0	0	0	8	91				
CUMBERLAND	21	1208	1976	0	0	0	3205	8	195	300	0	0	0	0	6	91				
DAUPHIN	7	1069	2335	0	13	0	3424	1	189	609	0	0	0	0	5629	6132				
DELAWARE	30	3128	5609	0	1	0	8768	5	482	1362	1	1	2	10	6611	7424				
ELK	2	221	321	0	0	1	545	1	15	40	0	0	16	0	0	1865				
ERIE	7	1368	1954	0	12	0	3341	0	49	127	3	0	0	0	0	56				
FAYETTE	10	1334	720	1	38	0	2103	0	11	23	0	0	2	0	66	247				
FOREST	0	48	49	0	0	0	97	0	0	6	0	0	1	13	0	48				
FRANKLIN	7	707	684	2	0	0	1400	5	134	115	0	0	0	0	0	6				
FULTON	0	73	91	0	0	0	164	0	15	10	0	0	13	0	0	267				
GREENE	14	225	186	0	0	0	425	3	49	48	0	0	0	0	0	25				
HUNTINGDON	3	300	351	3	0	0	657	4	51	78	0	0	0	0	94	194				
INDIANA	17	396	792	0	0	0	1205	2	95	124	0	0	0	0	0	133				
JEFFERSON	0	308	432	0	0	0	740	0	40	45	0	1	0	0	0	222				
JUNIATA	4	156	126	0	0	0	286	0	37	31	0	0	0	0	1	86				
															0	68				

COMMONWEALTH OF PENNSYLVANIA  
 VOTER REGISTRATION LIST MAINTENANCE ACTIVITIES  
 CANCELLATION OF VOTER REGISTRATION  
 2008

COUNTY NAME	ACTIVE VOTER REGISTRATIONS CANCELLED							INACTIVE VOTER REGISTRATIONS CANCELLED								
	VOTERS REQUEST	VOTERS DEATH	OTHER MOVE CONFIRM	VOTER REMOVAL PROGRAM	CANVASS	PennDOT MOVE CONFIRM	TOTAL	VOTERS REQUEST	VOTERS DEATH	OTHER MOVE CONFIRM	VOTER REMOVAL PROGRAM	PennDOT MOVE CONFIRM	RESPONSE TO MAILING	CANVASS	5 YEAR NOTICE	TOTAL
LACKAWANNA	24	1820	1285	1	0	0	3130	2	257	231	0	0	0	0	0	490
LANCASTER	25	2066	2856	0	0	0	4747	4	473	644	0	0	1	0	0	1122
LAWRENCE	0	763	656	0	1	0	1420	0	19	32	0	0	0	0	0	51
LEBANON	12	686	843	0	0	0	1541	1	127	187	0	0	0	3	3981	4765
LEHIGH	41	1345	3018	0	11	0	4415	6	197	573	5	0	3	0	364	747
LUZERNE	3	1586	1483	0	0	0	3072	1	142	237	0	0	0	0	1585	1858
LYCOMING	26	62	776	0	0	0	884	3	19	251	0	2	0	0	0	49
MCKEAN	2	276	280	0	1	0	559	1	26	20	0	0	0	0	0	308
MERCER	13	836	891	0	0	2	1742	2	167	119	0	0	0	0	0	64
MIFFLIN	2	227	227	0	0	0	456	0	31	33	0	0	1	1	0	321
MONROE	15	609	1552	0	0	0	2176	3	76	240	0	0	0	0	1031	3994
MONTGOMERY	74	4213	8843	1	0	2	13133	10	582	1468	896	7	0	0	0	34
MONTGOMERY	0	150	199	2	0	0	351	0	18	15	0	0	1	0	0	13688
MONTGOMERY	17	1254	2785	0	0	0	4056	2	221	544	0	0	2	0	2	26
NORTHAMPTON	12	775	788	9	0	0	1584	1	4	17	0	0	0	0	109	237
NORTHAMPTON	1	207	306	0	0	0	514	1	38	89	0	5	29	102	52756	56645
NORTHAMPTON	79	8212	11756	24	4	21	20096	6	1039	2708	0	0	0	0	0	131
PHILADELPHIA	1	237	591	0	0	0	829	0	61	70	0	0	0	75	310	434
PIKE	5	126	99	0	3	0	233	2	21	26	0	0	0	0	50	509
POTTER	3	1099	782	1	0	0	1885	11	245	179	24	0	0	0	972	1087
SCHUYLKILL	22	185	272	0	0	0	479	1	41	73	0	2	1	0	0	216
SNYDER	5	428	406	0	0	1	840	0	126	89	0	0	0	0	0	24
SOMERSET	0	54	56	0	0	0	110	0	13	11	1	0	0	0	1	116
SULLIVAN	2	257	278	2	0	0	539	1	41	72	1	0	0	0	2081	2190
SUSQUEHANNA	4	270	243	0	0	0	517	2	55	52	0	0	0	0	890	1021
TIOGA	37	170	289	0	0	0	496	9	40	82	18	0	0	0	18	162
UNION	9	369	417	1	0	0	796	1	32	93	0	0	0	12	0	63
VENANGO	11	293	356	0	14	0	674	2	26	23	0	0	5	0	1	404
WARREN	6	1361	616	0	0	0	1983	7	276	115	0	0	1	0	785	852
WASHINGTON	7	295	371	0	0	0	673	0	20	46	0	1	2	0	2	847
WAYNE	21	2293	2409	0	5	0	4729	4	429	409	0	1	1	0	0	830
WESTMORELAND	4	184	252	1	0	0	441	2	152	674	0	0	0	0	0	38951
WYOMING	73	1672	2363	0	0	0	4108	25	468	648	0	0	0	0	0	40092
YORK	1056	68837	95236	195	115	532	165961	220	10972	17850	965	94	616	216	143822	174755
PENNSYLVANIA																

## **Appendix V**



COMMONWEALTH OF PENNSYLVANIA  
 VOTER REGISTRATION APPLICATIONS BY POLITICAL PARTY  
 RECEIVED AT PennDOT PHOTO LICENSE CENTERS  
 2008

COUNTY NAME	DEMOCRATIC	REPUBLICAN	OTHER	TOTAL
ADAMS	962	1002	590	2554
ALLEGHENY	15425	7430	5420	28275
ARMSTRONG	565	504	247	1316
BEAVER	2069	1190	713	3972
BEDFORD	346	425	173	944
BERKS	5003	2427	1837	9267
BLAIR	1048	895	439	2382
BRADFORD	545	545	277	1367
BUCKS	8677	4840	4042	17559
BUTLER	1625	1855	930	4410
CAMBRIA	1448	749	452	2649
CAMERON	24	24	7	55
CARBON	786	467	373	1626
CENTRE	1233	871	681	2785
CHESTER	5632	4037	2932	12601
CLARION	269	248	128	645
CLEARFIELD	670	510	285	1465
CLINTON	316	225	96	637
COLUMBIA	583	472	314	1369
CRAWFORD	763	560	294	1617
CUMBERLAND	2228	2137	1230	5595
DAUPHIN	3762	2036	1411	7209
DELAWARE	6411	3804	2118	12333
ELK	245	152	123	520
ERIE	3450	1669	1164	6283
FAYETTE	1538	730	457	2725
FOREST	42	32	26	100
FRANKLIN	1358	1597	819	3774
FULTON	97	117	75	289
GREENE	430	226	113	769
HUNTINGDON	217	228	96	541
INDIANA	716	491	330	1537
JEFFERSON	307	361	165	833
JUNIATA	129	129	54	312
LACKAWANNA	2461	980	650	4091
LANCASTER	4573	3980	2385	10938
LAWRENCE	1019	596	330	1945
LEBANON	1259	1126	655	3040
LEHIGH	5754	2520	2448	10722
LUZERNE	3599	1676	1161	6436
LYCOMING	1031	969	517	2517
MCKEAN	334	319	190	843
MERCER	1293	772	534	2599
MIFFLIN	267	274	121	662
MONROE	3142	1271	1288	5701
MONTGOMERY	10114	5459	4388	19961
MONTOUR	174	156	112	442
NORTHAMPTON	4701	2265	2205	9171
NORTHUMBERLAND	747	559	361	1667
PERRY	313	382	203	898
PHILADELPHIA	20815	3695	4063	28573
PIKE	1054	778	593	2425
POTTER	123	166	90	379
SCHUYLKILL	1093	796	482	2371
SNYDER	173	243	108	524
SOMERSET	534	506	234	1274
SULLIVAN	53	44	29	126
SUSQUEHANNA	409	367	211	987
TIOGA	337	372	198	907
UNION	262	331	150	743
VENANGO	583	504	284	1371
WARREN	381	289	209	879
WASHINGTON	2448	1573	817	4838
WAYNE	593	503	372	1468
WESTMORELAND	3840	2740	1422	8002
WYOMING	143	123	69	335
YORK	5214	4216	2615	12045
PENNSYLVANIA	147755	83535	57905	289195



## **Appendix VI**





COMMONWEALTH OF PENNSYLVANIA  
2008 - SUMMARY  
PennDOT CHANGES OF ADDRESS FORWARDED TO COUNTY VOTER REGISTRATION COMMISSIONS

COUNTY NAME	JAN - FEB	MAR - APRIL	MAY - JUNE	JULY - AUG	SEPT - OCT	NOV - DEC	TOTAL
ADAMS	876	869	836	980	1146	459	5166
ALLEGHENY	13295	12879	13700	14740	13836	6773	75223
ARMSTRONG	1177	1136	1074	1046	993	492	5918
BEAVER	1445	1337	1280	1368	1331	646	7407
BEDFORD	429	394	425	484	466	253	2451
BERKS	4322	3948	4000	4442	4403	2395	23510
BLAIR	1004	972	1238	1515	1761	1023	7513
BRADFORD	742	699	613	676	646	354	3730
BUCKS	1040	1092	1194	1156	867	1572	6921
BUTLER	1471	1534	1427	1585	1653	836	8506
CAMBRIA	1327	1324	1291	1499	1417	749	7607
CAMERON	44	49	48	47	64	30	282
CARBON	722	732	695	703	659	332	3843
CENTRE	1147	1115	1290	1701	1303	625	7181
CHESTER	4093	3876	3913	4677	4308	2084	22851
CLARION	335	296	272	343	322	162	1730
CLEARFIELD	857	803	735	828	857	451	4531
CLINTON	360	393	356	433	443	207	2192
COLUMBIA	685	624	608	711	612	340	3580
CRAWFORD	1050	938	863	951	997	475	5274
CUMBERLAND	2956	2898	3023	3430	3146	1602	17055
DAUPHIN	3981	3994	3910	4395	4276	2213	22769
DELAWARE	5443	4903	4873	5791	5310	2534	28854
ELK	295	217	261	283	307	158	1521
ERIE	3636	3247	3318	3677	3577	1714	19169
FAYETTE	1527	1410	1328	1492	1444	759	7960
FOREST	59	59	57	104	148	55	482
FRANKLIN	1996	1807	1679	1850	1711	885	9928
FULTON	115	137	99	140	150	112	753
GREENE	399	343	347	398	404	204	2095
HUNTINGDON	626	942	877	873	697	370	4385
INDIANA	700	646	629	806	683	334	3798
JEFFERSON	511	436	445	500	474	249	2615
JUNIATA	213	242	452	929	540	259	2635

COMMONWEALTH OF PENNSYLVANIA  
2008 - SUMMARY

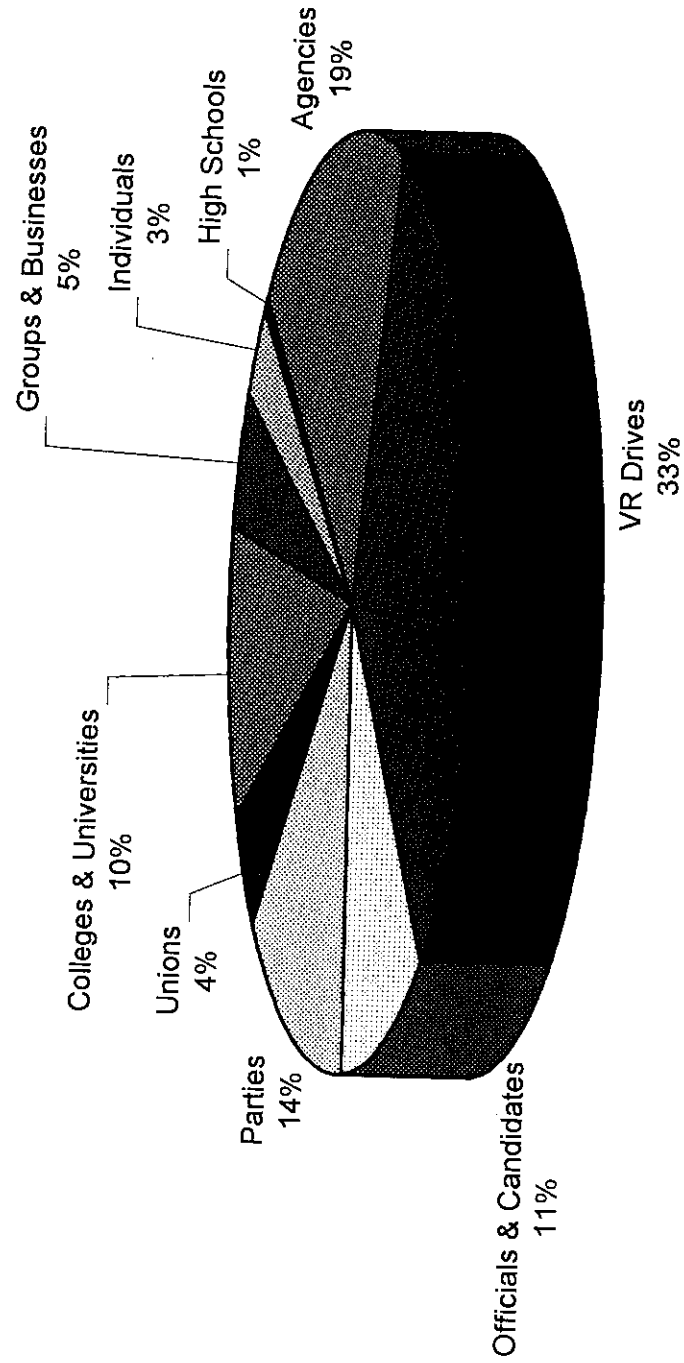
PennDOT CHANGES OF ADDRESS FORWARDED TO COUNTY VOTER REGISTRATION COMMISSIONS

COUNTY NAME	JAN - FEB	MAR - APRIL	MAY - JUNE	JULY - AUG	SEPT - OCT	NOV - DEC	TOTAL
LACKAWANNA	2609	2233	2284	2333	2203	1248	12890
LANCASTER	5171	4909	5023	5729	5658	2845	29335
LAWRENCE	880	808	757	842	823	409	4519
LEBANON	1307	1438	1614	1773	1608	911	8651
LEHIGH	3837	3575	3654	4026	3769	1851	20712
LUZERNE	3372	3471	3230	3636	3625	1964	19298
LYCOMING	1406	1195	1232	1296	1219	643	6991
MCKEAN	521	517	468	549	510	261	2826
MERCER	1037	1009	1066	1094	1174	527	5907
MIFFLIN	467	466	464	521	447	238	2603
MONROE	1734	1728	1639	1954	1747	893	9695
MONTGOMERY	6626	6426	6584	7596	6640	3451	37323
MONTOUR	171	153	170	194	165	90	943
NORTHAMPTON	2624	2620	2673	3124	2825	1324	15190
NORTHUMBERLAND	1509	1607	1367	1475	1665	738	8361
PERRY	605	639	548	635	601	287	3315
PHILADELPHIA	18193	17379	16416	18338	17165	8374	95865
PIKE	587	570	561	620	595	305	3238
POTTER	233	215	200	360	456	131	1595
SCHUYLKILL	1427	1434	1311	1523	1435	728	7858
SNYDER	517	464	468	470	465	242	2626
SOMERSET	852	777	753	795	756	434	4367
SULLIVAN	126	151	184	267	234	288	1250
SUSQUEHANNA	408	360	733	1032	960	530	4023
TIOGA	630	565	527	579	549	296	3146
UNION	369	350	298	361	339	204	1921
VENANGO	523	624	594	689	580	326	3336
WARREN	1599	1340	1484	1719	1143	472	7757
WASHINGTON	2263	2105	2124	2213	1987	1085	11777
WAYNE	748	738	655	736	573	315	3765
WESTMORELAND	4731	4490	4302	4822	4367	2154	24866
WYOMING	286	265	252	295	266	154	1518
YORK	4726	4735	4575	5055	4891	2585	26567
<b>PENNSYLVANIA</b>	<b>130972</b>	<b>125647</b>	<b>125346</b>	<b>141204</b>	<b>132391</b>	<b>68009</b>	<b>723569</b>

## **Appendix VII**



**COMMONWEALTH OF PENNSYLVANIA  
2008 VOTER REGISTRATION MAIL APPLICATIONS  
AS DISTRIBUTED BY THE DEPARTMENT OF STATE**



\*Does not include distribution by counties.

