

**THE ADMINISTRATION  
OF  
VOTER REGISTRATION  
IN  
PENNSYLVANIA**


**2007 REPORT TO THE GENERAL ASSEMBLY**

**PENNSYLVANIA DEPARTMENT OF STATE**

**JUNE 2008**

**Edward G. Rendell  
Governor**

**Pedro A. Cortés  
Secretary of the Commonwealth**





COMMONWEALTH OF PENNSYLVANIA  
DEPARTMENT OF STATE  
302 North Office Building  
Harrisburg, PA 17120

PEDRO A. CORTÉS  
Secretary of the Commonwealth

Telephone: (717) 787-8727  
Fax: (717) 787-1734  
Website: [www.dos.state.pa.us](http://www.dos.state.pa.us)

June 30, 2008

Dear Members of the General Assembly:

As Secretary of the Commonwealth, I am pleased to provide you this report on the administration of voter registration in Pennsylvania for calendar year 2007. I trust you will find its content useful.

In 2007, the Department of State's ongoing partnership with the Commonwealth's 67 county election boards, voter registration commissions, agency-based voter registration programs and other groups resulted in the addition of 537,567 voters to the voter registration rolls.

The Department continued to work with Commonwealth agencies designated with voter registration responsibilities under the National Voter Registration Act of 1993 to administer voter registration programs. This included training and supplies in support of the agencies' efforts.

In accordance with Act 3 of 2002, the Department implemented improvements to the Statewide Uniform Registry of Electors (SURE) system and related county and public portals. The SURE system has proven to be a powerful tool that has benefited the public as well as county and state election officials. SURE promises to continue to enhance the ability of Pennsylvanians to participate more fully in the electoral process in the 21<sup>st</sup> Century.

The Department remains committed to fulfilling its responsibilities under the Help America Vote Act of 2002. Staff will continue to promote voter registration awareness and outreach activities across the Commonwealth.

If you have questions about this report, please contact the Department's Office of Legislative Affairs at (717) 783-5279.

Sincerely,

Pedro A. Cortés



**Commonwealth of Pennsylvania**  
**Department of State**  
**The Administration of Voter Registration in Pennsylvania**  
**2007 Report to the General Assembly**

In 2007, the Department of State (Department) worked closely with the 67 county voter registration offices, Commonwealth agencies designated with voter registration responsibilities, the public, voter registration advocacy groups and the affected state and local agencies to administer voter registration in Pennsylvania. This report represents a summary of initiatives and statistics that support voter registration administration in Pennsylvania.

**Department of Transportation**

Since 1995, the Pennsylvania Department of Transportation (PennDOT) has played an integral role in the voter registration process. PennDOT provides Commonwealth citizens with an opportunity to apply to register to vote while receiving or renewing their driver's license at a PennDOT photo license center. In 2007, more than 249,000 individuals applied to register to vote using this resource.

**Application Process to Register to Vote at a Photo License Center**

- PennDOT customers visit a photo license center with a driver's license application card, provided by PennDOT, which contains a printed two-dimensional bar code. The bar code is scanned, and the computer system determines the customer's age. It then determines which customers will be at least eighteen years old by the date of the next election and asks if the customer wishes to apply to register to vote.
- The program is designed to ask customers if they are already registered to vote. If not, they are provided the opportunity to apply to register.
- Customers can view the qualifications a Pennsylvania citizen must meet to continue with the application.
- Customers who choose to apply for voter registration are asked to confirm their county of residence, indicate a party preference and type their telephone number and race, which are both optional.
- Customers are advised of the penalty for furnishing false information and are asked to sign a declaration that the information they have provided is true and correct to the best of their knowledge.
- Customers are provided with a receipt indicating pertinent information about their voter registration application, including the date on which they applied at the photo license center. The receipt instructs customers to contact their county voter registration office if they do not receive a voter identification card within two weeks.

The PennDOT computer system stores the completed voter registration applications and transmits the data to VIISAGE, the contracted vendor. The vendor electronically sorts

the applications by county and transmits them electronically to each county voter registration office. In 2007, the vendor forwarded 249,000 “motor voter” applications to county voter registration officials.

PennDOT provides address change information to the Department. The Department forwards the information to the appropriate county voter registration office. In 2007, the Department forwarded 776,331 changes of address to county officials.

### **Agency Registration**

In 2007, the Department continued to work with state-operated public assistance agencies and agencies that serve people with disabilities to provide registration opportunities to clients. The following agencies participated:

County Assistance Offices; Clerk of Orphans’ Court and Marriage License Bureaus; Armed Forces Recruitment Centers; Women, Infants, and Children Nutrition Clinics; District Offices of the Office of Vocational Rehabilitation; District Offices of the Bureau of Blindness and Visual Services; State Mental Health Hospitals and State Mental Retardation Centers; the Area Agencies on Aging; Contractors for the Bureau of Blindness and Visual Services; Centers for Independent Living; County Mental Health and Mental Retardation Offices; Student Disability Services Offices of the State System of Higher Education; the Offices of Special Education; and the American with Disabilities Act Complementary Para-transit Offices.

To assist these agencies, the Department continues to provide *A Guide to Agency-Based Voter Registration*. This publication details the responsibilities of a mandated voter registration agency. In addition to this guide, the Department provides each agency with Voter Registration Mail Applications, posters encouraging voter registration and brochures, *Your Vote is Your Voice*, which describes the voter registration process.

The Department of State also conducts training sessions and provides technical assistance to agencies when needed. These agencies provide approximately 1,500 additional sites where individuals are offered the opportunity to apply to register to vote.

### **The Help America Vote Act (HAVA): Act 150 of 2002 and Act 97 of 2004**

President George W. Bush signed the Help America Vote Act (HAVA) of 2002 into law on October 29, 2002. HAVA’s main objective is uniform and non-discriminatory election administration. The Act contains several provisions related to voter registration, poll worker training and accessibility requirements. Such requirements extend to language and physical accessibility.

Pennsylvania enacted Act 150 of 2002 to incorporate many HAVA requirements into the Pennsylvania Election Code. Act 97 of 2004 made additional amendments to procedures applicable to provisional ballots, as noted below.

### **Poll Worker/Election Official Training**

The Department developed an Election Officials Training Program DVD. The comprehensive training video was distributed to all counties to ensure a uniform training program in the Commonwealth of Pennsylvania. This DVD was designed to assist and teach poll workers proper procedures for Election Day. The training video depicts Election Day activities, which include: opening the polls, issuing a provisional ballot and issuing absentee ballots. This video also provides closed captioning, which can be activated from any DVD player.

### **Polling Place Accessibility**

After receiving completed surveys from the counties, the Department created and maintained a survey results database to allocate and distribute all the Title II, Section 261 funds. The surveys also assist the Department with monitoring the status of inaccessible polling places. The results from the most recent survey show a total of 9,197 polling places in the Commonwealth (7,232 accessible and 1,965 inaccessible). The increase of the inaccessible polling places is due to the federal government changing the accessible status of polling places that did not have a parking space for a handicapped van in Philadelphia County.

The Department applied for federal assistance (SF-424) and received \$458,011.00 for fiscal year 2008. The funds were disbursed in the following percentage (10% for polling place accessibility, 80% for compliant voting systems, 5% for training election staff, and 5% for voter information programs).

For fiscal years 2003 through 2008 the Commonwealth allocated a total of \$2,508,545.00 in Title II, Section 261 grants as follows:

- \$1,230,320.40 for making polling places, including the path of travel, entrances, exits, and voting areas of each polling facility, accessible to individuals with the full range of disabilities.
- \$449,956.50 for providing equal opportunity for access and participation (including privacy and independence) to individuals with the full range of disabilities as for other voters.
- \$185,138.55 for training election officials, poll workers, and election volunteers on how best to promote the access and participation of individuals with a full range of disabilities in elections for federal offices.

- \$185,128.55 for providing individuals with the full range of disabilities with information about polling place accessibility.

### **Alternative Language Assistance**

Pursuant to Section 301 of HAVA, in 2005, the Department continues to translate all relevant voter materials into Spanish. The Department created a Voting Guide for New Citizens, which was translated into Chinese, French, Korean, Khmer, Russian and Vietnamese. The translations are posted on our education website, VotesPA.com. The Department also printed Spanish guides, which is the language with the highest voter population in the Commonwealth.

### **The Statewide Uniform Registry of Electors (SURE); Act 3 of 2002**

The Statewide Uniform Registry of Electors (SURE) is a centralized voter registration and election management system designed to assure the accuracy and integrity of the Commonwealth's voter registration records maintained by the election authorities of Pennsylvania's 67 counties. The SURE system is a platform that supports the critical functions of the Commonwealth's elections—from determining voter eligibility to assigning precincts to producing poll books. A centralized, uniform registry that is accessible to all county offices greatly enhances the overall accuracy and integrity of the voter registration rolls, and the resulting quality of voter services.

Pennsylvania began development of its centralized voter registration system with the enactment of Act 2002-3 (Act 3). Act 3 set forth the requirements for the system, specifying that SURE must be a “single, uniform integrated computer system. All [voter registration] commissions shall be connected electronically to the SURE system and shall maintain their registration records in the system.” Act 3 also made a number of amendments to the voter registration act that make voter registration processes more amenable to electronic processing.

The Help America Vote Act (HAVA) contains numerous requirements for improving the conduct of elections across the United States. One of these requirements is the establishment of a statewide voter registration system in each state, which must be a “single, uniform, official, centralized, interactive computerized statewide voter registration list defined, maintained, and administered at the State level that contains the name and registration information of every legally registered voter in the State and assigns a unique identifier to each legally registered voter in the State...” (See § 303(a)(1)(A), 42 U.S.C. § 15483(a)(1)(A)). The SURE system was live in all Pennsylvania counties prior to the January 1, 2006 HAVA deadline.

All counties have used the SURE system for election and voter registration-related functions since the last county was brought onto SURE in late 2005. In 2006 the Department contracted with a vendor to conduct a Gap Analysis of the SURE project.



The purpose of this analysis was to provide a review of a number of options for the continued enhancement and support of the SURE application. The Gap Analysis report, completed in January 2007, was used as a basis to make decisions on the future of the SURE system.

Following the completion of the Gap Analysis, the Department, in consultation with the Office of Administration, pursued a contract with a vendor to rehost the SURE system program with the intent of working to improve and tailor the system for the future needs of the Commonwealth. A contract was signed with Diverse Technologies Corporation in June 2007 to complete the SURE Rehosting Project.

The primary objective of the Rehosting Project is to migrate the SURE system application from its outdated Microsoft Access platform to a more state-of-the-art technology based on the Microsoft .NET platform. This technological improvement to SURE will result in improved performance of the system and enhanced functionality for users. Deployment of the initial release of the Rehosted system is scheduled for early September 2008. After the Rehosting Project is complete in 2009, the Commonwealth will own and maintain the SURE system programming code and will be able to make enhancements to the system in the years ahead based on the needs of users and of the Commonwealth.

During 2007 the SURE Office fulfilled over 250 requests from the public for voter data in an electronic format, including Full Voter Exports, Street Lists, Public Information Lists, and Walking Lists.

### **SURE Portal**

As the SURE project developed and expanded over the past several years, it became apparent that there are many areas of voter registration and election management that could be addressed and improved outside of the official SURE system. The Department embarked on the SURE Portal project in 2005 in order to address some of these areas, while taking advantage of the great progress that has been made in the Commonwealth with the SURE system.

The overall goals of the SURE Portal are:

- To make use of SURE information to support an expanded array of services and functionality for county, agency, and public users.
- To move some critical county processes outside of the SURE environment, optimizing performance for the official registration system.
- To make SURE information more readily available for county, agency, and public use and reference.
- To provide streamlined, electronic processes to the public and to county offices to support the voter registration and elections process.
- To make voter registration information and processes available to the public via the Internet to the greatest extent possible under Pennsylvania law.

Three separate functional areas make up the SURE Portal: the Public Portal, the County Portal, and the Agency Portal.

The SURE Public Portal provides access to many aspects of the voter registration and elections process directly to the public via the Internet at [www.pavoterservices.state.pa.us](http://www.pavoterservices.state.pa.us). On the Public Portal website, voters may:

- Search for and view their own registration and polling place information, including directions to their polling place.
- Print a voter registration application form.
- Complete an absentee ballot request form.
- Access valuable information regarding the elections process in their own counties, including information on voting systems and county-specific office information, polling place information, news, FAQs, events, and links.
- Search for the status of their provisional ballots.
- Participate in a threaded online discussion.
- Search for a Voter Hall of Fame inductee.

The SURE County Portal was developed with the intent of expanding the range of voter registration and election management functions that can be performed by county users outside of the SURE system proper. Users of the County Portal do not necessarily have to be users of the SURE system. This makes it possible to allow temporary workers, for example, to perform many election-related duties without accessing the SURE system. The County Portal provides the following functions to county users:

- Voter search capability.
- Scanning and data entry of voter registration applications (entered into the Portal and imported into SURE via the Dynamic Import Process).
- Posting of county-specific office information, polling place information, news, FAQs, events, and links to the Public Portal website.
- Entry, processing, and certification of provisional ballots.
- Voter registration statistics certification.
- Report generation and printing.
- Verification of voting system software.
- Upload of election returns to the Department.

In addition, the Public Kiosk has been deployed as a part of the County Portal. This feature was developed so that county election offices may, if they choose, provide a public computer terminal to customers so that they can access many features of the Portal in the county office. Public users of the Kiosk have the ability to perform the following functions:

- Search for and view voter registration information for any voter in the county (after completing an affirmation and showing identification to an election official).
- Change their voter registration information or complete a new application electronically (application is submitted directly to SURE).
- Access valuable information regarding the elections process in their own counties, including information on voting systems and county-specific news, FAQs, and links.
- Search for the status of their provisional ballots.

The SURE Agency Portal provides useful elections functionality to the Department of State. The functionality provided to Department of State users includes the ability to:

- Research registered voters through the lookup capability as requests are received.
- Accept voter registration statistics from county voter registration offices electronically via the Portal.
- Post statewide news, links, FAQs, and voting system information to the Public Portal website.

The Agency Portal also provides the ability for the Department of State to deploy Public Kiosks for customer use.

During 2007 the SURE Portal Team developed and improved many features of the application for use by the public as well as for county and agency users. Each software release that was deployed was accompanied by the publication of a user guide. The following software releases were deployed during 2007:

- March: Deployed version 4.0, which allowed users to print an absentee ballot request online to mail to their county offices, improved the polling place search functionality, and added the ability for voters to view their own voter history on the Public Portal. In this release, the Voter Hall of Fame database was made accessible via the Public Portal and users were given access to a threaded discussion and an election events calendar. Improvements to the County Portal in the Portal version 4.0 included improved voter and provisional ballot search capabilities, the addition of more reports, and the ability for county and agency users to maintain the online election events calendar.
- September: Deployed version 4.5, which improved the ability for counties to edit information that they post online to the Public Portal and added information on changes made to voter records returned by the voter search in the County Portal. Improvements were also made to provisional ballot processing and application data entry in the County Portal.

In addition to the online public component, the following users have been granted access and are utilizing their respective areas of the Portal:

- Agency Users: DOS Bureau of Commissions, Elections and Legislation and the Pennsylvania State Police.
- County Users:
  - Portal deployed and users trained: Adams, Allegheny, Berks, Bradford, Butler, Centre, Clarion, Clearfield, Columbia, Cumberland, Dauphin, Franklin, Greene, Jefferson, Lackawanna, Lancaster, Lebanon, Lehigh, Luzerne, Lycoming, Monroe, Montgomery, Montour, Northampton, Northumberland, Perry, Pike, Snyder, Tioga, Wayne, Westmoreland, Wyoming, and York.
  - Portal deployed, but users not yet trained: Beaver, Bucks, Clinton, Elk, Forest, Indiana, McKean, Mercer, Somerset, Venango, Warren, and Washington.
  - Scheduled for Portal deployment: Armstrong, Carbon, Cameron, Chester, and Huntingdon.

Overall, the SURE and the SURE Portal are works in progress. Many improvements are planned to enhance the ability of citizens, as well as county and state officials, to participate more fully in the elections process. SURE is one of the tools that promises to enhance the democratic process for the citizens of the Commonwealth in the 21<sup>st</sup> century.

### **Voter Outreach Efforts**

#### **Pennsylvania Voter Hall of Fame**

The Department administers the Pennsylvania Voter Hall of Fame program. The program was established to generate awareness and encourage Pennsylvanians to exercise their right to vote. This program publicly honors Pennsylvanians who have voted in at least 50 consecutive November elections. Voter Hall of Fame inductees serve as ambassadors for voter participation, encouraging others to emulate the inductees on its website as well as a permanent display on the third floor of the North Office Building.

In 2007, the Department inducted 969 citizens from 14 counties into the Voter Hall of Fame. There was a ceremony held in the Fall of 2007 in Berks County where 768 members were inducted, respectively. The 969 new members bring total membership to 13,760. Members of the Pennsylvania Voter Hall of Fame represent 64 different counties across the Commonwealth.

#### **Community Outreach Efforts**

In 2007, the Division of Voter Registration reached out to various high schools, community groups and organizations in an effort to increase voter registration totals and voter education across the state. This includes speaking at high schools, voter

registration drive press conferences and attending local meetings to portray the importance of promoting voter registration.

The Department of State takes voter education very seriously. Moreover, continuous efforts to increase voter registration awareness will be a priority for years to come.

## Appendices

Appendix I through Appendix VII contain statistics for the period covered by this report.

- Appendix I contains voter registration figures by county and political party as of December 31, 2007.
- Appendix II contains a comparison of voter registration totals from 2004-2006 as of the close of registration prior to each November Election. DEM: Democratic Party; REP: Republican Party; INC: Increase in party registration; DEC: Decrease in party registration.
- Appendix III contains data for the various voter registration methods. Total applications include new registrations, changes of address and changes of name or party regardless of whether the application was valid, rejected or a duplicate. Valid applications include only new registration applications that were accepted by the county voter registration commissions. This appendix includes column charts. One depicts various methods of application from 2004-2006, and the other compares the number of total and valid applications.

### **Explanation of Abbreviations**

Agency A	WIC	Women, Infants and Children Nutrition Clinics
Agency B	Disability Agencies	Blindness and Visual Services (BVS) district offices BVS Contractors Centers for Independent Living State Mental Retardation Centers State Mental Health Hospitals Office of Vocational Rehabilitation district offices
Agency C	CAO	County Assistance Offices
Agency D	COOC	Clerks of Orphan's Courts
Agency 1	AAA	Area Agencies on Aging
Agency 2	County MH/MR Offices	County Mental Health and Mental Retardation Offices
Agency 3	SSHE	Student Disability Services Offices at Universities within the State System of Higher Education
Agency 4	Special Ed Program	Bureau of Special Education
Agency A-1	Para-Transits	Para-transit providers
Rcrtmnt Centers		Armed Service Recruitment Centers
PENNDOT COA Transfers		Transferred from other counties due to PENNDOT changes of address.

For the agencies that are indicated in Appendix III on both charts on pages 16 through 21, please note that the agencies are complying with both federal and state laws to provide voter registration opportunities to their clients.

As the Department collected this data, it realized that the totals being represented did not accurately reflect the registration opportunities provided in 2007. Beginning in January 2008, in an effort to increase the reporting of statewide voter registration agency totals, the Department has initiated the following actions:

- Provided training for agency coordinators;
- Met with site coordinators from agencies for trainings;
- Supplied agencies with voter registration applications, informational pamphlets and posters;
- Contacted other agency officials to designate additional employees to monitor and coordinate the reporting of agency voter registration totals;
- Redesigned the voter registration mail application form to enhance reporting by both agency and county voter registration offices; and
- Communicated with county voter registration officials about entering agency codes as they register new voters, and those who are updating their voting information.

With the ongoing efforts of the Department, other agencies and county voter registration offices, we anticipate that voter registration totals for 2008 will more accurately reflect the ongoing voter registration opportunities that are given to Pennsylvania citizens.

- Appendix IV contains data relative to list maintenance activities in the counties for the period covered by this report. In addition to confirmation mailings and the National Change of Address Program, list maintenance activities include the number of changes of address received from PENNDOT and processed, the number of address verification notices mailed in accordance with Section 1901 (d)(2) of the PVRA, the number of five-year notices mailed and the number of responses to these notices, the number of registration files marked inactive at the end of 2004, and the number of active and inactive voter registrations which were cancelled. (The “motor voter” litigation settlement agreement permits the counties to send out five-year notices in accordance with Section 1901 (b)(3) of the PVRA.) In some instances the five-year notices were mailed in the prior calendar year and the responses to the notice received in 2006.
- Appendix V contains data for “motor voter” applications by political party. This information is provided directly from DataCard/VIISAGE Corporation, the contracted vendor who processes the applications for the Department of State and PENNDOT. These statistics relate to the number of individuals who applied to register to vote at a photo license center. Because it is a centralized computer process, users can easily access statistics. The total number of applications provided by DataCard/VIISAGE may differ from the counties’ total applications received from PENNDOT for a variety of reasons, including not having been received by the counties until the next reporting period.

- Appendix VI contains the number of changes of address received by PENNDOT that were forwarded to the county voter registration commissions. These numbers differ from the numbers the counties report (Appendix IV) because they include all changes reported to PENNDOT regardless of whether or not the individual was registered.
- Appendix VII depicts a pie chart listing the distribution of the voter registration mail applications. This chart does not reflect distributions to the 67 county voter registration offices.



# **Appendix I**



COMMONWEALTH OF PENNSYLVANIA  
POLITICAL PARTY REGISTRATION - DECEMBER 31, 2007

COUNTY NAME	DEMOCRATIC	REPUBLICAN	OTHER	TOTAL
ADAMS	18044	32022	7916	57982
ALLEGHENY	542576	252796	100289	895661
ARMSTRONG	19696	20499	4089	44284
BEAVER	66600	35444	10493	112537
BEDFORD	11142	19619	2608	33369
BERKS	106678	97343	35313	239334
BLAIR	26413	46005	8477	80895
BRADFORD	11308	23667	4172	39147
BUCKS	166325	187049	64437	417811
BUTLER	42476	58376	13052	113904
CAMBRIA	54181	27930	6682	88793
CAMERON	1553	1846	302	3701
CARBON	18299	14602	4495	37396
CENTRE	31685	36592	14360	82637
CHESTER	93615	151524	50370	295509
CLARION	9266	11959	2060	23285
CLEARFIELD	22458	22930	4770	50158
CLINTON	9157	9261	2030	20448
COLUMBIA	18321	18912	6518	43751
CRAWFORD	24120	30099	5954	60173
CUMBERLAND	48992	75862	18569	143423
DAUPHIN	71010	83731	24060	178801
DELAWARE	133701	196785	42307	372793
ELK	10771	7355	1953	20079
ERIE	89876	63460	18636	171972
FAYETTE	61030	21485	6297	88812
FOREST	1384	1634	144	3162
FRANKLIN	24682	49078	10484	84244
FULTON	3380	5403	741	9524
GREENE	16855	6671	1710	25236
HUNTINGDON	9715	16737	2827	29279
INDIANA	23160	23239	6130	52529
JEFFERSON	11296	15248	2551	29095
JUNIATA	4760	7990	1177	13927
LACKAWANNA	94508	43862	10758	149128
LANCASTER	82024	176615	45680	304319
LAWRENCE	33286	22290	5120	60696
LEBANON	22211	44182	10178	76571
LEHIGH	93763	79348	33843	206954
LUZERNE	99532	60728	13966	174226
LYCOMING	24427	36848	7826	69101
MCKEAN	8226	15305	2806	26337
MERCER	37863	31886	8498	78247
MIFFLIN	8485	13982	2297	24764
MONROE	44704	38782	19867	103353
MONTGOMERY	218324	247407	82098	547829
MONTOUR	4516	5898	1603	12017
NORTHAMPTON	89015	69827	32354	191196
NORTHUMBERLAND	22717	24751	4890	52358
PERRY	6918	16875	3102	26895
PHILADELPHIA	750454	150214	91384	992052
PIKE	14783	19677	8218	42678
POTTER	3456	6835	883	11174
SCHUYLKILL	36934	45788	8796	91518
SNYDER	5149	13654	2215	21018
SOMERSET	22428	26075	3996	52499
SULLIVAN	1687	2435	360	4482
SUSQUEHANNA	9147	15537	3062	27746
TIOGA	7448	16099	2633	26180
UNION	6559	12879	3268	22706
VENANGO	13148	18447	3762	35357
WARREN	10348	13925	3278	27551
WASHINGTON	84491	47360	13116	144967
WAYNE	9058	17142	4178	30378
WESTMORELAND	129615	85392	23305	238312
WYOMING	6490	11065	2095	19650
YORK	95692	142736	42168	280596
PENNSYLVANIA	3901931	3246999	987576	8136506



## **Appendix II**



COMMONWEALTH OF PENNSYLVANIA  
 COMPARISON OF VOTER REGISTRATION TOTALS  
 NOVEMBER 2005 - NOVEMBER 2007

COUNTY NAME	DEMOCRATIC										REPUBLICAN									
	DEM05	DEM06	INC/DEC	DEM06	DEM07	INC/DEC	2YR INC	REP/05	REP/06	INC/DEC	REP/06	REP/07	INC/DEC	2YR INC						
ADAMS	17271	17691	2.4318	17691	18044	1.99536	4.4757	31383	31781	1.2682	31781	32022	0.758315	2.036134						
ALLEGHENY	533271	541694	1.5295	541694	542576	0.16282	1.7449	252765	253532	0.3034	253532	252796	-0.2903	0.012264						
ARMSTRONG	20375	19715	-3.239	19715	19719	0.02029	-3.22	20994	20517	-2.2721	20517	20555	0.185212	-2.09107						
BEAVER	66860	67386	0.7667	67386	66600	-1.16641	-0.389	35135	35732	1.6992	35732	35444	-0.806	0.8794665						
BEDFORD	10973	11069	0.8749	11069	11142	0.6595	1.5401	19342	19557	1.1116	19557	19619	0.317022	1.432117						
BERKS	105290	104104	-1.126	104104	106678	2.47253	1.3183	99955	97122	-2.8343	97122	97343	0.227549	-2.61318						
BLAIR	26094	26160	0.2529	26160	26413	0.96713	1.2225	45997	46215	0.4739	46215	46005	-0.4544	0.017392						
BRADFORD	10824	11075	2.3189	11075	11308	2.10384	4.4715	23292	23376	0.3606	23376	23667	1.244867	1.609995						
BUCKS	158850	162665	2.4016	162665	166325	2.25002	4.7057	188445	189144	0.3709	189144	187049	-1.10762	-0.7408						
BUTLER	41573	42278	1.6958	42278	42476	0.46833	2.1721	57315	58371	1.8424	58371	58376	0.008566	1.851173						
CAMBRIA	54884	55024	0.2551	55024	54181	-1.53206	-1.281	28216	28423	0.7336	28423	27930	-1.73451	-1.01361						
CAMERON	1569	1562	-0.446	1562	1553	-0.57618	-1.02	1897	1855	-2.214	1855	1846	-0.48518	-2.68846						
CARBON	17646	17872	1.2807	17872	18299	2.38921	3.7006	14466	14405	-0.4217	14405	14602	1.367581	0.940135						
CENTRE	32280	32593	0.9596	32593	31685	-2.78587	-1.843	38044	37993	-0.1341	37993	36592	-3.68752	-3.81663						
CHESTER	88926	93425	5.0593	93425	93615	0.20337	5.2729	153568	156262	1.7543	156262	151524	-3.03209	-1.33101						
CLARION	9922	9889	-5.372	9889	9266	-1.31004	-6.612	12657	12039	-4.8827	12039	11959	-0.66451	-5.51473						
CLEARFIELD	22340	22468	0.573	22468	22458	-0.04451	0.5282	22987	23099	0.4872	23099	22930	-0.73163	-0.24797						
CLINTON	9140	9169	0.3173	9169	9157	-0.13088	0.186	9381	9385	0.0426	9385	9261	-1.32126	-1.27918						
COLUMBIA	18355	18411	0.3051	18411	18321	-0.48864	-0.185	18853	18931	0.4137	18931	18912	-0.10036	0.312948						
CRAWFORD	23395	23653	1.1028	23653	24120	1.97438	3.099	30093	30052	-0.1362	30052	30099	0.156396	0.019938						
CUMBERLAND	39928	42100	5.4398	40852	48992	19.9256	22.701	76443	77254	1.0609	77662	75862	-2.31774	-0.76004						
DAUPHIN	68390	69981	2.3264	69981	71010	1.4704	3.831	84192	84584	0.4656	84584	83731	-1.00846	-0.54756						
DELAWARE	127806	134075	4.9051	134075	133701	-0.27895	4.6125	205044	205125	0.0395	205125	196785	-4.06581	-4.02792						
ELK	11081	10582	-4.503	10582	10771	1.78605	-2.798	7958	7378	-7.2883	7378	7355	-0.31174	-7.57728						
ERIE	93888	94458	0.6071	94458	98876	4.85083	4.273	66982	67324	0.5106	67324	63460	-5.73941	-5.25813						
FAYETTE	61189	61285	0.1569	61285	61030	-0.41609	-0.26	21683	21763	0.369	21763	21485	-1.2774	-0.91316						
FOREST	1315	1345	2.2814	1345	1384	2.89963	5.2471	1672	1638	-2.0335	1638	1634	-0.2442	-2.27273						
FRANKLIN	23701	24161	1.9408	24161	24682	2.15637	4.1391	47959	48695	1.5346	48695	49078	0.786528	2.333243						
FULTON	3300	3351	1.5455	3351	3380	0.86541	2.4242	5228	5346	2.2571	5346	5403	1.066218	3.34736						
GREENE	16929	16996	0.3958	16996	16855	-0.82961	-0.437	6576	6686	1.6727	6686	6671	-0.22435	1.444647						
HUNTINGDON	9628	9693	0.6751	9693	9715	0.22697	0.9036	16644	16781	0.8231	16781	16737	-0.2622	0.55876						
INDIANA	23714	23545	-0.713	23545	23160	-1.63517	-2.336	23654	23491	-0.6891	23491	23239	-1.07275	-1.75446						
JEFFERSON	10845	11073	2.1024	11073	11296	2.01391	4.1586	14658	14933	1.8761	14933	15248	2.109422	4.025106						
JUNIATA	4699	4706	0.149	4706	4760	1.14747	1.2981	7875	7932	0.7238	7932	7990	0.731215	1.460317						

COMMONWEALTH OF PENNSYLVANIA  
COMPARISON OF VOTER REGISTRATION TOTALS  
NOVEMBER 2005 - NOVEMBER 2007

COUNTY NAME	DEMOCRATIC										REPUBLICAN									
	DEM/05	DEM/06	INC/DEC	DEM/06	DEM/07	INC/DEC	2YR INC	REP/05	REP/06	INC/DEC	REP/06	REP/07	INC/DEC	2YR INC						
LACKAWANNA	94294	94298	0.0042	94298	94508	0.2227	0.2269	44140	43944	-0.444	43944	43862	-0.1866	-0.62981						
LANCASTER	76280	79210	3.8411	79210	82024	3.5528	7.5302	174477	176170	0.9703	176615	176615	0.252597	1.225376						
LAWRENCE	32972	33103	0.3973	33103	33286	0.55282	0.9523	22151	22264	0.5101	22264	22290	0.11678	0.627511						
LEBANON	21129	21610	2.2765	21610	22211	2.78112	5.1209	43150	43852	1.6269	43852	44182	0.752531	2.391657						
LEHIGH	89901	90963	1.1813	90963	93763	3.07817	4.2958	80082	79191	-1.1126	79191	79348	0.198255	-0.91656						
LUZERNE	119415	96508	-19.18	96508	99532	3.13342	-16.65	74881	59769	-20.181	59769	60728	1.604511	-18.9007						
LYCOMING	24316	24408	0.3784	24408	24427	0.07784	0.4565	36811	36863	0.1413	36863	36848	-0.04069	0.100513						
MCKEAN	8377	8373	-0.048	8373	8226	-1.75564	-1.803	15854	15668	-1.1732	15668	15305	-2.31682	-3.46285						
MERCER	37079	37564	1.308	37564	37863	0.79597	2.1144	31854	31978	0.3893	31978	31886	-0.2877	0.100458						
MIFFLIN	9153	8477	-7.386	8477	8485	0.09437	-7.298	15019	14049	-6.4585	14049	13982	-0.4769	-6.90459						
MONROE	40457	42689	5.517	42689	44704	4.72019	10.498	37808	38461	1.7271	38461	38782	0.834612	2.576174						
MONTGOMERY	207997	212608	2.2169	212608	218324	2.68852	4.965	253743	250941	-1.1043	250941	247407	-1.4083	-2.49701						
MONTGOMERY	4349	4409	1.3796	4409	4516	2.42685	3.84	5804	5845	0.7064	5845	5898	0.906758	1.619573						
NORTHAMPTON	85576	87301	2.0158	87301	89015	1.96332	4.0187	68610	69404	1.1573	69404	69827	0.609475	1.773794						
NORTHUMBERLAND	22880	22804	-0.332	22804	22717	-0.38151	-0.712	25033	25070	0.1478	25070	24751	-1.27244	-1.12651						
PERRY	6598	6775	2.6826	6775	6918	2.1107	4.85	16565	16756	1.153	16756	16875	0.710193	1.871416						
PHILADELPHIA	737203	760700	3.1873	760700	750454	-1.34692	1.7975	160834	160005	-0.5154	160005	150214	-6.11918	-6.60308						
PIKE	13347	14047	5.2446	14047	14783	5.23955	10.759	18949	19380	2.2745	19380	19677	1.532508	3.841891						
POTTER	3475	3423	-1.496	3423	3456	0.96407	-0.547	6990	6847	-2.0458	6847	6835	-0.17526	-2.21745						
SCHUYLKILL	36566	36777	0.577	36777	36934	0.4269	1.0064	47196	46651	-1.1548	46651	45788	-1.84991	-2.9833						
SNYDER	4986	5041	1.1031	5041	5149	2.14243	3.2692	13485	13521	0.267	13521	13654	0.983655	1.253244						
SOMERSET	22440	22383	-0.254	22383	22428	0.20105	-0.053	26062	26000	-0.2379	26000	26075	0.288462	0.049881						
SULLIVAN	1650	1663	0.7879	1663	1687	1.44317	2.2424	2494	2477	-0.6816	2477	2435	-1.6956	-2.36568						
SUSQUEHANNA	8749	9007	2.9489	9007	9147	1.55435	4.5491	15513	15517	0.0258	15517	15537	0.128891	0.154709						
TIOGA	7168	7259	1.2695	7259	7448	2.60366	3.9063	16147	16157	0.0619	16157	16099	-0.35898	-0.29727						
UNION	6260	6418	2.524	6418	6559	2.19695	4.7764	12763	12857	0.7365	12857	12879	0.171113	0.908877						
VENANGO	13025	13140	0.8829	13140	13148	0.06088	0.9443	18627	18734	0.5744	18734	18447	-1.53197	-0.96634						
WARREN	10026	10140	1.137	10140	10348	2.05128	3.2116	13909	13881	-0.2013	13881	13925	0.31698	0.115033						
WASHINGTON	90003	85008	-5.55	85008	84491	-0.60818	-6.124	49234	47154	-4.2247	47154	47360	0.436866	-3.80631						
WAYNE	8665	8906	2.7813	8906	9058	1.70671	4.5355	17169	17344	1.0193	17344	17142	-1.16467	-0.15726						
WESTMORELAND	132333	129809	-1.907	129809	129615	-0.14945	-2.054	85225	84915	-0.3637	84915	85392	0.561738	0.195952						
WYOMING	6296	6331	0.5559	6331	6490	2.51145	3.0813	11257	11132	-1.1104	11132	11065	-0.60187	-1.70561						
YORK	91259	93659	2.6299	93659	95692	2.17064	4.8576	139253	141602	1.6869	141602	142736	0.800836	2.501203						
PENNSYLVANIA	3840475	3879565	0.0102	3878317	3901954	0.00609	1.6008	3292442	3281120	-0.0035	3281528	3247055	-0.01062	-1.37852						



## **Appendix III**



**COMMONWEALTH OF PENNSYLVANIA**  
**TOTAL VOTER REGISTRATION APPLICATIONS 2007**  
 (For more information on agency voter registration applications, see the first paragraph of page 11)

COUNTY NAME	IN PERSON	PENN DOT	MAIL	VR DRIVES	AGENCY A	AGENCY B	AGENCY C	AGENCY D	AGENCY 1	AGENCY 2	AGENCY 3	AGENCY 4	AGENCY A-1	AGENCY TOTAL	RCR/TMNT CENTERS	PENNDOT COA TRANSFERS	OTHER TRANSFERS	TOTAL
ADAMS	74	2588	870	121	2	1	5	19	0	0	0	0	0	27	0	1059	3	4769
ALLEGHENY	632	17448	7882	3874	6	2	44	0	0	0	0	0	3	55	0	6334	343	36623
ARMSTRONG	244	1321	407	0	0	0	0	0	0	0	0	0	0	0	0	657	110	2739
BEAVER	449	3658	2363	25	79	6	1	0	0	0	0	0	0	86	0	1421	331	8419
BEDFORD	1482	881	45	5	0	0	0	0	0	0	0	0	0	0	0	328	53	2804
BERKS	401	8633	4841	798	0	0	19	15	4	0	0	1	0	39	9	3610	1012	19382
BLAIR	213	2331	867	0	56	6	22	0	0	0	0	0	0	84	1	631	228	4439
BRADFORD	383	1226	712	149	12	0	7	0	0	1	0	0	0	20	0	315	7	2832
BUCKS	1042	17488	8462	1533	1	0	0	393	0	0	0	0	2	396	9	6785	1735	37855
BUTLER	273	3889	1970	0	6	0	10	3	0	0	0	0	0	19	0	2338	156	8664
CAMBRIA	329	2425	1296	1	41	1	30	0	0	0	0	0	4	76	4	1000	319	5526
CAMERON	47	40	17	4	7	0	2	0	0	1	0	0	0	10	0	31	7	166
CARBON	60	1420	763	0	10	3	9	5	0	0	0	1	0	28	0	885	71	3255
CENTRE	138	2817	1644	587	35	2	15	0	2	0	0	0	0	54	0	1269	342	6905
CHESTER	294	12066	8584	174	0	0	0	1	1	0	0	0	0	2	0	7797	287	29206
CLARION	448	548	376	0	0	0	1	2	0	0	0	0	0	3	0	172	195	1745
CLEARFIELD	151	1365	1051	0	36	0	47	0	0	0	0	0	0	83	0	586	1034	4353
CLINTON	215	701	364	0	1	0	2	0	0	0	0	0	0	3	0	352	8	1646
COLUMBIA	59	1332	1043	0	0	0	5	0	0	1	1	0	0	7	0	573	123	3144
CRAWFORD	599	1681	1323	0	0	0	1	0	0	0	0	0	0	1	0	847	25	4477
CUMBERLAND	172	6241	2345	108	9	0	3	1	0	0	0	0	0	13	0	25844	6	34743
DAUPHIN	322	6879	3598	160	0	3	54	76	4	0	1	0	0	138	0	4104	155	15494
DELAWARE	1012	11507	9144	466	17	28	0	0	0	0	0	0	0	45	0	6300	1153	29672
EKL	175	489	338	196	14	0	1	0	0	0	0	0	0	15	0	152	19	1399
ERIE	838	6594	3387	202	242	0	21	0	51	0	0	0	0	314	0	1157	73	12879
FAYETTE	461	2690	1796	74	1	0	1	0	0	0	0	0	0	2	0	830	107	5962
FOREST	58	94	78	0	0	0	0	0	0	0	0	0	0	0	0	80	1	311
FRANKLIN	384	3578	886	92	22	11	4	0	2	1	0	0	0	40	0	887	189	6096
FULTON	0	250	266	0	0	0	0	0	0	0	0	0	0	0	0	96	101	713
GREENE	264	739	362	0	0	0	1	0	0	0	0	0	0	1	0	296	41	1704
HUNTINGDON	312	567	312	111	0	0	0	0	0	2	0	0	0	2	0	390	237	1933
INDIANA	191	1354	472	48	34	1	29	1	0	0	0	0	0	65	0	682	9	2886
JEFFERSON	201	708	321	0	6	0	51	1	1	0	0	0	0	59	0	429	17	1794
JUNIATA	107	291	97	84	1	0	1	0	1	0	0	0	0	3	0	228	123	936

**COMMONWEALTH OF PENNSYLVANIA**  
**TOTAL VOTER REGISTRATION APPLICATIONS 2007**

(For more information on agency voter registration applications, see the first paragraph of page 11)

COUNTY NAME	IN PERSON	PENN DOT	MAIL	VR DRIVES	AGENCY A	AGENCY B	AGENCY C	AGENCY D	AGENCY 1	AGENCY 2	AGENCY 3	AGENCY 4	AGENCY A-1	AGENCY TOTAL	RCRTMNT CENTERS	PENNDOT COA TRANSFERS	OTHER TRANSFERS	TOTAL
LACKAWANNA	1250	3971	3283	12	2	12	3	3	0	0	0	1	0	20	0	1299	355	10210
LANCASTER	604	12239	4419	1051	17	4	1	0	0	0	0	0	0	22	0	3892	3031	25280
LAWRENCE	41	1779	1335	0	0	0	0	0	0	0	0	0	0	0	0	538	4	3697
LEBANON	321	2927	1134	205	1	0	5	0	2	0	0	0	0	8	0	1713	148	6484
LEHIGH	240	9292	4724	592	1	12	7	1	0	31	0	0	0	52	2	3948	603	19505
LUZERNE	291	6360	3782	0	3	2	7	0	0	0	0	0	0	12	0	1888	162	12507
LYCOMING	413	2349	1035	0	48	3	13	0	0	0	0	0	0	64	0	821	76	4822
MCKEAN	240	823	449	0	5	1	0	1	2	0	0	0	0	9	0	184	190	1904
MERCER	205	2305	1407	270	5	0	29	0	8	0	0	0	0	42	1	737	378	5387
MIFFLIN	292	670	376	0	0	0	0	0	0	0	0	0	0	0	0	307	61	1706
MONROE	322	5874	2608	428	0	0	30	0	0	0	0	0	0	30	0	1006	190	10488
MONTGOMERY	886	19223	12347	361	0	15	0	0	0	0	0	0	0	15	0	11311	774	44932
MONTOUR	84	456	414	0	0	0	0	0	0	0	1	0	0	1	0	314	127	1397
NORTHAMPTON	407	7953	3614	630	0	1	19	0	0	0	0	0	0	20	0	3104	254	16002
NORTHUMBERLAND	172	1635	668	0	5	0	0	0	1	0	0	0	0	6	0	937	507	3931
PERRY	185	862	366	143	1	0	1	0	0	0	0	0	0	2	0	715	30	2306
PHILADELPHIA	1002	29721	21155	20123	56	175	425	1	1	0	0	0	0	658	0	9808	91	83216
PIKE	36	2478	1366	66	0	0	0	0	0	0	0	0	0	0	0	303	172	4421
POTTER	128	408	148	0	0	0	0	0	0	0	0	0	0	0	0	175	80	939
SCHUYLKILL	177	2279	1517	509	0	3	13	0	46	0	0	0	0	62	0	1329	16	5951
SNYDER	75	518	363	0	0	0	2	0	0	1	0	0	0	3	0	475	99	1536
SOMERSET	60	1138	1539	42	13	1	32	0	0	0	0	0	0	46	0	557	3	3431
SULLIVAN	48	122	85	0	0	0	0	0	1	0	0	0	0	1	0	96	11	364
SUSQUEHANNA	193	582	490	0	0	0	0	0	0	0	0	0	0	0	0	321	38	1624
TIOGA	63	779	539	0	0	0	7	0	0	0	0	0	0	7	0	276	28	1699
UNION	224	684	341	0	0	0	20	0	0	0	0	0	0	20	0	425	61	1775
VENANGO	318	1229	535	60	0	0	7	0	1	0	0	0	0	8	0	555	41	2754
WARREN	182	865	372	0	0	0	19	0	0	0	0	0	0	19	1	240	162	1860
WASHINGTON	194	5292	1979	139	0	0	0	0	0	0	4	0	0	4	0	2560	245	10417
WAYNE	214	1385	535	78	11	0	14	0	0	0	0	0	0	25	0	515	83	2860
WESTMORELAND	195	7659	4166	483	86	21	2	0	0	0	0	0	0	109	0	3708	271	18700
WYOMING	139	377	400	0	0	0	0	0	0	0	0	0	0	0	0	377	17	1310
YORK	605	12148	4061	696	26	11	6	2	1	0	0	15	0	61	0	3237	700	21569
PENNSYLVANIA	21846	272231	149834	34700	913	305	1072	525	129	38	7	18	9	3016	27	136136	17628	638434

**COMMONWEALTH OF PENNSYLVANIA**  
**VALID VOTER REGISTRATION APPLICATIONS 2007**  
 (For more information on agency voter registration applications, see the first paragraph of page 11)


COUNTY NAME	IN PERSON	PENN DOT	MAIL	VR DRIVES	AGENCY A	AGENCY B	AGENCY C	AGENCY D	AGENCY 1	AGENCY 2	AGENCY 3	AGENCY 4	AGENCY A-1	AGENCY TOTAL	RCR/TMNT CENTERS	PENNDOT COA TRANSFERS	OTHER TRANSFERS	TOTAL
ADAMS	69	2090	803	119	2	1	5	17	0	0	0	0	0	25	0	999	2	4132
ALLEGHENY	525	13562	6172	1817	5	1	30	0	0	0	0	0	0	36	0	5827	149	28124
ARMSTRONG	229	1025	366	0	0	0	0	0	0	0	0	0	0	0	0	613	91	2324
BEAVER	427	2866	2184	23	76	4	1	0	0	0	0	0	0	81	0	1348	327	7337
BEDFORD	1035	576	37	5	0	0	0	0	0	0	0	0	0	0	0	309	48	2010
BERKS	385	6749	4483	663	0	0	19	14	4	0	0	1	0	38	8	3428	962	16754
BLAIR	211	1944	809	0	51	5	20	0	0	0	0	0	0	76	1	612	224	3953
BRADFORD	370	976	684	134	12	0	7	0	0	1	0	0	0	20	0	290	7	2501
BUCKS	970	13801	7689	1416	1	0	0	330	0	0	0	0	0	331	8	6462	1434	32442
BUTLER	269	3628	1945	0	6	0	10	3	0	0	0	0	0	19	0	2311	155	8346
CAMBRIA	305	1789	1086	1	32	0	23	0	0	0	0	0	3	58	4	934	304	4539
CAMERON	47	37	16	4	7	0	2	0	0	1	0	0	0	10	0	31	7	162
CARBON	60	1271	733	0	9	3	8	5	0	0	0	1	0	26	0	857	66	3039
CENTRE	138	2720	1601	584	34	2	15	0	2	0	0	0	0	53	0	1253	322	6724
CHESTER	266	10051	7647	152	0	0	0	1	1	0	0	0	0	2	0	5655	205	23980
CLARION	430	507	363	0	0	0	1	2	0	0	0	0	0	3	0	146	188	1640
CLEARFIELD	143	1046	963	0	31	0	41	0	0	0	0	0	0	72	0	526	878	3700
CLINTON	213	534	355	0	1	0	2	0	0	0	0	0	0	3	0	322	6	1436
COLUMBIA	58	1040	997	0	0	0	5	0	0	1	1	0	0	7	0	569	115	2793
CRAWFORD	566	1632	1184	0	0	0	1	0	0	0	0	0	0	1	0	777	4	4165
CUMBERLAND	169	5255	2107	92	8	0	3	1	0	0	0	0	0	12	0	3623	99	11379
DAUPHIN	306	5499	3296	149	0	3	50	73	4	0	1	0	0	131	0	3959	119	13590
DELAWARE	928	8895	8169	430	17	24	0	0	0	0	0	0	0	41	0	5889	1116	25509
EKL	118	389	245	182	14	0	1	0	0	0	0	0	0	15	0	145	12	1121
ERIE	762	5572	3120	191	227	0	18	0	49	0	0	0	0	294	0	1141	57	11431
FAYETTE	438	2633	1659	70	1	0	1	0	0	0	0	0	0	2	0	705	101	5610
FOREST	58	61	76	0	0	0	0	0	0	0	0	0	0	0	0	67	1	263
FRANKLIN	372	2997	813	85	22	10	2	0	2	0	0	0	0	36	0	854	172	5365
FULTON	0	192	258	0	0	0	0	0	0	0	0	0	0	0	0	92	99	641
GREENE	249	577	337	0	0	0	1	0	0	0	0	0	0	1	0	273	38	1476
HUNTINGDON	308	537	301	108	0	0	0	0	0	2	0	0	0	2	0	329	215	1802
INDIANA	188	1063	445	47	33	1	25	1	0	0	0	0	0	60	0	670	8	2541
JEFFERSON	197	526	301	0	6	0	48	1	0	0	0	0	0	55	0	419	15	1568
JUNIATA	104	250	91	83	1	0	1	0	1	0	0	0	0	3	0	217	120	880

**COMMONWEALTH OF PENNSYLVANIA  
VALID VOTER REGISTRATION APPLICATIONS 2007**

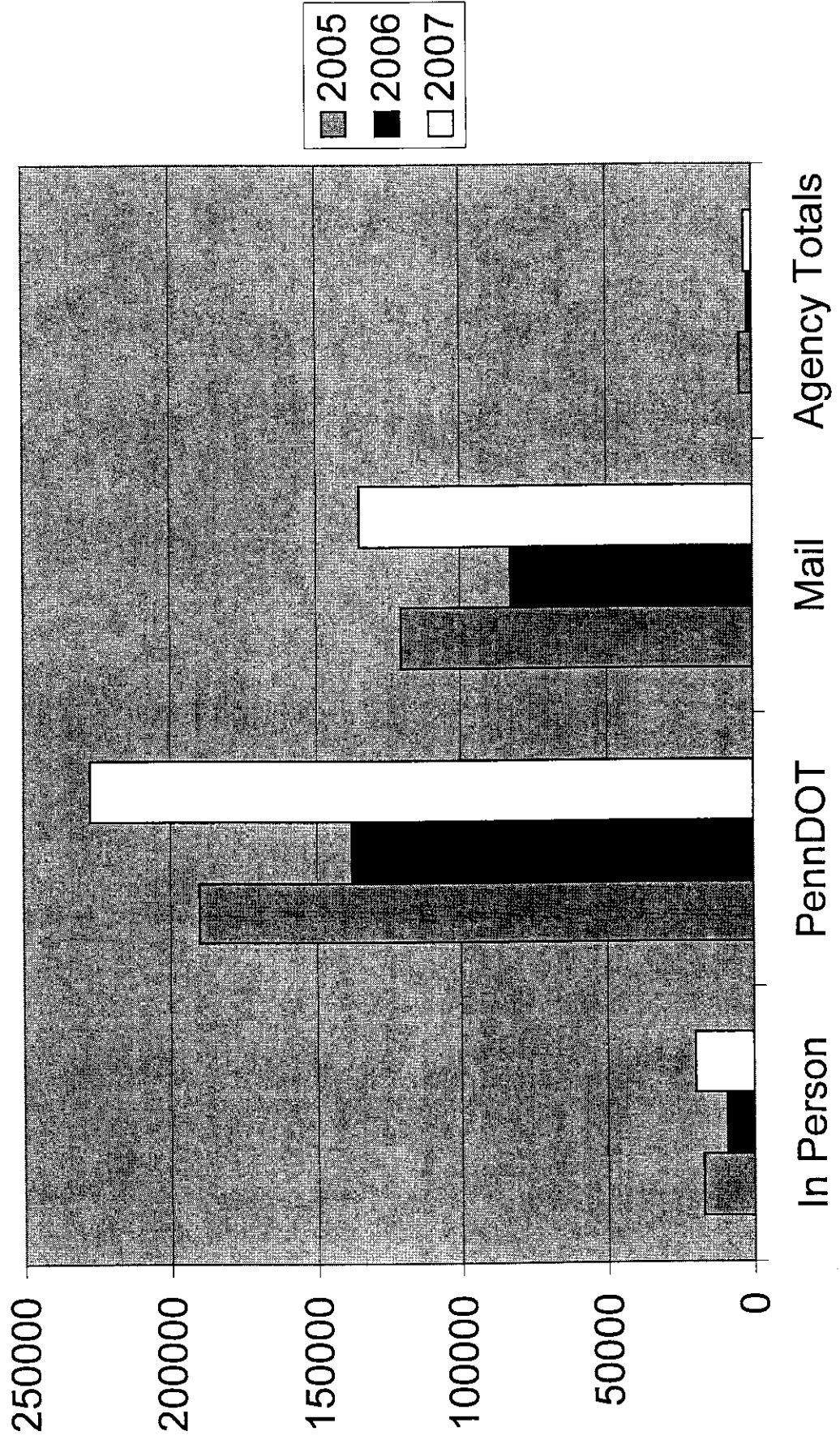
(For more information on agency voter registration applications, see the first paragraph of page 11)

COUNTY NAME	IN PERSON	PENN DOT	MAIL	VR DRIVES	AGENCY A	AGENCY B	AGENCY C	AGENCY D	AGENCY 1	AGENCY 2	AGENCY 3	AGENCY 4	AGENCY A-1	AGENCY TOTAL	RCRTMNT CENTERS	PENNDOT COA TRANSFERS	OTHER TRANSFERS	TOTAL
LACKAWANNA	1210	3568	3151	8	2	2	11	3	0	0	0	1	0	19	0	1231	247	9453
LANCASTER	550	10975	4006	510	16	4	0	0	0	0	0	0	0	20	0	3649	2953	22683
LAWRENCE	39	1358	1191	0	0	0	0	0	0	0	0	0	0	0	0	523	3	3114
LEBANON	301	2237	1047	184	1	0	5	0	2	0	0	0	0	8	0	1644	144	5573
LEHIGH	232	8705	4458	534	1	11	7	1	0	27	0	0	0	47	2	3776	544	18345
LIZERNE	286	6031	3639	0	3	2	7	0	0	0	0	0	0	12	0	1809	154	11943
LYCOMING	409	2263	976	0	42	3	11	0	0	0	0	0	0	56	0	793	73	4626
MCKEAN	235	671	395	0	5	1	0	1	1	0	0	0	0	8	0	171	167	1655
MERCER	199	2157	1251	268	5	0	28	0	8	0	0	0	0	41	1	670	306	4934
MIFFLIN	284	632	303	0	0	0	0	0	0	0	0	0	0	0	0	287	56	1562
MONROE	319	5679	2212	419	0	0	29	0	0	0	0	0	0	29	0	951	182	9820
MONTGOMERY	769	14842	11003	278	0	0	15	0	0	0	0	0	0	15	0	10740	635	38297
MONTOUR	49	274	237	0	0	0	0	0	0	0	1	0	0	1	0	281	89	912
NORTHAMPTON	399	7356	3366	365	0	1	13	0	0	0	0	0	0	14	0	3027	232	14773
NORTHUMBERLAND	155	1390	620	0	0	5	0	0	0	0	0	0	0	5	0	869	484	3528
PERRY	178	628	340	142	1	0	1	0	0	0	0	0	0	2	0	693	29	2014
PHILADELPHIA	937	22925	18458	17614	44	147	348	1	0	0	0	0	0	540	0	8734	78	69826
PIKE	36	2371	965	66	0	0	0	0	0	0	0	0	0	0	0	204	169	3811
POTTER	123	312	141	0	0	0	0	0	0	0	0	0	0	0	0	169	79	824
SCHUYLKILL	173	1798	1429	477	0	3	14	0	51	0	0	0	0	68	0	1280	14	5307
SNYDER	75	473	354	0	0	0	2	0	0	1	0	0	0	3	0	455	93	1456
SOMERSET	59	1044	1449	40	12	1	28	0	0	0	0	0	0	41	0	540	3	3217
SULLIVAN	48	78	83	0	0	0	0	0	1	0	0	0	0	1	0	84	11	306
SUSQUEHANNA	187	534	457	0	0	0	0	0	0	0	0	0	0	0	0	303	33	1514
TIOGA	62	685	500	0	0	0	7	0	0	0	0	0	0	7	0	262	28	1551
UNION	219	648	303	0	0	0	20	0	0	0	0	0	0	20	0	419	61	1690
VENANGO	303	1134	470	55	0	0	6	0	0	0	0	0	0	6	0	452	36	2462
WARREN	177	734	347	0	0	0	19	0	0	0	0	0	0	19	1	226	151	1674
WASHINGTON	185	4966	1863	133	0	0	0	0	0	0	0	0	0	4	0	2377	230	9762
WAYNE	207	1199	498	75	10	0	13	0	0	0	0	0	0	23	0	425	78	2528
WESTMORELAND	188	5748	3786	419	81	19	2	0	0	0	0	0	0	102	0	3511	227	14083
WYOMING	137	332	384	0	0	0	0	0	0	0	0	0	0	0	0	354	11	1218
YORK	583	11018	3823	620	25	9	6	2	0	0	0	15	0	57	0	3161	510	19829
PENNSYLVANIA	20226	227074	134840	28562	844	262	932	456	126	33	7	18	3	2681	25	105702	15776	537567

# TOTAL AND VALID VOTER REGISTRATION APPLICATIONS 2007



# VALID VOTER REGISTRATION APPLICATIONS 2005-2007





## **Appendix IV**



COMMONWEALTH OF PENNSYLVANIA  
 VOTER REGISTRATION  
 LIST MAINTENANCE ACTIVITIES  
 MANDATED VOTER REMOVAL PROGRAMS  
 2007

COUNTY NAME	MASS CONFIRMATION MAILING					NATIONAL CHANGE OF ADDRESS					
	NOTICES MAILED	RETURNED BY INDIVIDUAL	RETURNED BY POST OFFICE	MARKED INACTIVE	CANCELLED	NOTICES MAILED	RETURNED BY INDIVIDUAL	RETURNED BY POST OFFICE	MARKED INACTIVE	CANCELLED - OUT OF COUNTY	CANCELLED - OUT OF STATE
ADAMS	0	0	0	0	0	1617	407	38	993	140	17
ALLEGHENY	0	0	0	0	0	53183	7467	2788	2351	535	2382
ARMSTRONG	0	0	0	0	0	1525	63	939	759	5	6
BEAVER	0	0	0	0	0	3097	909	136	108	106	192
BEDFORD	0	0	0	0	0	0	0	0	0	0	0
BERKS	0	0	0	0	0	9776	1578	3671	6572	33	322
BLAIR	0	0	0	0	0	2082	728	169	148	71	127
BRADFORD	0	0	0	0	0	992	327	104	86	19	81
BUCKS	0	0	0	0	0	11184	1070	5351	4782	99	305
BUTLER	154	27	45	0	0	3179	1053	278	1696	135	378
CAMBRIA	0	0	0	0	0	2906	416	688	1842	32	73
CAMERON	0	0	0	0	0	0	0	0	0	0	0
CARBON	0	0	0	0	0	854	241	93	482	65	10
CENTRE	0	0	0	0	0	2856	1461	39	30	236	787
CHESTER	0	0	0	0	0	16458	3385	1924	7175	361	1426
CLARION	0	0	0	0	0	694	206	65	374	25	48
CLEARFIELD	0	0	0	0	0	1235	553	2	2	135	160
CLINTON	0	0	0	0	0	347	56	32	30	10	12
COLUMBIA	0	0	0	0	0	946	304	21	14	63	72
CRAWFORD	0	0	0	0	0	0	0	0	0	0	0
CUMBERLAND	0	0	0	0	0	3965	877	416	334	92	257
DAUPHIN	0	0	0	0	0	11028	1104	1	4498	130	269
DELAWARE	0	0	0	0	0	19531	2701	4068	2903	278	889
EKL	0	0	0	0	0	414	112	42	22	9	14
ERIE	0	0	0	0	0	11817	3083	877	1658	125	820
FAYETTE	0	0	0	0	0	0	0	0	0	0	0
FOREST	0	0	0	0	0	0	0	0	0	0	0
FRANKLIN	0	0	0	0	0	2077	708	36	995	49	228
FULTON	0	0	0	0	0	191	27	1	1	4	8
GREENE	0	0	0	0	0	579	153	6	284	22	22
HUNTINGDON	0	0	0	0	0	723	197	176	317	12	41
INDIANA	0	0	0	0	0	1344	262	64	31	25	73
JEFFERSON	0	0	0	0	0	726	158	27	21	9	32
JUNIATA	0	0	0	0	0	310	66	8	207	5	15

COMMONWEALTH OF PENNSYLVANIA  
 VOTER REGISTRATION  
 LIST MAINTENANCE ACTIVITIES  
 MANDATED VOTER REMOVAL PROGRAMS  
 2007

COUNTY NAME	MASS CONFIRMATION MAILING					NATIONAL CHANGE OF ADDRESS					
	NOTICES MAILED	RETURNED BY INDIVIDUAL	RETURNED BY POST OFFICE	MARKED INACTIVE	CANCELLED	NOTICES MAILED	RETURNED BY INDIVIDUAL	RETURNED BY POST OFFICE	MARKED INACTIVE	CANCELLED - OUT OF COUNTY	CANCELLED - OUT OF STATE
LACKAWANNA	0	0	0	0	0	3567	873	412	1982	27	102
LANCASTER	0	0	0	0	0	9279	2408	991	868	96	419
LAWRENCE	0	0	0	0	0	1419	339	91	72	39	80
LEBANON	0	0	0	0	0	1783	666	125	112	129	69
LEHIGH	0	0	0	0	0	9437	1160	3319	7116	94	427
LUZERNE	2	0	0	0	0	3904	1096	239	2254	132	200
LYCOMING	0	0	0	0	0	2375	806	35	1002	61	193
MCKEAN	0	0	0	0	0	711	587	16	14	59	167
MERCER	20	4	0	0	0	2302	654	98	80	45	169
MIFFLIN	0	0	0	0	0	566	165	308	226	58	76
MONROE	0	0	0	0	0	6451	620	1261	1136	51	245
MONTGOMERY	0	0	0	0	0	15300	2839	3789	3111	282	607
MONTOUR	0	0	0	0	0	790	139	135	61	6	19
NORTHAMPTON	0	0	0	0	0	5225	1604	513	2968	155	534
NORTHUMBERLAND	0	0	0	0	0	2080	0	64	54	0	0
PERRY	0	0	0	0	0	592	160	19	327	29	39
PHILADELPHIA	0	0	0	0	0	31487	5203	2964	2326	1900	4
PIKE	0	0	0	0	0	0	0	0	0	0	0
POTTER	0	0	0	0	0	326	135	11	9	14	59
SCHUYLKILL	0	0	0	0	0	1953	1266	69	52	54	104
SNYDER	0	0	0	0	0	400	122	5	4	26	25
SOMERSET	0	0	0	0	0	1145	331	54	638	33	63
SULLIVAN	0	0	0	0	0	88	17	0	0	3	5
SUSQUEHANNA	0	0	0	0	0	1083	171	411	236	4	19
TIOGA	0	0	0	0	0	646	205	0	0	13	41
UNION	0	0	0	0	0	532	199	74	245	29	52
VENANGO	0	0	0	0	0	995	200	135	101	28	0
WARREN	0	0	0	0	0	0	0	0	0	0	0
WASHINGTON	0	0	0	0	0	3657	665	72	4	62	154
WAYNE	0	0	0	0	0	651	244	8	7	37	78
WESTMORELAND	0	0	0	0	0	9752	2666	1985	2980	288	678
WYOMING	0	0	0	0	0	432	120	42	11	28	35
YORK	0	0	0	0	0	7548	1582	1132	956	117	306
PENNSYLVANIA	176	31	45	0	0	292102	56904	40437	67667	6729	14035

COMMONWEALTH OF PENNSYLVANIA  
 VOTER REGISTRATION LIST MAINTENANCE ACTIVITIES  
 FIVE YEAR NOTICE AND PENNDOT CHANGE OF ADDRESS  
 2007

COUNTY NAME	FIVE YEAR NOTICES										PENNDOT CHANGES OF ADDRESS			ADDRESS VERIFICATION NOTICES			TOTAL FILES MARKED INACTIVE
	NOTICES MAILED	RECIPIENTS WHO VOTED	RECIPIENTS WHO RESPONDED - No Move	RECIPIENTS WHO RESPONDED - Moved within county	RE-REGISTERED WITHIN COUNTY	CANCELLED BUT RE-REGISTERED	WITHIN COUNTY	OUTSIDE COUNTY	TOTAL	MAILED	RESPONSES	MAILED	RESPONSES	TOTAL			
ADAMS	1992	42	168	2	0	8	1792	1049	2841	38	0	38	0	6025			
ALLEGHENY	27845	276	39	0	1902	84	54008	9147	63155	20318	3169	20318	3169	98352			
ARMSTRONG	1624	69	106	63	0	3479	3479	837	4316	45715	22	45715	22	5515			
BEAVER	1114	102	461	26	85	153	3506	1228	4734	2359	9	2359	9	7581			
BEDFORD	2660	29	133	0	0	0	1183	284	1467	2	0	2	0	3737			
BERKS	5540	188	36	1	224	56	13295	3192	16487	10013	664	10013	664	25705			
BLAIR	0	0	0	0	0	0	2640	694	3334	1280	135	1280	135	1119			
BRADFORD	655	8	23	0	17	2	2219	335	2554	248	4	248	4	914			
BUCKS	3903	113	740	13	101	95	15428	6711	22139	9286	405	9286	405	30915			
BUTLER	1	1	0	0	98	17	4069	1556	5625	3217	8	3217	8	2640			
CAMBRIA	7505	96	932	21	20	11	3207	961	4145	1664	143	1664	143	9925			
CAMERON	0	12	0	0	0	0	130	29	159	1	0	1	0	637			
CARBON	494	36	50	3	1	1	1502	660	2162	595	68	595	68	3991			
CENTRE	761	63	46	1	0	0	3909	1091	5000	2529	341	2529	341	9934			
CHESTER	12447	59	4	3	29	26	10881	4485	15366	13541	0	13541	0	24071			
CLARION	723	18	16	0	0	0	795	388	1183	65	17	65	17	2191			
CLEARFIELD	5087	2	0	1	0	0	2080	644	2724	10	1	10	1	1032			
CLINTON	134	4	7	0	0	0	709	355	1064	53	3	53	3	1684			
COLUMBIA	0	0	0	0	0	0	1693	597	2290	32	0	32	0	196			
CRAWFORD	0	0	0	0	0	0	3456	929	4385	0	0	0	0	86			
CUMBERLAND	4982	15	355	13	47	70	8322	3430	11752	2236	70	2236	70	12910			
DAUPHIN	18319	161	887	14	0	0	10902	3558	14460	7102	0	7102	0	29940			
DELAWARE	3885	112	370	22	2	0	13682	5835	19517	23084	1305	23084	1305	36509			
EKL	0	7	1	0	13	19	708	182	890	339	52	339	52	851			
ERIE	1	43	0	0	7	1	12487	1209	13696	1721	209	1721	209	9289			
FAYETTE	2	1	0	0	0	0	4566	962	5528	164	2	164	2	1312			
FOREST	0	0	0	0	0	0	85	87	172	0	0	0	0	44			
FRANKLIN	0	30	2	0	0	0	3506	823	4329	1262	169	1262	169	7299			
FULTON	709	8	75	0	0	0	345	115	460	2	0	2	0	996			
GREENE	0	0	0	0	6	0	843	267	1110	421	54	421	54	836			
HUNTINGDON	1242	29	7	62	0	0	2845	387	3232	306	15	306	15	6117			
INDIANA	8931	70	372	63	0	0	1977	751	7278	114	7	114	7	8423			
JEFFERSON	0	24	0	0	0	0	1077	399	1476	27	0	27	0	3824			
JUNIATA	632	13	116	5	0	0	555	204	759	223	1	223	1	1778			

COMMONWEALTH OF PENNSYLVANIA  
 VOTER REGISTRATION LIST MAINTENANCE ACTIVITIES  
 FIVE YEAR NOTICE AND PENNDOT CHANGE OF ADDRESS  
 2007

COUNTY NAME	FIVE YEAR NOTICES										PENNDOT CHANGES OF ADDRESS				ADDRESS VERIFICATION NOTICES			TOTAL FILES MARKED INACTIVE
	NOTICES MAILED	RECIPIENTS WHO VOTED	RECIPIENTS WHO RESPONDED - No Move	RECIPIENTS WHO RESPONDED - Moved within county	RE-REGISTERED WITHIN COUNTY	CANCELLED BUT RE-REGISTERED	WITHIN COUNTY	OUTSIDE COUNTY	TOTAL	MAILED	RESPONSES	TOTAL	MAILED	RESPONSES	TOTAL			
LACKAWANNA	1907	126	205	24	35	4	7356	1473	8829	2746	12	8829	2746	12	14168			
LANCASTER	0	162	2011	1	0	0	19680	3673	23353	8424	263	23353	8424	263	37391			
LAWRENCE	0	0	0	0	0	0	2086	620	2706	0	0	2706	0	0	1360			
LEBANON	1070	42	49	2	0	0	3714	1321	5035	330	23	5035	330	23	7206			
LEHIGH	3515	57	266	4	36	0	11777	4082	15859	6800	0	15859	6800	0	19892			
LUZERNE	4283	395	47	13	2275	155	10862	1736	12598	2767	10	12598	2767	10	5861			
LYCOMING	6407	0	0	0	10	0	3911	997	4908	1823	150	4908	1823	150	5183			
MCKEAN	639	15	4	3	16	4	1048	221	1269	176	0	1269	176	0	2530			
MERCER	10001	94	263	65	0	0	3185	739	3924	151	3	3924	151	3	10146			
MIFFLIN	2580	15	72	5	0	0	1206	294	1500	321	93	1500	321	93	2997			
MONROE	28010	32	0	0	33	39	4437	1481	5918	482	3	5918	482	3	17449			
MONTGOMERY	27949	697	2178	154	83	3381	21726	9835	31561	22	0	31561	22	0	75095			
MONTOUR	0	6	0	0	0	0	310	307	617	84	4	617	84	4	1232			
NORTHAMPTON	0	95	17	2	0	0	7928	3252	11180	2765	1	11180	2765	1	26915			
NORTHUMBERLAND	0	0	0	0	1	0	5251	989	6240	385	0	6240	385	0	325			
PERRY	309	29	200	1	2	1	1035	679	1714	392	12	1714	392	12	2438			
PHILADELPHIA	32403	692	1143	68	6	4	49842	12415	62257	153106	7411	62257	153106	7411	148671			
PIKE	7844	37	614	0	0	0	1748	472	2220	6	0	2220	6	0	7732			
POTTER	399	24	57	7	0	0	596	186	782	226	8	782	226	8	855			
SCHUYLKILL	6705	162	808	120	1	0	3234	1004	4238	655	1	4238	655	1	10161			
SNYDER	1433	41	198	34	0	0	1780	336	2116	251	28	2116	251	28	2287			
SOMERSET	1671	94	198	8	0	0	1882	516	2398	771	0	2398	771	0	7629			
SULLIVAN	689	13	33	0	0	0	164	94	258	1	0	258	1	0	587			
SUSQUEHANNA	0	40	2	0	0	0	895	358	1253	1174	81	1253	1174	81	4580			
TIOGA	519	42	47	13	13	0	2653	325	2978	415	3	2978	415	3	3744			
UNION	256	20	45	0	1	0	856	383	1239	97	19	1239	97	19	3867			
VENANGO	2063	1	2	0	33	5	1858	490	2348	143	3	2348	143	3	2647			
WARREN	0	8	0	0	0	0	4366	306	4672	17	1	4672	17	1	1258			
WASHINGTON	17953	143	908	124	0	0	8179	2092	10271	1299	63	10271	1299	63	20318			
WAYNE	495	30	62	16	23	1	913	441	1354	260	23	1354	260	23	1461			
WESTMORELAND	5471	143	530	99	193	105	15820	2966	18786	5203	6	18786	5203	6	25804			
WYOMING	40	19	1	1	0	0	588	311	899	128	0	899	128	0	3519			
YORK	2820	235	408	0	0	0	19283	3725	23008	5787	257	23008	5787	257	56590			
PENNSYLVANIA	278619	5140	15310	1077	5313	4242	412050	111500	523527	345174	15351	523527	345174	15351	888276			

COMMONWEALTH OF PENNSYLVANIA  
VOTER REGISTRATION LIST MAINTENANCE ACTIVITIES  
CANCELLATION OF VOTER REGISTRATION  
2007

COUNTY NAME	ACTIVE VOTER REGISTRATIONS CANCELLED										INACTIVE VOTER REGISTRATIONS CANCELLED									
	VOTERS REQUEST	VOTERS DEATH	OTHER MOVE CONFIRM	VOTER REMOVAL PROGRAM	CANVASS	PENNDOT MOVE CONFIRM	TOTAL	VOTERS REQUEST	VOTERS DEATH	OTHER MOVE CONFIRM	VOTER REMOVAL PROGRAM	PENNDOT MOVE CONFIRM	RESPONSE TO MAILING	CANVASS	5 YEAR NOTICE	TOTAL				
ADAMS	10	553	100	0	0	0	663	2	69	6	529	0	6	0	612					
ALLEGHENY	79	10907	3873	0	1	527	15387	16	1161	508	1	70	3	8	1766					
ARMSTRONG	7	502	237	0	0	0	746	8	102	68	0	0	0	74	252					
BEAVER	21	1337	77	7	0	230	1672	3	183	25	1873	33	0	0	2117					
BEDFORD	1	285	173	0	0	0	459	2	50	37	2	0	0	0	91					
BERKS	27	1971	553	0	0	2	2563	5	310	178	0	1	6	0	500					
BLAIR	1	1125	300	0	5	0	1431	0	18	24	12	0	0	0	54					
BRADFORD	1	418	132	0	0	0	551	0	12	14	2	0	5	0	33					
BUCKS	45	3741	1053	53	0	0	4892	4	367	279	4549	1	110	0	5312					
BUTLER	2	923	321	1	0	56	1303	0	17	22	768	4	2	0	813					
CAMBRIA	45	1166	293	0	0	2	1506	20	132	92	1454	0	2	0	1753					
CAMERON	0	38	15	0	0	0	53	0	8	9	0	0	0	0	17					
CARBON	2	385	83	0	0	0	470	1	71	36	0	0	0	0	108					
CENTRE	33	551	903	0	0	1	1488	5	77	211	0	0	0	0	283					
CHESTER	198	2562	1185	4	0	46	3995	92	154	263	10829	5	87	0	11420					
CLARION	2	259	123	0	0	0	384	0	18	23	0	0	0	0	41					
CLEARFIELD	25	697	286	0	0	0	1008	3	18	15	3	0	0	0	39					
CLINTON	0	226	511	0	0	0	737	0	22	28	0	0	1	0	51					
COLUMBIA	10	479	443	3	0	2	937	0	3	5	0	0	0	0	8					
CRAWFORD	2	856	732	0	0	0	1590	0	0	1	0	0	0	0	1					
CUMBERLAND	12	1397	746	1	0	3	2159	3	158	137	0	0	0	0	298					
DAUPHIN	11	1527	1038	0	1	0	2577	11	306	292	3	0	1	5	620					
DELAWARE	16	4286	1975	1	0	1	6279	3	599	468	11239	0	28	0	12339					
ELK	5	200	103	0	0	1	309	0	13	14	0	0	0	0	27					
ERIE	10	1995	900	0	0	0	2905	1	169	138	9986	0	2	0	10296					
FAYETTE	6	1413	1003	0	0	1	2423	0	7	19	1	0	0	0	27					
FOREST	1	33	26	0	0	0	60	0	2	0	0	0	0	0	2					
FRANKLIN	10	745	253	0	0	0	1008	0	136	30	132	0	19	0	317					
FULTON	0	85	50	0	0	0	135	0	19	6	0	0	0	0	25					
GREENE	6	282	128	0	0	0	416	2	7	27	311	0	5	0	352					
HUNTINGDON	1	313	174	0	0	1	489	0	51	84	0	0	0	0	135					
INDIANA	4	564	353	0	0	0	921	1	39	34	0	0	0	0	74					
JEFFERSON	1	342	104	0	0	0	447	1	79	26	0	0	0	0	106					
JUNIATA	2	135	47	0	0	0	184	0	19	5	0	0	0	0	24					

COMMONWEALTH OF PENNSYLVANIA  
 VOTER REGISTRATION LIST MAINTENANCE ACTIVITIES  
 CANCELLATION OF VOTER REGISTRATION  
 2007

COUNTY NAME	ACTIVE VOTER REGISTRATIONS CANCELLED										INACTIVE VOTER REGISTRATIONS CANCELLED									
	VOTERS REQUEST	VOTERS DEATH	OTHER MOVE CONFIRM	VOTER REMOVAL PROGRAM	CANVASS	PENNDOT MOVE CONFIRM	TOTAL	VOTERS REQUEST	VOTERS DEATH	OTHER MOVE CONFIRM	VOTER REMOVAL PROGRAM	PENNDOT MOVE CONFIRM	RESPONSE TO MAILING	CANVASS	5 YEAR NOTICE	TOTAL				
LACKAWANNA	22	2135	231	0	0	0	2388	34	283	70	545	0	0	0	0	932				
LANCASTER	33	2813	881	0	0	0	3527	5	359	347	0	0	0	0	0	711				
LAWRENCE	1	828	300	0	0	0	1129	0	24	23	0	0	1	0	0	48				
LEBANON	8	646	265	0	0	0	919	1	129	75	25	0	0	0	0	230				
LEHIGH	39	1636	769	0	6	0	2450	0	245	255	16	0	0	95	0	611				
LUZERNE	2	864	311	0	0	0	1177	0	60	54	2	0	0	0	0	118				
LYCOMING	1	53	356	0	0	0	410	0	5	85	1	0	0	1	0	92				
MCKEAN	6	350	114	0	12	1	483	0	17	8	0	0	0	0	0	25				
MERCER	23	949	351	0	1	35	1359	0	98	33	0	2	0	0	0	133				
MIFFLIN	1	266	79	0	0	0	346	1	29	22	2	0	1	0	0	55				
MONROE	9	701	583	1	0	0	1294	4	99	163	0	0	0	0	0	266				
MONTGOMERY	83	4292	3270	0	0	1	7646	15	787	810	2485	1	2	0	4100					
MONTOUR	0	88	61	0	0	0	149	0	13	13	0	0	0	0	26					
NORTHAMPTON	15	1597	772	0	0	0	2384	4	333	208	0	0	1	1	0	547				
NORTHUMBERLAND	8	861	258	0	0	0	1125	1	3	4	2	0	2	0	12					
PERRY	21	235	119	0	0	0	375	4	36	29	2	0	0	0	71					
PHILADELPHIA	67	10002	3124	3	3	0	13199	17	2206	1274	19187	35	165	1170	4	24058				
PIKE	0	291	231	0	0	0	522	1	66	20	0	0	0	0	1	88				
POTTER	18	127	51	0	0	0	196	3	14	5	0	0	0	0	0	22				
SCHUYLKILL	17	1193	206	0	0	0	1416	1	197	125	507	0	0	1	0	831				
SNYDER	7	156	98	0	0	0	261	3	45	40	0	0	0	0	0	88				
SOMERSET	6	554	126	0	0	1	687	4	155	39	0	3	0	0	0	201				
SULLIVAN	0	81	23	0	0	0	84	2	7	2	0	0	0	0	11					
SUSQUEHANNA	1	263	103	0	0	0	367	2	54	55	0	0	4	0	0	115				
TIOGA	4	251	154	0	0	0	409	3	70	68	1	0	0	0	0	142				
UNION	88	182	105	0	0	0	353	16	36	66	0	0	3	0	0	121				
VENANGO	22	384	261	0	0	0	667	2	45	33	7	0	0	0	0	87				
WARREN	4	93	120	0	0	0	217	0	6	14	1	0	0	0	0	21				
WASHINGTON	11	2062	1882	2	0	0	4057	6	180	123	6	0	10	1	1	327				
WAYNE	5	320	158	1	0	0	484	1	28	21	0	0	0	0	0	50				
WESTMORELAND	18	2705	900	0	47	30	3700	3	454	208	2	5	6	3	0	681				
WYOMING	2	172	121	0	0	0	295	0	37	61	0	0	0	0	0	98				
YORK	49	1550	803	0	0	0	2402	34	497	403	0	0	0	0	0	934				
PENNSYLVANIA	1163	80778	35579	77	76	941	118614	350	11013	7880	64485	160	452	1359	75	85773				



## **Appendix V**



COMMONWEALTH OF PENNSYLVANIA  
VOTER REGISTRATION APPLICATIONS BY POLITICAL PARTY  
RECEIVED AT PENNDOT PHOTO LICENSE CENTERS - 2007

COUNTY NAME	DEMOCRATIC	REPUBLICAN	OTHER	TOTAL
ADAMS	814	1127	583	2524
ALLEGHENY	13962	7139	5431	26532
ARMSTRONG	541	524	232	1297
BEAVER	1789	1173	683	3645
BEDFORD	309	427	158	894
BERKS	4100	2470	1927	8497
BLAIR	933	956	448	2337
BRADFORD	425	529	268	1222
BUCKS	6967	4557	3765	15289
BUTLER	1326	1634	893	3853
CAMBRIA	1172	705	437	2314
CAMERON	16	26	10	52
CARBON	698	430	332	1460
CENTRE	1130	969	699	2798
CHESTER	4834	4129	3068	12031
CLARION	227	220	110	557
CLEARFIELD	625	488	269	1382
CLINTON	272	274	154	700
COLUMBIA	555	470	309	1334
CRAWFORD	617	573	274	1464
CUMBERLAND	1903	2063	1279	5245
DAUPHIN	3236	2147	1455	6838
DELAWARE	5171	3809	2332	11312
ELK	233	142	105	480
ERIE	3001	1742	1263	6006
FAYETTE	1390	732	449	2571
FOREST	44	36	11	91
FRANKLIN	1215	1585	785	3585
FULTON	90	121	44	255
GREENE	386	217	116	719
HUNTINGDON	185	267	111	563
INDIANA	526	492	273	1291
JEFFERSON	262	302	172	736
JUNIATA	108	143	43	294
LACKAWANNA	2109	1095	701	3905
LANCASTER	3758	4229	2580	10567
LAWRENCE	845	593	341	1779
LEBANON	1080	1173	657	2910
LEHIGH	4499	2497	2311	9307
LUZERNE	3363	1762	1192	6317
LYCOMING	865	966	511	2342
MCKEAN	311	321	177	809
MERCER	1081	766	514	2361
MIFFLIN	246	299	105	650
MONROE	2863	1442	1431	5736
MONTGOMERY	8412	5195	4351	17958
MONTOUR	184	153	100	437
NORTHAMPTON	3601	2220	2074	7895
NORTHUMBERLAND	637	658	327	1622
PERRY	261	421	189	871
PHILADELPHIA	20778	3829	4884	29491
PIKE	963	797	744	2504
POTTER	135	195	75	405
SCHUYLKILL	969	787	509	2265
SNYDER	160	268	86	514
SOMERSET	473	457	186	1116
SULLIVAN	61	40	22	123
SUSQUEHANNA	201	265	121	587
TIOGA	259	352	162	773
UNION	247	324	162	733
VENANGO	498	488	244	1230
WARREN	349	331	184	864
WASHINGTON	2186	1528	830	4544
WAYNE	507	532	350	1389
WESTMORELAND	3296	2621	1308	7225
WYOMING	135	152	79	366
YORK	4508	4532	2652	11692
PENNSYLVANIA	128902	83906	58647	142553



## **Appendix VI**



COMMONWEALTH OF PENNSYLVANIA  
2007 - SUMMARY  
PENNDOT CHANGES OF ADDRESS FORWARDED TO COUNTY VOTER REGISTRATION COMMISSIONS

COUNTY NAME	JAN - FEB	MARCH - APRIL	MAY - JUNE	JULY - AUGUST	SEPT - OCT	NOV - DEC	TOTAL
ADAMS	861	811	934	969	871	772	5218
ALLEGHENY	12579	13327	14653	16143	14264	11860	82826
ARMSTRONG	1270	1463	1600	1489	1285	1019	8126
BEAVER	1175	1311	1358	1481	1478	1171	7974
BEDFORD	370	422	455	450	411	317	2425
BERKS	4192	4278	4532	4873	4287	3511	25673
BLAIR	935	936	950	1114	1053	807	5795
BRADFORD	794	794	697	791	717	602	4395
BUCKS	5317	5748	5039	6562	4937	5091	32694
BUTLER	1262	1258	1334	1452	1482	1265	8053
CAMBRIA	1233	1283	1344	1543	1528	1075	8006
CAMERON	44	58	48	50	54	55	309
CARBON	639	739	722	694	737	577	4108
CENTRE	1123	1219	1371	1659	1396	1004	7772
CHESTER	4093	4176	4436	4918	4240	3470	25333
CLARION	340	306	343	367	373	236	1965
CLEARFIELD	900	922	871	872	884	713	5162
CLINTON	379	391	400	439	429	346	2384
COLUMBIA	621	650	648	791	620	575	3905
CRAWFORD	941	968	1012	1157	1024	819	5921
CUMBERLAND	2962	3146	3259	3537	3153	2522	18579
DAUPHIN	3950	4074	4061	4713	4085	3318	24201
DELAWARE	5135	5351	5313	6075	5344	4550	31768
EKL	276	270	282	304	269	213	1614
ERIE	3408	3547	3675	4119	3699	3041	21489
FAYETTE	1455	1506	1473	1478	1462	1185	8559
FOREST	56	60	50	67	62	58	353
FRANKLIN	1311	1337	1461	2568	2118	1805	10600
FULTON	156	130	114	125	159	111	795
GREENE	382	410	403	441	411	337	2384
HUNTINGDON	634	840	683	912	805	568	4442
INDIANA	656	662	663	763	700	549	3993
JEFFERSON	554	585	517	529	581	459	3225
JUNIATA	233	263	262	315	279	225	1577

COMMONWEALTH OF PENNSYLVANIA  
2007 - SUMMARY  
PENNDOT CHANGES OF ADDRESS FORWARDED TO COUNTY VOTER REGISTRATION COMMISSIONS

COUNTY NAME	JAN - FEB	MARCH - APRIL	MAY - JUNE	JULY - AUGUST	SEPT - OCT	NOV - DEC	TOTAL
LACKAWANNA	2293	2125	2346	2472	2440	1988	13684
LANCASTER	4983	5363	5583	6044	5606	4674	32253
LAWRENCE	897	1005	890	944	808	626	5170
LEBANON	1545	1608	1636	1847	1697	1361	9694
LEHIGH	3740	3827	3867	3946	3767	3200	22347
LUZERNE	3369	3625	3509	3760	3579	2898	20740
LYCOMING	1420	1324	1326	1473	1494	1174	8211
MCKEAN	507	495	480	554	523	353	2912
MERCER	1013	1054	1126	1206	1046	843	6288
MIFFLIN	413	473	499	518	428	338	2669
MONROE	1838	1844	1800	2065	1929	1594	11070
MONTGOMERY	6541	7099	7493	8237	7367	5968	42705
MONTOUR	162	133	193	187	171	144	990
NORTHAMPTON	2596	2809	2790	3081	2811	2365	16452
NORTHUMBERLAND	1270	1825	1722	2109	1787	1247	9960
PERRY	709	662	622	707	562	504	3766
PHILADELPHIA	17043	17254	17236	18339	17624	14014	101510
PIKE	496	605	559	661	589	474	3384
POTTER	294	266	223	243	279	155	1460
SCHUYLKILL	1457	1430	1435	1558	1427	1154	8461
SNYDER	606	738	677	653	602	478	3754
SOMERSET	722	781	810	991	899	699	4902
SULLIVAN	64	71	59	78	88	71	431
SUSQUEHANNA	327	355	432	413	401	386	2314
TIOGA	873	871	789	778	676	547	4534
UNION	312	394	404	435	340	296	2181
VENANGO	623	625	646	734	706	538	3872
WARREN	449	1213	1162	1153	1482	1016	6475
WASHINGTON	2139	2183	2325	2380	2376	1808	13211
WAYNE	859	873	863	852	794	678	4939
WESTMORELAND	5016	5411	5245	5419	5103	3934	30128
WYOMING	253	262	282	287	287	222	1593
YORK	4581	4781	4942	5446	4755	3944	28449
PENNSYLVANIA	129646	136625	138954	153330	139640	113917	812112



## **Appendix VII**



# COMMONWEALTH OF PENNSYLVANIA 2007 VOTER REGISTRATION MAIL APPLICATION (VRMA) DISTRIBUTION

