

**THE ADMINISTRATION  
OF  
VOTER REGISTRATION  
IN  
PENNSYLVANIA**

**2003 REPORT TO THE GENERAL ASSEMBLY  
PENNSYLVANIA DEPARTMENT OF STATE**

**JUNE 2004  
(REVISED JULY 7, 2004)**

**Edward G. Rendell  
Governor**

**Pedro A. Cortés  
Secretary of the Commonwealth**





COMMONWEALTH OF PENNSYLVANIA  
DEPARTMENT OF STATE  
302 North Office Building  
Harrisburg, PA 17120

PEDRO A. CORTÉS  
Secretary of the Commonwealth

Telephone: (717) 787-8727  
Fax: (717) 787-1734  
Website: [www.dos.state.pa.us](http://www.dos.state.pa.us)

June, 2004

Members of the General Assembly:

As Secretary of the Commonwealth, I am pleased to report to you on the administration of voter registration in Pennsylvania for the calendar year 2003.

During 2003, the Department of State's partnership with the 67 county elections and voter registration commissions and personnel involved in agency based voter registration programs resulted in the addition of 446,027 voters to the voter registration rolls.

The Department continued its work in administering the agency-based voter registration programs. We offered training and supplies to fellow state agencies, which accounted for over 6,300 new voter registrations in Pennsylvania.

The past year also saw the beginning of the implementation of many changes to the administration of elections and voter registration as required by the federal Help America Vote Act of 2002 (HAVA). Accompanying state legislation, Act 150 of 2002, amended the Pennsylvania Election Code by including several provisions designed to comply specifically with HAVA. Act 3 of 2002 mandated the establishment of the Statewide Uniform Registry of Electors (SURE), another major requirement of HAVA.

The Department of State is committed to fulfilling its responsibilities under HAVA. We will continue to proactively promote voter registration, awareness and outreach activities across the Commonwealth.

I hope that you find this Annual Report informative and useful. If you have any questions regarding this report, my staff and I would be pleased to assist you.

Sincerely,

A handwritten signature in black ink that reads "Pedro A. Cortés".

Pedro A. Cortés



**Commonwealth of Pennsylvania**  
**Department of State**  
**The Administration of Voter Registration in Pennsylvania**  
**2003 Report to the General Assembly**

In 2003 the Department of State continued to work closely with the 67 county voter registration offices, Commonwealth agencies designated with voter registration responsibilities, the public and the affected state and local agencies to administer voter registration in Pennsylvania. This report represents a summary of our efforts and also provides relevant voter registration statistics.

### **Department of Transportation**

Since 1995 the Pennsylvania Department of Transportation (PENNDOT) has been an integral part in the voter registration process. Citizens of the Commonwealth are provided with an opportunity to apply to register to vote while receiving or renewing their driver's license at a PENNDOT photo license center. In 2003 over 280,000 individuals chose to apply to register to vote in this convenient manner, an increase of 30,000 over the prior year.

#### **Applying to Register to Vote at a Photo License Center**

- PENNDOT customers arrive at a photo license center with a driver's license application card that contains a printed two-dimensional bar code. The bar code is scanned, and the computer evaluates the age of the customer. PENNDOT's computer system determines which customers will be at least eighteen years old by the date of the next election and asks whether they wish to apply to register to vote.
- Customers are asked if they are already registered to vote. If not, they are given the opportunity to apply to register to vote.
- The computer screens provide the qualifications a citizen of Pennsylvania must meet in order to continue with the application.
- Customers who choose to apply for voter registration are asked to confirm their county of residence, indicate a party preference, and type their telephone number and race, both of which are optional.
- The applicant is advised of the penalty for furnishing false information and is asked to sign a declaration that the information is true and correct to the best of the applicant's knowledge.
- The applicant is provided with a receipt indicating pertinent information about their voter registration application. The receipt instructs the applicant to

contact their county voter registration office if they do not receive a voter identification card within two weeks.

The PENNDOT computer system stores the completed voter registration applications and transmits the data to the contracted vendor, where the applications are electronically sorted by county and printed and mailed to the appropriate county voter registration office. In 2003 the Department of State forwarded 286,733 "motor voter" applications to county voter registration officials.

In addition to the "motor voter" applications, PENNDOT provides change of address information to the Department of State, which is also forwarded to the appropriate county voter registration office. In 2003 the Department of State forwarded 969,920 changes of address to county voter registration officials.

### **Agency Registration**

The Department of State continued to work with the state-operated public assistance agencies and disability agencies to provide voter registration opportunities to their clients throughout 2003. The following agencies participated:

County Assistance Offices, Clerk of Orphans' Court and Marriage License Bureaus, Armed Forces Recruitment Centers, Women, Infants, & Children Nutrition Clinics, District Offices of the Office of Vocational Rehabilitation, District Offices of the Bureau of Blindness and Visual Services, State Mental Health Hospitals and State Mental Retardation Centers, the Area Agencies on Aging, Contractors for the Bureau of Blindness & Visual Services, Centers for Independent Living, County Mental Health and Mental Retardation Offices, Student Disability Services Offices of the State System of Higher Education, the Offices of Special Education and Complementary Para-transit Offices.

To assist these agencies, the Department of State continues to provide *A GUIDE TO AGENCY-BASED VOTER REGISTRATION*, a publication that details the responsibilities of mandated voter registration agencies. In addition to the guide, the Department of State furnishes each agency with voter registration mail application forms, posters encouraging voter registration and a brochure, *YOUR VOTE IS YOUR VOICE*, which describes the voter registration process, for distribution to their clients.

The Department of State also conducts training sessions and provides technical assistance to agencies when needed. These agencies provide approximately 1,500 additional sites where individuals are offered the opportunity to apply to register to vote.

### **Agency Recognition Program**

In 2003 the Department of State continued its efforts to recognize those agencies that offer voter registration opportunities. The *Agency Recognition Program* was designed

to acknowledge the services provided by Commonwealth voter registration agencies and their employees. The program requires each agency voter registration site to complete a self-assessment checklist and return it to the Department of State. If the checklist shows that the agency is providing all the required voter registration services, the Secretary of the Commonwealth then presents the agency with a Voter Registration Certificate of Achievement. In 2003, 226 such certificates were awarded, the highest amount since the program's inception in 1998.

## **Legal**

### **Litigation – Federal Court**

On August 20, 2003, the United States District Court for the Eastern District of Pennsylvania issued a permanent injunction in the case of *United States v. Berks County*, 277 F. Supp. 2d 570 (E.D. Pa. 2003). Among its findings, the court required the county to make available at the County Elections Services Office voter registration forms that are provided by the Commonwealth in English and Spanish. The court based its various rulings in that case on sections 2, 4(e) and 208 of the federal Voting Rights Act of 1965. Section 2 (42 U.S.C. § 1973(a)) prohibits any qualification or prerequisite to voting or any standard, practice or procedure that results in a denial or abridgement of the right to vote on account of race or color or membership in a language minority group. Section 4(e) (42 U.S.C. § 1973b(e)) protects the right to vote of United States citizens educated under the American flag in a language other than English. Finally, section 208 (42 U.S.C. § 1973aa-6) provides for assistance to vote to persons unable to read or write.

### **Litigation – State Courts**

On March 26, 2003, the Court of Common Pleas of Washington County sentenced an elector for violating section 1833 of the Pennsylvania Election Code, 25 P.S. § 3533, which prohibits electors from voting in an election district when the elector knows that he does not possess all of the qualifications of an elector in that election district. The elector appealed. On May 13, 2004, the Commonwealth Court affirmed the conviction and judgment of sentence of the elector, holding that the evidence supported the trial court's finding that the elector had knowingly and illegally voted in an election district where he did not reside.

This case, *Commonwealth v. Consentino*, No. 2122 C.D. 2003, 2004 Pa. Commw. LEXIS 386 (May 13, 2004), addresses a concern that some county elections officials describe as "convenience voting." Though Consentino might have been a one-time violator, "convenience voting" is often understood as a practice of an elector who consciously decides to continue to vote in an election district – election after election – long after he or she has removed residence from the election district.

In Consentino's case, the facts appear to be that the elector had moved twice after his initial registration at his parents' home. Though the elector notified the Department of

Transportation of these address changes, he could not recall whether he had indicated a change of address for voter registration at that time. In addition, Consentino never notified the county board of elections of his changes of address. Consequently, the elector's name apparently remained on the general and district register at his initial residence address.

In 2001, Consentino voted at his original polling place and signed the affidavit in the poll book stating that he was qualified to vote in that election and that he resided at the address named in the poll book. He did so, the court found, knowing that his affidavit was false. Based on this finding, Commonwealth Court affirmed Consentino's conviction and judgment of sentence for violating section 1833 of the Election Code.

## **Legislation**

### **The Help America Vote Act of 2002 (HAVA)**

The Help America Vote Act of 2002 (HAVA) was signed into law by President George W. Bush October 29, 2002. The main objective of HAVA is the uniform and non-discriminatory administration of elections. Several additional responsibilities have been placed on state governments to meet this goal.

### **Act 3 of 2002 (Statewide Uniform Registry of Electors)**

The General Assembly passed and former Governor Schweiker signed Act 3 in January of 2002 to implement the SURE system. Act 3 of 2002 sets forth the requirements for the system, specifying that SURE must be a "single, uniform integrated computer system. All [voter registration] commissions shall be connected electronically to the SURE system and shall maintain their registration records in the system." Among other things, Act 3 requires that SURE: contain a database of all registered electors in the Commonwealth; ensure the integrity and accuracy of voter registration records; permit the electronic forwarding of motor voter applications from PENNDOT and death notices from the Department of Health; permit the transfer of registration records from county to county; preserve the power of county commissions to make determinations as to the qualifications of applicants; assign a unique registration number to each elector; permit auditing of registration records; permit printing of poll books; be designed with an emergency recovery system; create and produce reports; identify duplicate registrations; maintain a record of polling place locations and poll workers; and track absentee ballots. (See 25 Pa. Code Section § 1222). Act 3 also makes a number of amendments to the voter registration act that make voter registration processes more amendable to electronic processing.

Act 3 authorized the Department to promulgate regulations necessary to establish, implement, and administer the SURE system, which it did in March 2003. The SURE regulations contain uniform procedures for the counties to follow, including: entering information in the SURE system, accepting or rejecting applications, identifying and removing duplicate registrations, and the manner and timeframe for updating information in SURE. They also contain requirements and information regarding



training on the SURE system, standardized forms, street lists, public information lists, reports to the Department, enforcement authority of the Department, and other information relevant to SURE.

Act 3 requires SURE to be completed by January 1, 2005.

### **Act 150 of 2002**

Act 150 of 2002 was signed into law by former Governor Mark S. Schweiker December 9, 2002. Act 150 incorporates many requirements of HAVA into the Pennsylvania Election Code.

### **Implementation of HAVA and Act 150**

The Department has been actively implementing the requirements of HAVA and Act 150, not only to meet the legislative mandates, but to also improve the overall administration of elections in Pennsylvania. Advisory groups have been established composed of county election officials and advocacy group representatives to consult with the Department regarding the implementation of requirements.

The advisory groups that have been formed and the purpose of each group is listed below:

*The Voting Systems Review and Procurement Advisory Group* will assist in the review of HAVA compliant voting systems that provide full compliance with the voting system requirements of Federal and State laws. They will also discuss and recommend ways to maximize a counties buying power.

*The Polling Place Accessibility Advisory Group* will review the current accessibility guidelines being used by the Commonwealth, suggest revisions if necessary, and assist in developing procedures that will aid counties in increasing the number of accessible polling places in each county.

*The Alternative Language Accessibility Advisory Group* will focus on initiating an outreach program to alternative language communities to apprise them of their voting rights and the correct voting procedures and offer alternative language services to the counties requesting them.

*The Voter Education Advisory Group* will assist in developing and implementing a voter education program which will provide voters with information relative to voting procedures, voter identification, complaint procedures, provisional ballots and voting information specific to each type of voting system that clearly explains how to correctly cast a ballot; how to correct an error; how to obtain a replacement ballot; and

the effect of casting multiple votes for an office. This Group will work in conjunction with the Alternative Language Accessibility Advisory Group.

*The Election Official Training Advisory Group* will assist in establishing and implementing a training program for district election officials as well as County and State officers to insure that procedures used in polling places are standardized across the Commonwealth to the greatest extent possible.

*The Election Day Activities and Voting Rights Advisory Group* will focus on the implementation of provisional balloting in the Commonwealth and voter identification requirements. The Group will assist in developing the format of the provisional ballot for all voting systems and recommend procedures to be followed in processing and tabulating such ballots and also, assist in prescribing the contents of a notice to be posted at each polling place that details the acceptable forms of identification of voters who appear to vote in an election district for the first time.

Several of the Department's initiatives to comply with HAVA and Act 150 that were completed in 2003 are listed below:

#### **HAVA Title III Complaint Process**

The Department, in accordance with HAVA and Act 150, created a statement of complaint form for individuals who would like to file a complaint against the Department or a county about a violation of Title III of HAVA that has occurred, is occurring or is about to occur.

The form was provided to the counties in English and Spanish with a request that the counties make the forms available to the public at the county board of elections offices and at the election districts for each election and primary. The form is also available on the Department's website.

#### **Polling Place Accessibility**

A survey regarding the accessibility of polling places began to be developed. The survey will be sent to county boards of elections to assess the accessibility of polling places across the Commonwealth in order to release federal funding earmarked for polling place accessibility improvements.

#### **District Election Official Training**

The Department is required, in accordance with the Pennsylvania State Plan, began to develop a training program for district election officials detailing the recent changes to the administration of elections from the perspective of district election officials. The Department also plans to offer to perform this training at the request of a county.

#### **County Election Official Training**

The Department is also required, in accordance with the Pennsylvania State Plan, to provide training for county elections officials. To meet this requirement, the Department began to develop a training program for county election officials

regarding the administration of voter identification, provisional ballots and HAVA Title III complaints.

#### **Election District Notices**

HAVA requires supplemental postings be posted in election district polling places to inform electors of new requirements. The Department began to design a bilingual notice in a similar format to the current cards of instruction and penalties for counties to post during the 2004 Primary that inform voters of voter identification requirements, provisional ballots and HAVA Title III complaints.

The Department also began to design a bilingual voter-friendly poster detailing the voter identification, provisional ballot and HAVA Title III complaint processes with English on one side and Spanish on the other. The posters will be distributed to the counties in quantities sufficient enough to provide at least one poster for every election district.

#### **Voter Education & Outreach**

The Department's efforts towards voter education included several initiatives:

Department also began to develop a voter-friendly flier or pamphlet. The goal of the flier or pamphlet will be make voters aware of and familiar with changes to the administration of elections and how it affects voters during a primary or election.

The Department also began to develop a new website prior to the Primary. The website will include information about voter registration, instructions for voting on each county based voting system, absentee voting, alternative voting, provisional voting, voter identification, election day information, links to complaint forms and more. The goal of the website will be to provide the public with an easy to use source that will allow them to view information about the entire registration and voting process as it relates to voters.

In addition to the voter education website, the Department also plans to develop a website link dedicated to HAVA. The HAVA link will include information about legislation, the Pennsylvania State Plan and other HAVA initiatives and provide the public with information as it relates the specific implementation of HAVA.

### **Statewide Uniform Registry of Electors (SURE)**

SURE is a centralized voter registration and election management system designed to assure the accuracy and integrity of the Commonwealth's voter registration records maintained by the election authorities of Pennsylvania's 67 counties.

The SURE voter registration system is a platform that supports the critical functions of the Commonwealth's election system—from determining voter eligibility to assigning precincts to producing poll books. A centralized, uniform statewide registry that is accessible to all county voter registration offices greatly enhances overall accuracy

and integrity of the voter registration rolls, and the resulting quality of voter services. By placing all Pennsylvania counties on a common software platform:

- Duplicate registrations among county files are presented to county election officials for resolution;
- When registered voters move across county lines, their existing records and voting history are identified to election officials for transfer to the new county of residence;
- External agency transactions that affect voter eligibility from PENNDOT and the Department of Health (DOH) are centrally integrated with SURE and electronically forwarded to county officials; and
- Voter registry maintenance programs operate on a consistent statewide basis to remove "deadwood," keeping the registry up-to-date, protecting against potential voter fraud, and promoting consistency among counties in their data management practices.

### **SURE Implementation**

At the end of 2003, the SURE system was live in 6 counties (Adams, Allegheny, Beaver, Bucks, Butler, and Cumberland), serving as those counties' official record of voter registration. Fifty additional counties would go live prior to the 2004 Primary election. Nine counties are scheduled to go live prior to the November 2004 election (Chester, Clinton, Delaware, Elk, Lackawanna, Lancaster, Northampton, Schuylkill, and York), and the remaining two counties (Montgomery and Philadelphia) will go live by the end of 2004.

PENNDOT "Change of Address" (COA) reports were connected to SURE in January 2003; PennDOT "New Applications" reports were connected to SURE in November 2003. In addition, Department of Health reports of deceased individuals were connected to SURE in February. As a result, counties are now able to enter, maintain or transfer records electronically through SURE. In addition, all "live" counties can check statewide for duplicate registrations in order to eliminate "deadwood" and the possibility of voter fraud.

### **Federal Requirements**

On October 29, 2002, President Bush signed the Help America Vote Act (HAVA), which contains numerous requirements for improving the conduct of elections across the United States. One of these requirements is the establishment of a statewide voter registration system in each state, which must be "single, uniform, official, centralized, interactive computerized statewide voter registration list defined, maintained, and administered at the State level that contains the name and registration information of every legally registered voter in the State and assigns a unique identifier to each legally registered voter in the State..." (Section 303(a)(1)(A)).

Several of HAVA's requirements with regard to voter identification, provisional balloting, and verification of social security and driver's license numbers through PENNDOT will require modifications to the SURE system to implement effectively. These modifications are currently being pursued. Some will be available in SURE

prior to the November 2004 election, and others will be implemented prior to the January 2006 federal deadline.

### **Quality Assurance Review**

During 2003 the Department contracted with a vendor to conduct an in-process quality assurance review of the SURE project, which began on December 2, 2003. The vendor completed this review and a report was issued to the Department on January 30, 2004.

The vendor conducted interviews and onsite reviews, in addition to performing system tests and a functional review of the software. Overall, the quality assurance review found that SURE is largely in compliance with the requirements of the system and that the project should move forward, albeit at a slower pace, for implementation by the end of 2004. As a result of the review, the Department slowed implementation of the project by delaying go-live in 11 counties until after the 2004 Primary election. This delay will allow the Department to implement many of the review's recommendations for further improving the SURE project and the system prior to deployment in the commonwealth's largest counties.

### **Voter Registration Outreach Efforts**

#### **Voter Registration Application on the Department's Website**

In the Department's ongoing effort to provide easier and more widely available voter registration opportunities to the citizens of Pennsylvania, the Department of State continues to provide an approved Voter Registration Application on its website, ([www.dos.state.pa.us](http://www.dos.state.pa.us)) which is available for downloading. A citizen can download, print, complete, sign and send the form to the Voter Registration Office in the county where he or she resides. Since the Voter Registration Application has been available online, approximately 11,000 citizens have downloaded the form from the Department's website.

Citizens are also able to request a Voter Registration Mail Application through the Department's website. 2,454 individuals requested Voter Registration Applications from our website in 2003.

#### **September: Voter Participation and Awareness Month**

The Department of State again celebrated the voter registration and electoral process as September was proclaimed "2003 Voter Participation and Awareness Month."

## **Pennsylvania Voter Hall of Fame**

Administered by the Department of State, the Pennsylvania Voter Hall of Fame program was established to generate awareness and encourage Pennsylvanians to exercise their right to vote.

This program publicly honors Pennsylvanians who have voted in every November Election for 50 consecutive years or more. In turn, the men and women of the Voter Hall of Fame become ambassadors for voter participation, encouraging others to participate in the democratic process.

The Department also maintains a database of inductees, which can be found on its website at [www.dos.state.pa.us](http://www.dos.state.pa.us).

## Appendices

Statistics for the period covered by this report are contained in Appendix I through Appendix VII.

- Appendix I contains voter registration figures by county and political party as of December 31, 2003.
- Appendix II contains a comparison of voter registration totals from 2001-2003 as of the close of registration prior to each November Election. DEM: Democratic Party, REP: Republican Party, INC: Increase in party registration, DEC: Decrease in party registration.
- Appendix III contains data for the various voter registration methods. Total applications include new registrations, changes of address, changes of name or party regardless of whether the application was valid, rejected or a duplicate. Valid applications include only new registration applications, which were accepted by the County Voter Registration Commissions. This appendix includes column charts, one depicting various methods of application from 2001 – 2003, and the other comparing the number of total and valid applications.

### Explanation to Abbreviations

WIC	Women, Infants & Children Nutrition Clinics
Disability Agencies	Blindness & Visual Services (BVS) District Offices BVS Contractors Centers for Independent Living State Mental Retardation Centers State Mental Health Hospitals Office of Vocational Rehabilitation District Offices
AAA	Area Agencies on Aging
County MH/MR Offices	County Mental Health and Mental Retardation Offices
SSHE	Student Disability Services Offices at Universities within the State System of Higher Education
Special Ed Program	Bureau of Special Education
Para-Transits	Para-transit providers
Recrtnmt Centers	Armed Forces Recruitment Centers
PENNDOT COA Transfers	Transferred from other counties due to PENNDOT changes of address


- Appendix IV contains data relative to list maintenance activities in the counties for the period covered by this report. In addition to confirmation mailings and the National Change of Address Program, list maintenance activities include the number

of changes of address received from PENNDOT and processed, the number of address verification notices mailed in accordance with Section 1901 (d)(2) of Act 3 of 2002, the number of five-year notices mailed and the number of responses to these notices, the number of registration files marked inactive at the end of 2003, and the number of active and inactive voter registrations which were canceled. (The "motor voter" litigation settlement agreement permits the counties to send out five-year notices in accordance with Section 1901 (b)(3) of Act 3 of 2002.) In some instances the five-year notices were mailed in the prior calendar year and the responses to the notices received in 2003.

- Appendix V contains data for "motor voter" applications broken down by political party. This information is provided directly from VIISAGE Corporation, the contracted vendor who processes the applications for the Departments of State and Transportation. These statistics relate to the number of individuals who applied to register to vote at a photo license center. Because it is a centralized computer process, statistics can be provided by the political party. Also, the total number of applications as provided by VIISAGE may differ from the counties' total applications received from PENNDOT for a variety of reasons, including not having been received by the counties until the next reporting period.
- Appendix VI contains the number of changes of address received by PENNDOT, which were forwarded to the County Voter Registration Commissions. These numbers differ from the numbers the counties report (Appendix IV) because they include all changes reported to PENNDOT regardless of whether or not the individual was registered.
- Appendix VII depicts a pie chart listing the distribution of the voter registration mail application.



## **APPENDIX I**



COMMONWEALTH OF PENNSYLVANIA  
VOTER REGISTRATION REPORT: POLITICAL PARTY REGISTRATION - DECEMBER 31, 2003

NAME	DEMOCRATIC	REPUBLICAN	LIBERTARIAN	GREEN	OTHERS	TOTAL
ADAMS	16,697	29,344	274	109	6,269	52,713
ALLEGHENY	526,286	244,995	2,543	1,244	78,586	853,654
ARMSTRONG	19,808	18,439	137	28	3,584	42,997
BEAVER	70,356	34,168	246	54	9,837	114,661
BEDFORD	10,758	18,289	69	22	2,142	31,290
BERKS	83,132	91,192	1,589	414	26,220	212,547
BLAIR	24,983	42,488	294	113	7,375	75,231
BRADFORD	10,132	22,410	133	46	3,584	36,305
BUCKS	158,897	199,040	2,920	704	58,823	420,184
BUTLER	39,550	52,048	381	79	10,648	102,704
CAMBRIA	54,419	26,873	197	59	5,385	86,933
CAMERON	1,581	1,834	10	0	267	3,692
CARBON	16,785	13,811	163	45	3,451	34,235
CENTRE	27,113	34,323	476	312	10,874	73,098
CHESTER	85,720	180,233	1,724	456	46,046	294,219
CLARION	9,467	12,065	74	29	1,724	23,359
CLEARFIELD	21,387	21,694	122	33	3,929	47,175
CLINTON	8,837	9,309	87	42	1,755	20,010
COLUMBIA	17,183	17,087	142	61	4,733	39,206
CRAWFORD	22,038	28,825	38	88	4,692	55,681
CUMBERLAND	39,145	75,892	609	228	16,347	132,221
DAUPHIN	57,396	78,243	694	287	17,239	153,859
DELAWARE	114,646	214,473	1,220	413	35,130	365,882
ELK	7,518	10,522	30	36	1,816	19,922
ERIE	85,218	63,749	466	268	14,740	164,441
FAYETTE	60,892	20,064	237	37	5,152	86,382
FOREST	1,154	1,649	4	3	149	2,959
FRANKLIN	22,616	43,674	227	100	8,363	75,180
FULTON	3,230	4,697	27	3	533	8,490
GREENE	16,915	6,039	57	26	1,341	24,378
HUNTINGDON	9,501	18,369	72	53	2,701	28,696
INDIANA	22,338	21,993	159	90	5,238	49,818
JEFFERSON	10,863	14,398	76	18	2,066	27,519
JUNIATA	4,854	7,406	31	10	982	13,083
LACKAWANNA	93,172	44,388	341	219	8,425	148,545
LANCASTER	71,792	189,489	1,258	700	36,913	280,152
LAWRENCE	31,234	20,203	99	31	4,030	55,597
LEBANON	19,144	39,945	346	78	7,453	66,966
LEHIGH	78,476	75,194	957	305	23,971	178,903
LUZERNE	116,013	72,317	558	400	13,653	202,941
LYCOMING	23,209	35,061	218	132	6,708	65,328
MCKEAN	8,089	15,991	109	21	2,518	26,728
MERCER	34,449	29,741	185	86	6,607	71,068
MIFFLIN	9,062	14,130	81	19	2,081	25,353
MONROE	35,975	36,149	558	129	15,189	88,000
MONTGOMERY	188,349	255,784	2,997	711	66,232	514,073
MONTOUR	4,177	5,506	38	22	1,224	10,967
NORTHAMPTON	76,768	82,364	869	345	22,968	163,314
NORTHUMBERLAND	23,553	24,121	143	29	3,671	51,517
PERRY	6,634	16,052	96	29	2,569	25,380
PHILADELPHIA	726,102	189,438	2,547	1,361	63,244	962,692
PIKE	11,682	17,356	112	58	6,071	35,279
POTTER	3,618	7,141	28	15	844	11,646
SCHUYLKILL	34,320	45,913	248	73	7,016	87,570
SNYDER	4,501	12,716	47	35	1,657	18,956
SOMERSET	22,010	24,725	99	39	3,255	50,128
SULLIVAN	1,521	2,488	16	8	308	4,441
SUSQUEHANNA	8,254	15,221	99	50	2,346	25,970
TIOGA	7,330	16,705	83	33	2,192	26,343
UNION	5,435	11,790	73	59	2,449	19,806
VENANGO	12,340	17,882	121	33	3,082	33,258
WARREN	10,378	14,330	77	48	3,025	27,858
WASHINGTON	87,147	44,613	354	91	12,245	144,450
WAYNE	7,859	16,482	102	81	3,210	27,734
WESTMORELAND	137,982	81,143	553	165	21,421	241,264
WYOMING	5,957	11,072	78	17	1,768	18,893
YORK	81,989	125,684	1,393	456	31,541	241,073
PENNSYLVANIA	3,679,916	3,209,775	30,391	11,429	791,414	7,722,925



## APPENDIX II



**COMMONWEALTH OF PENNSYLVANIA  
COMPARISON OF VOTER REGISTRATION TOTALS  
NOVEMBER 2001 - NOVEMBER 2003**

COUNTY	DEMOCRATIC					REPUBLICAN					2YR INC			
	DEM01	DEM02	INCDEC	DEM02	DEM03	INCDEC	2YR INC	REP01	REP02	INCDEC		REP02	REP03	INCDEC
ADAMS	15,925	16,449	3%	18,449	16,599	1%	4%	27,613	28,340	3%	28,340	28,181	3%	3%
ALLEGHENY	568,560	573,886	1%	573,886	523,715	-9%	-8%	264,708	266,698	1%	266,698	243,860	-9%	-8%
ARMSTRONG	20,600	19,959	-3%	19,959	20,023	0%	-3%	19,208	19,034	-1%	19,034	19,580	3%	-9%
BEAVER	73,045	71,617	-2%	71,617	70,413	-2%	-4%	33,374	33,834	1%	33,834	34,224	1%	3%
BEDFORD	10,500	10,771	3%	10,771	10,890	1%	4%	20,171	18,098	-10%	18,098	18,565	3%	-8%
BERKS	94,661	95,153	0%	95,153	92,851	-2%	-2%	92,135	91,732	0%	91,732	90,985	-1%	-1%
BLAIR	25,224	25,424	1%	25,424	25,295	-1%	0%	41,275	41,802	1%	41,802	42,598	2%	3%
BRADFORD	10,375	10,224	-1%	10,224	10,100	-1%	-3%	22,753	22,386	-2%	22,386	22,452	0%	-1%
BUCKS	145,625	155,946	7%	155,946	158,584	2%	9%	195,984	196,950	0%	196,950	199,037	1%	2%
BUTLER	42,516	41,714	-2%	41,714	39,421	-5%	-7%	51,088	52,852	3%	52,852	51,703	-2%	1%
CAMBRIA	57,060	55,823	-3%	55,823	54,408	-2%	-5%	27,515	27,273	-1%	27,273	26,813	-2%	-3%
CAMERON	1,547	1,542	0%	1,542	1,581	3%	3%	1,791	1,809	1%	1,809	1,831	1%	2%
CARBON	16,828	17,133	2%	17,133	16,702	-3%	-1%	13,949	14,111	1%	14,111	13,759	-2%	-1%
CENTRE	33,215	28,677	-18%	28,677	27,091	-6%	-18%	40,180	35,778	-11%	35,778	34,319	-4%	-15%
CHESTER	82,428	83,383	1%	83,383	85,074	2%	3%	157,181	158,348	1%	158,348	158,688	1%	2%
CLARION	9,412	9,531	1%	9,531	9,540	0%	1%	11,734	11,902	1%	11,902	12,095	2%	3%
CLEARFIELD	20,778	21,106	2%	21,106	21,323	1%	3%	20,885	21,400	2%	21,400	21,560	1%	3%
CLINTON	8,911	8,282	4%	9,282	9,540	3%	7%	9,774	10,042	3%	10,042	10,222	2%	5%
COLUMBIA	16,717	16,947	1%	16,947	17,108	1%	2%	16,079	16,582	3%	16,582	16,848	2%	5%
CRAWFORD	20,660	21,266	3%	21,266	21,945	3%	6%	28,273	28,868	1%	28,868	28,861	1%	2%
CUMBERLAND	39,060	38,402	-2%	38,402	39,214	2%	0%	73,362	74,873	2%	74,873	76,128	2%	4%
DAUPHIN	58,138	55,280	-7%	55,280	56,820	3%	-4%	75,344	76,813	2%	76,813	77,981	1%	3%
DELAWARE	110,104	112,759	2%	112,759	113,778	1%	3%	218,630	218,883	-1%	218,883	212,023	-2%	-3%
ELK	10,409	10,468	1%	10,468	10,540	1%	1%	7,358	7,384	0%	7,384	7,507	2%	2%
ERIE	89,994	89,248	-1%	89,248	84,918	-5%	-6%	68,016	66,198	-3%	66,198	63,875	-4%	-6%
FAYETTE	60,069	60,769	1%	60,769	61,053	0%	2%	18,911	19,320	2%	19,320	20,026	4%	6%
FORBES	1,170	1,158	-1%	1,158	1,148	-1%	-2%	1,670	1,685	0%	1,685	1,653	-1%	-1%
FRANKLIN	22,387	22,280	0%	22,280	22,513	1%	1%	41,454	42,374	2%	42,374	43,817	3%	5%
FULTON	3,286	3,239	-1%	3,239	2,888	-8%	-9%	4,356	4,542	4%	4,542	4,425	-3%	2%
GREENE	16,774	16,781	0%	16,781	16,874	1%	1%	5,871	5,939	1%	5,939	6,039	2%	3%
HUNTINGDON	8,841	8,258	3%	8,258	9,444	2%	6%	15,625	15,881	2%	15,881	16,308	2%	4%
INDIANA	21,670	22,106	2%	22,106	22,324	1%	3%	21,060	21,559	2%	21,559	21,894	2%	4%

**COMMONWEALTH OF PENNSYLVANIA  
COMPARISON OF VOTER REGISTRATION TOTALS  
NOVEMBER 2001 - NOVEMBER 2003**

COUNTY	DEMOCRATIC				REPUBLICAN					
	DEM01	DEM02	DEM03	INCDEC	2YR INC	REP01	REP02	REP03	INCDEC	2YR INC
LACKAWANNA	92,065	93,127	93,238	0%	1%	45,060	44,365	44,520	0%	-1%
LANCASTER	67,932	69,888	71,295	2%	5%	167,015	167,324	168,886	1%	1%
LAWRENCE	31,709	31,395	31,185	-1%	-2%	19,768	20,131	20,088	0%	2%
LEBANON	20,073	18,674	18,031	-7%	-5%	39,885	39,142	39,876	2%	0%
LEHIGH	84,391	87,533	79,342	-9%	-6%	81,750	82,534	76,317	-8%	-7%
LUZERNE	111,902	113,012	116,013	3%	4%	71,061	70,857	72,317	2%	2%
LYCOMING	23,405	23,537	23,186	-1%	-1%	35,043	35,122	35,015	0%	0%
MCKEAN	8,088	8,042	8,088	1%	0%	15,897	15,991	16,015	1%	1%
MERCER	36,130	36,293	34,434	-5%	-5%	30,502	30,738	28,770	-3%	-2%
MIFFLIN	8,962	9,095	9,057	0%	1%	13,707	13,828	14,109	2%	3%
MONROE	31,716	34,104	35,992	6%	13%	33,885	35,072	36,114	3%	7%
MONTGOMERY	173,503	183,186	187,500	2%	8%	259,553	256,214	255,975	0%	-1%
MONTOUR	3,959	4,066	4,156	2%	5%	5,232	5,345	5,467	2%	4%
NORTHAMPTON	78,941	81,782	72,766	-11%	-8%	64,511	66,054	59,538	-10%	-8%
NORTHUMBERLAND	23,829	23,311	23,513	1%	-1%	23,364	23,723	24,014	1%	3%
PERRY	6,709	6,617	6,643	0%	-1%	15,707	15,675	16,068	3%	2%
PHILADELPHIA	760,315	762,935	722,755	-5%	-5%	190,924	188,061	188,361	-10%	-11%
PIKE	9,843	10,884	11,506	6%	16%	15,944	16,374	17,178	5%	8%
POTTER	3,644	3,664	3,627	-1%	0%	7,148	7,292	7,185	-1%	1%
SCHUYLKILL	34,655	34,938	34,147	-2%	-1%	46,597	46,598	45,894	-2%	-2%
SNYDER	4,458	4,609	4,505	-2%	1%	12,924	12,992	12,705	-2%	-2%
SOMERSET	21,770	21,943	21,884	0%	1%	24,584	24,434	24,860	1%	0%
SULLIVAN	1,712	1,615	1,627	1%	-5%	2,529	2,470	2,483	1%	-1%
SUSQUEHANNA	6,273	6,137	6,217	1%	-1%	15,394	15,175	15,203	0%	-1%
TIOGA	7,178	7,275	7,300	0%	2%	16,677	16,580	16,714	1%	0%
UNION	5,123	5,243	5,323	2%	4%	11,388	11,510	11,261	-2%	-1%
VERMANGO	12,728	12,490	12,369	-1%	-3%	17,381	17,578	17,745	1%	2%
WARREN	10,464	10,602	10,360	-2%	-1%	14,438	14,553	14,362	-1%	0%
WASHINGTON	85,898	86,312	86,896	1%	1%	41,925	43,094	44,188	3%	5%
WAYNE	7,750	7,954	7,845	-1%	1%	16,523	16,665	16,538	-1%	0%
WESTMORELAND	141,652	138,857	137,981	-1%	-3%	76,811	78,851	80,523	2%	5%
WYOMING	5,686	5,836	5,943	2%	4%	11,065	11,058	11,101	0%	0%
YORK	78,664	78,382	81,754	4%	4%	120,521	117,819	125,228	6%	4%
PENNSYLVANIA	3,736,304	3,768,316	3,669,196	97%	-2%	3,233,171	3,235,172	3,188,262	-1%	-1%



## **APPENDIX III**



COMMONWEALTH OF PENNSYLVANIA  
VOTER REGISTRATION REPORT: JANUARY - DECEMBER, 2003  
TOTAL APPLICATIONS

COUNTY	IN PERSON	PENN DOT	MAIL	VR DRIVERS	AGENCY A	AGENCY B	AGENCY C	AGENCY D	AGENCY E	AGENCY F	AGENCY G	AGENCY H	AGENCY I	AGENCY J	AGENCY K	AGENCY L	AGENCY M	AGENCY N	AGENCY O	AGENCY P	AGENCY TOTAL	REGISTRY CENTERS	PENNDOT DR TRANSFERS	TOTAL
ADAMS	182	1,881	493	43	0	11	8	0	0	0	0	0	0	0	0	0	0	0	0	18	38	0	6	2,732
ALLEGHENY	3,341	17,083	12,911	4,684	23	58	397	327	18	0	0	0	0	0	0	0	0	0	0	0	814	6	4,200	43,018
ARMSTRONG	341	1,306	653	0	3	0	0	1	0	0	0	0	0	0	0	0	0	0	0	0	0	4	542	2,856
BEAVER	323	3,142	1,115	0	11	1	34	3	0	0	0	0	0	0	0	0	0	0	0	52	101	4	855	5,540
BEDFORD	533	1,116	1,464	0	0	0	0	0	0	0	0	0	0	0	0	0	0	0	0	0	0	0	281	3,374
BERKS	540	7,387	5,118	1,462	23	11	41	41	8	38	0	0	0	0	0	0	0	0	0	18	181	12	2,627	17,328
BLAIR	395	2,884	1,094	385	102	19	83	0	3	0	0	0	0	0	0	0	0	0	0	1	208	0	542	5,288
BRADFORD	286	1,273	442	355	15	0	32	0	2	6	0	0	0	0	0	0	0	0	0	0	55	0	247	2,858
BUCKS	1,537	19,088	4,288	50	8	1	19	217	1	1	0	0	0	0	0	0	0	0	0	93	340	8	3,280	28,588
BUTLER	111	2,832	1,418	0	2	0	15	4	0	0	0	0	0	0	0	0	0	0	0	21	42	0	168	4,568
CAMBRIA	734	2,458	1,000	0	22	1	40	3	1	2	1	0	0	0	0	0	0	0	0	7	77	3	725	4,897
CAMERON	48	91	19	0	0	0	2	0	0	0	0	0	0	0	0	0	0	0	0	0	2	0	37	197
CARBON	403	1,386	950	31	1	3	8	2	0	0	0	0	0	0	0	0	0	0	0	0	15	10	688	3,501
CENTRE	131	3,280	1,838	501	4	4	7	13	3	0	0	0	0	0	0	0	0	0	0	0	31	2	1,248	7,028
CHESTER	388	12,271	6,088	525	32	0	3	14	0	0	0	0	0	0	0	0	0	0	0	1	50	4	4,993	24,287
CLARION	337	781	467	47	5	0	6	12	1	0	0	0	0	0	0	0	0	0	0	0	24	0	247	1,883
CLEARFIELD	558	2,035	1,223	688	8	0	23	1	7	1	0	0	0	0	0	0	0	0	0	0	40	1	471	4,994
CLINTON	710	2,041	543	0	11	8	15	6	0	0	0	0	0	0	0	0	0	0	0	0	38	0	347	3,880
COLUMBIA	102	887	488	484	1	1	21	2	1	17	0	0	0	0	0	0	0	0	0	0	43	1	458	2,484
CRAWFORD	373	1,871	702	623	38	10	34	8	3	9	1	0	0	0	0	0	0	0	0	0	103	1	288	3,882
CUMBERLAND	167	4,326	1,973	70	33	4	27	24	0	0	0	0	0	0	0	0	0	0	0	88	176	0	1,431	8,043
DAUPHIN	928	16,141	3,218	1,088	30	3	126	104	5	0	0	0	0	0	0	0	0	0	0	0	288	0	3,083	24,714
DELAWARE	470	11,886	12,861	1,842	88	18	3	17	2	0	0	0	0	0	0	0	0	0	0	0	138	20	5,302	32,527
ELK	111	509	338	103	1	3	13	0	0	11	0	0	0	0	0	0	0	0	0	0	29	15	176	1,281
ERIE	1,788	6,391	3,251	0	157	0	25	0	0	107	0	0	0	0	0	0	0	0	0	0	289	0	780	12,488
FAYETTE	72	2,355	1,613	378	1	1	2	0	0	0	0	0	0	0	0	0	0	0	0	0	4	1	588	5,018
FOREST	80	102	62	0	0	0	0	0	0	0	0	0	0	0	0	0	0	0	0	0	2	0	81	327
FRANKLIN	825	3,188	831	0	33	9	9	18	11	11	0	0	0	0	0	0	0	0	0	0	93	2	755	6,704
FULTON	148	342	178	0	3	1	10	0	3	0	0	0	0	0	0	0	0	0	0	1	12	0	88	770
GREENE	281	865	410	76	0	1	1	2	0	0	0	0	0	0	0	0	0	0	0	0	4	0	182	1,788
HUNTINGDON	688	2,369	373	313	8	0	5	0	2	0	0	0	0	0	0	0	0	0	0	0	15	0	712	4,470
INDIANA	377	1,581	720	1,127	3	2	34	0	0	0	0	0	0	0	0	0	0	0	0	0	41	2	532	4,380
JEFFERSON	166	728	565	278	7	1	77	14	0	0	0	0	0	0	0	0	0	0	0	0	98	0	348	2,178
JUNIATA	444	374	484	0	3	0	4	0	0	0	0	0	0	0	0	0	0	0	0	0	7	0	154	1,443



COMMONWEALTH OF PENNSYLVANIA  
 VOTER REGISTRATION REPORT: JANUARY - DECEMBER, 2003  
 NUMBER OF VALID APPLICATIONS (NEW REGISTRATIONS)

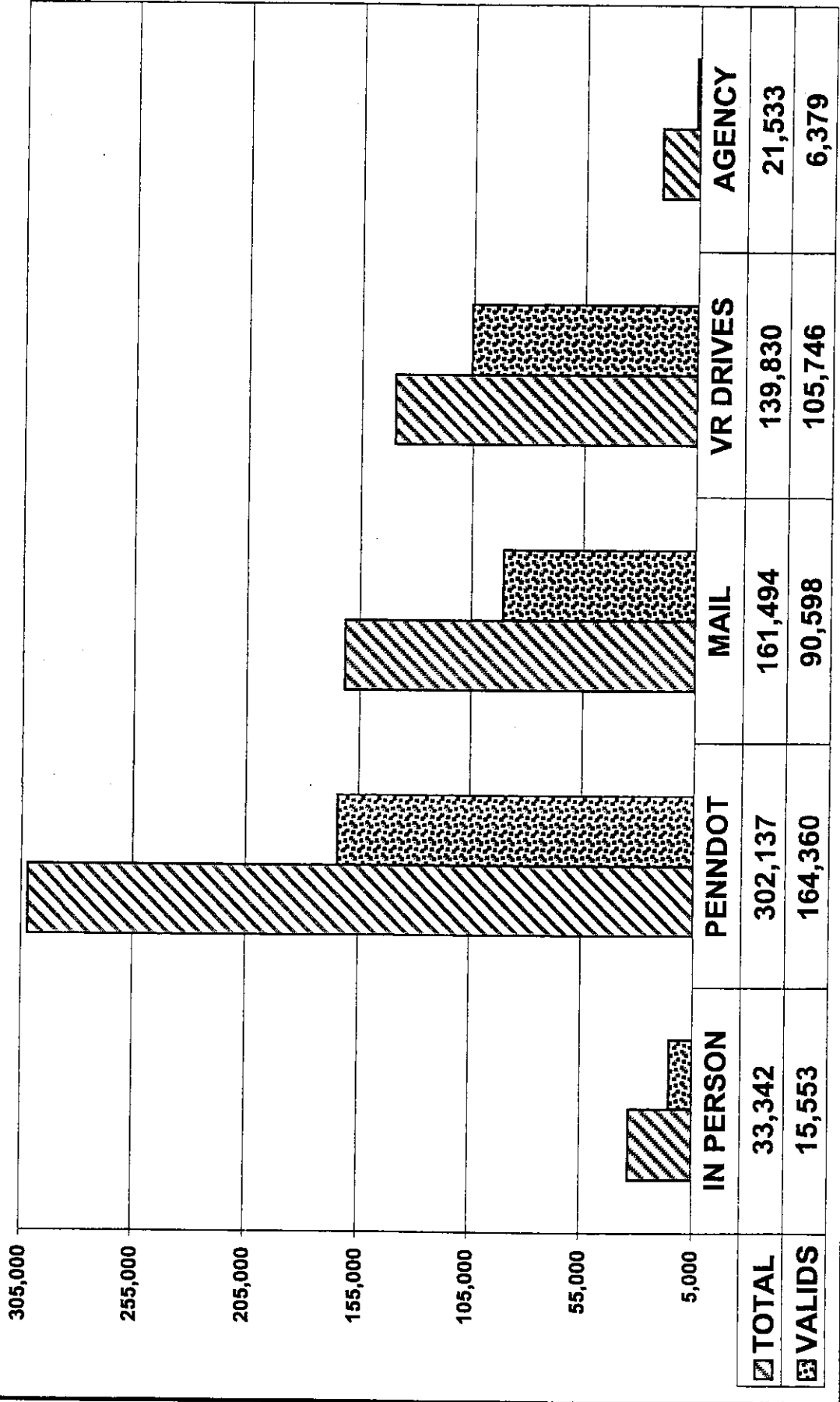
COUNTY	# PERSON	PENIN DOT	MAIL	VR QUEUES	AGENCY A	AGENCY B	AGENCY C	AGENCY D	AGENCY E	AGENCY F	AGENCY G	AGENCY H	AGENCY I	AGENCY J	AGENCY K	AGENCY L	AGENCY M	AGENCY TOTAL	COURT CENTERS	PENINOT CDM TRANSFERS	TOTAL
ADAMS	162	1,903	489	43	0	0	11	0	0	0	0	0	0	0	0	19	30	0	0	5	2,632
ALLEGHENY	1,528	8,006	5,071	4,397	12	29	206	327	0	1	0	0	0	0	0	0	597	5	3,032	23,627	
ARMSTRONG	151	893	415	0	0	0	0	0	0	0	0	0	0	0	0	0	0	0	3	420	1,872
BEAVER	282	2,339	1,002	0	0	0	33	0	0	0	0	0	0	0	0	51	84	0	2	728	4,448
BEDFORD	174	627	368	0	0	0	0	0	0	0	0	0	0	0	0	0	0	0	0	233	1,402
BERKS	231	3,972	2,480	685	2	3	21	14	4	1	8	53	102	0	1	8	53	4	4	2,137	8,562
BLAIR	98	1,409	462	184	50	8	41	0	2	0	0	0	0	0	1	1	102	0	0	455	2,711
BRADFORD	118	688	237	232	8	0	21	0	1	3	0	0	0	0	0	0	34	0	0	178	1,467
BUCKS	1,365	9,538	3,660	33	7	1	18	120	1	0	0	0	0	0	88	235	0	1	2,881	17,733	
BUTLER	107	2,549	1,368	0	0	0	14	0	0	0	0	0	0	0	19	33	0	0	180	4,217	
CAMBRIA	261	1,351	803	0	16	0	36	1	0	2	1	0	0	0	3	58	0	3	609	3,086	
CAMERON	36	58	17	0	0	0	2	0	0	0	0	0	0	0	0	0	2	0	29	140	
CARBON	164	906	522	27	1	2	7	2	0	0	0	0	0	0	0	0	12	0	617	2,256	
CENTRE	30	2,052	1,236	412	3	4	5	4	1	0	0	0	0	0	0	0	17	0	2	858	4,707
CHESTER	155	7,541	3,479	394	26	0	3	11	0	0	0	0	0	0	1	41	0	1	3	4,188	15,782
CLARION	141	400	204	11	6	0	5	10	1	0	0	0	0	0	0	0	22	0	0	218	986
CLEARFIELD	121	927	600	158	7	5	15	0	3	0	0	0	0	0	0	0	30	0	0	541	2,277
CLINTON	207	403	214	0	7	6	9	5	0	0	0	0	0	0	0	0	27	0	238	1,090	
COLUMBIA	96	749	447	478	1	1	21	2	1	16	0	0	0	0	0	0	42	1	422	2,235	
CRAWFORD	354	1,483	858	577	34	9	37	1	2	5	0	0	0	0	0	0	89	0	1	403	3,565
CUMBERLAND	152	3,205	1,886	64	0	0	24	0	0	0	0	0	0	0	79	103	0	0	1,239	6,449	
DAUPHIN	403	4,779	1,706	42	11	2	91	33	3	0	0	0	0	0	0	140	0	0	2,822	9,692	
DELAWARE	284	7,216	6,019	1,364	84	14	2	14	1	0	0	0	0	0	0	115	18	18	4,577	21,593	
ELK	64	298	215	92	1	2	6	0	0	8	0	0	0	0	0	1	18	13	137	838	
ERIE	687	3,138	1,856	0	75	0	12	0	0	0	0	0	0	0	0	89	108	108	373	6,062	
FAYETTE	22	1,187	785	341	1	1	1	0	0	0	0	0	0	0	0	0	3	1	496	2,845	
FOREST	52	78	43	0	0	0	0	0	0	0	0	0	0	0	0	0	1	0	71	245	
FRANKLIN	518	2,281	537	0	24	5	4	12	1	1	0	0	0	0	2	50	2	2	642	4,030	
FULTON	83	197	86	0	4	1	6	0	0	0	0	0	0	0	0	1	12	0	69	447	
GREENE	135	458	228	41	0	1	1	1	0	0	0	0	0	0	0	0	3	0	146	1,011	
HUNTINGDON	81	341	212	78	6	0	2	0	0	0	0	0	0	0	0	0	8	0	217	948	
INDIANA	187	837	439	412	2	2	22	0	0	0	0	0	0	0	2	28	0	2	428	2,311	
JEFFERSON	60	411	316	214	4	1	41	10	0	0	0	0	0	0	0	0	56	0	298	1,355	
JUNIATA	196	156	134	0	1	0	3	0	0	0	0	0	0	0	0	0	4	0	125	615	

COMMONWEALTH OF PENNSYLVANIA  
 VOTER REGISTRATION REPORT: JANUARY - DECEMBER, 2003  
 NUMBER OF VALID APPLICATIONS (NEW REGISTRATIONS)

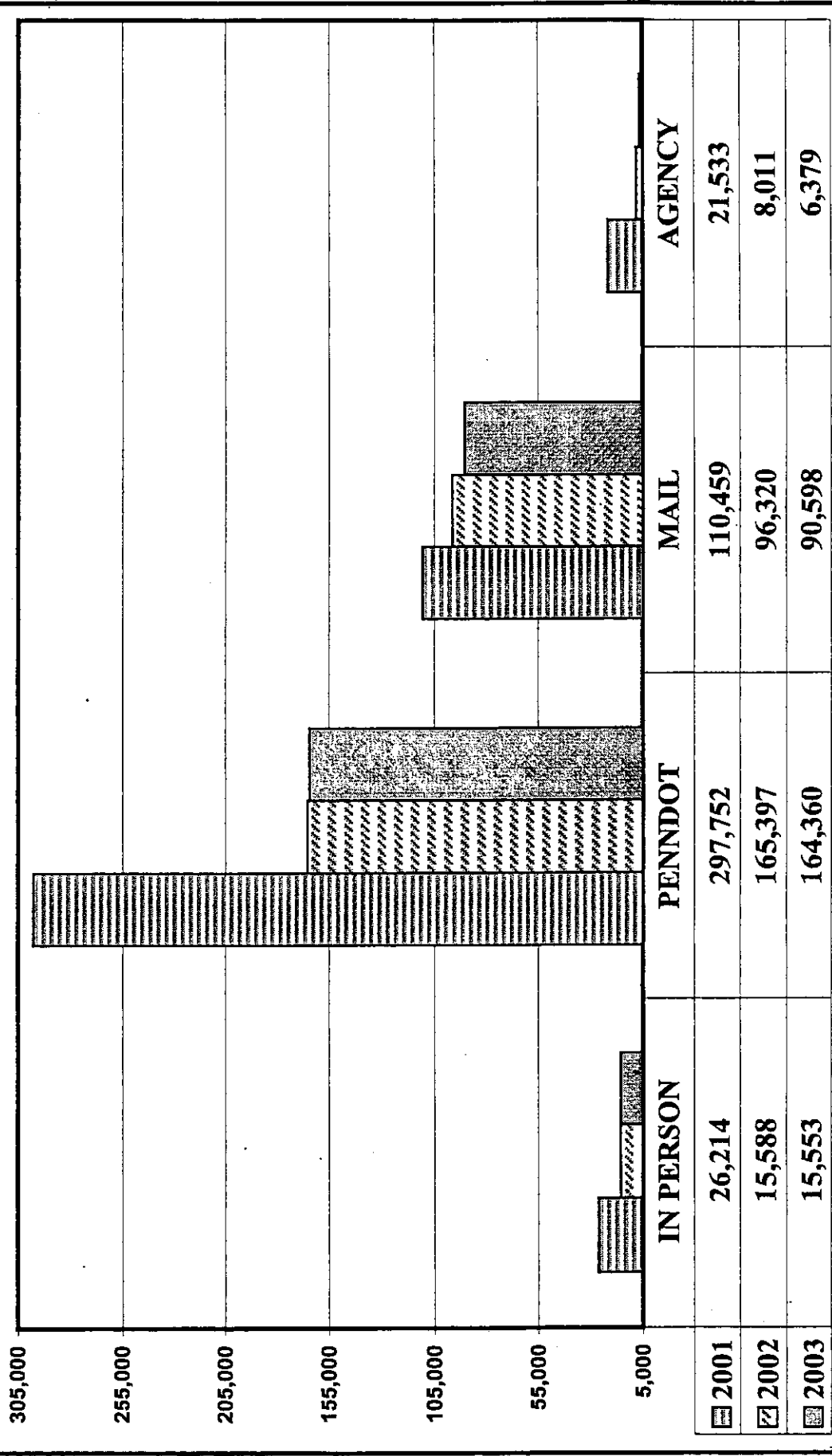
A

LACKAWANNA	817	1,982	1,120	17	8	1	88	21	0	0	0	0	0	0	0	0	118	0	646	4,800
LANCASTER	171	6,254	2,709	709	160	20	35	53	1	0	0	0	0	0	0	0	289	21	2,642	12,775
LAWRENCE	78	1,598	747	0	0	1	7	3	0	0	0	0	0	0	0	0	11	0	203	2,637
LEBANON	188	1,673	608	146	2	1	11	6	3	0	0	0	0	0	0	0	24	0	1,118	3,797
LEHIGH	165	5,898	2,283	462	5	2	72	0	6	30	0	0	0	0	0	0	116	7	2,614	11,546
LUZERNE	203	2,956	2,448	984	14	0	27	177	0	0	0	0	0	0	0	0	218	0	1,154	7,963
LYCOMING	163	1,492	495	208	39	8	90	0	4	0	0	0	0	0	0	0	141	5	0	2,494
MCKEAN	288	501	238	7	4	0	1	2	2	5	0	0	0	0	0	0	14	0	134	1,183
MERCER	275	1,208	737	3	0	0	59	6	0	20	0	0	0	0	0	0	85	1	431	2,740
MIFFLIN	286	335	212	11	0	0	4	1	0	0	0	0	0	0	0	0	5	0	188	1,047
MONROE	217	3,980	818	446	0	8	52	0	0	0	0	0	0	0	0	0	60	1	711	6,214
MONTGOMERY	250	10,752	5,417	835	30	12	491	87	2	3	0	0	0	0	0	0	625	0	7,347	25,326
MONTOUR	84	183	93	0	1	0	5	0	0	3	1	0	0	0	0	0	10	0	121	491
NORTHAMPTON	273	5,513	2,259	426	2	4	85	1	0	0	0	0	0	0	0	0	93	0	1,715	10,279
NORTHUMBERLAND	40	827	473	200	0	0	2	0	0	2	0	0	0	0	0	0	4	0	630	2,274
PERRY	53	472	162	210	4	1	9	1	1	0	0	0	0	0	0	0	15	0	446	1,358
PHILADELPHIA	1,149	23,310	20,122	86,830	194	128	1,098	54	61	0	1	0	0	0	0	0	1,768	0	4,883	140,162
PIKE	227	1,801	420	38	2	1	6	0	0	0	0	0	0	0	0	0	16	0	232	2,827
POTTER	63	184	74	48	1	0	3	0	0	0	0	0	0	0	0	0	5	0	121	493
SCHUYLKILL	25	1,118	641	426	1	4	21	4	1	1	0	0	0	0	0	0	32	4	457	2,701
SNYDER	10	342	166	15	0	0	7	0	0	1	1	0	0	0	0	0	9	3	235	780
SOMERSET	60	633	498	105	3	0	23	19	0	0	0	0	0	0	0	0	45	4	368	1,711
SULLIVAN	35	64	61	0	0	0	0	0	0	0	0	0	0	0	0	0	0	0	67	228
SUSQUEHANNA	302	646	399	0	9	2	19	2	1	0	0	0	0	0	0	0	33	0	231	1,611
TIOGA	0	514	316	146	7	0	6	2	0	0	0	0	0	0	0	0	15	0	221	1,212
UNION	111	474	203	0	0	0	22	0	0	0	0	0	0	0	0	0	22	0	300	1,110
VENANGO	97	728	284	151	18	1	20	30	4	3	0	0	0	0	0	0	76	0	303	1,639
WARREN	342	808	336	0	0	12	55	6	2	1	0	0	0	0	0	0	76	0	150	1,713
WASHINGTON	117	2,411	1,255	276	8	4	12	15	0	0	0	0	0	0	0	0	39	17	1,044	5,159
WAYNE	110	882	355	148	23	1	14	4	5	0	0	0	0	0	0	0	47	1	310	1,953
WESTMORELAND	43	4,208	2,853	0	11	2	1	13	0	11	0	0	0	0	0	0	38	14	1,914	9,070
WYOMING	116	331	155	0	0	0	0	0	0	0	0	0	0	0	0	0	0	0	227	829
YORK	398	6,748	1,695	421	34	12	65	81	0	0	1	0	0	0	0	0	163	0	2,100	11,718
PENNSYLVANIA	15,553	184,360	90,588	105,746	974	323	3,131	1,155	128	129	5	31	503	257	63,134	448,027	5,378	257	63,134	448,027

TOTAL AND VALID VOTER REGISTRATION APPLICATIONS 2003



VALID VOTER REGISTRATION APPLICATIONS 2001 - 2003





## **APPENDIX IV**



COMMONWEALTH OF PENNSYLVANIA  
 VOTER REGISTRATION REPORT: JANUARY - DECEMBER, 2003  
 VOTER REGISTRATION LIST MAINTENANCE ACTIVITY

NAME	ADDRESS VERIFICATION				MANDATED VOTER REMOVAL PROGRAMS				MARKETED VOTER REMOVAL PROGRAMS				
	NOTICES MAILED	RESPONSES	NOTICES MAILED	RECONFIRMED	NOTICES MAILED	REMOVED BY INDIVIDUAL	REMOVED BY POST OFFICE	MARKED INACTIVE	NOTICES MAILED	REMOVED BY INDIVIDUAL	REMOVED BY POST OFFICE	MARKED INACTIVE	CANCELLED
ADAMS	888	0	0	0	0	0	0	0	3	0	0	0	0
ALLEGHENY	27	0	0	2	0	0	0	0	0	0	0	0	0
ARMSTRONG	22	8	0	0	0	0	0	0	895	360	334	97	245
BEAVER	1,640	0	3	0	0	0	0	0	0	0	0	0	0
BEDFORD	8	0	0	0	0	0	0	0	2,154	15	1,384	1,375	24
BERKS	2,287	397	0	0	0	0	0	0	3,868	661	1,078	2,455	378
BLAIR	38	8	0	0	0	0	0	0	871	203	365	24	82
BRADFORD	61	15	0	0	0	0	0	0	1,011	331	138	526	119
BUCKS	2,870	77	0	0	0	0	0	0	6,016	1,389	1,234	3,820	607
BUTLER	2,141	0	0	0	0	0	0	0	0	0	0	0	0
CAMBRIA	49	28	83,138	561	2,554	0	175	0	0	0	0	0	0
CAMERON	233	4	0	0	0	0	0	0	0	0	0	0	0
CARBON	94	43	0	0	0	0	0	0	0	0	0	0	0
CENTRE	3,566	2,282	0	0	0	0	0	0	523	90	168	433	43
CHESTER	8,154	1,666	235,990	4,328	9,078	0	116	0	0	0	0	0	0
CLARION	3	44	0	0	0	0	0	0	1,842	512	815	578	286
CLEARFIELD	3,823	177	46,472	2,777	53	19	0	0	0	0	0	0	0
CLINTON	8	1	0	0	0	0	0	0	0	0	0	0	0
COLUMBIA	536	241	0	0	0	0	0	0	1,074	560	329	91	151
CRAWFORD	0	0	0	0	0	0	0	0	0	0	0	0	0
CUMBERLAND	3,140	3	0	0	0	0	0	0	0	0	0	0	0
DAUPHIN	0	0	0	0	0	0	0	0	0	0	0	0	0
DELAWARE	1,111	382	728,354	4,475	8,077	10,079	2,968	0	0	0	0	0	0
ELK	221	8	119,488	1,190	221	8	0	0	0	0	0	0	0
ERIE	371	110	0	0	0	0	0	0	7,586	2,185	1,062	877	2,519
FAYETTE	42	10	0	0	0	0	0	0	0	0	0	0	0
FOREST	49	4	3,040	23	18	0	28	0	0	0	0	0	0
FRANKLIN	0	0	0	0	0	0	0	0	2,632	843	356	0	247
FULTON	8	3	0	0	0	0	0	0	0	0	0	0	0
GREENE	14	2	0	0	0	0	0	0	527	124	246	180	31
HUNTINGDON	1,423	1,443	0	0	0	0	0	0	874	67	424	158	1
INDIANA	0	0	0	0	0	0	0	0	1,268	517	153	77	220
JEFFERSON	37	4	0	0	0	0	0	0	779	288	121	378	0
JUNIATA	7	109	12,416	187	100	80	34	0	0	0	0	0	0

COMMONWEALTH OF PENNSYLVANIA  
 VOTER REGISTRATION REPORT: JANUARY - DECEMBER, 2003  
 VOTER REGISTRATION LIST MAINTENANCE ACTIVITY

NAME	ADDRESS VERIFICATION				MAINTAINED VOTER REGISTRATION PROGRAMS				MANDATED VOTER REGISTRATION PROGRAMS				
	NOTICES MAILED	RESPONSES	NOTICES MAILED	RETURNED BY INDIVIDUAL	MAINTAINED BY POST OFFICE	MAINTAINED BY INDIVIDUAL	NOTICES MAILED	RETURNED BY INDIVIDUAL	RETURNED BY POST OFFICE	MAINTAINED BY INDIVIDUAL	MAINTAINED BY POST OFFICE	MAINTAINED BY INDIVIDUAL	MAINTAINED BY POST OFFICE
LACKAWANNA	66	23	0	0	0	0	2,509	703	480	0	0	345	0
LANCASTER	2,618	151	0	0	0	0	6,546	1,927	2,782	0	0	323	0
LAWRENCE	0	0	0	0	0	0	0	0	0	0	0	0	0
LEBANON	734	257	0	0	0	0	1,388	274	63	0	0	612	79
LEHIGH	2,687	10	0	0	0	0	5,578	1,033	3,135	0	0	1,485	618
LUZERNE	9,213	301	0	0	0	0	0	67	0	0	0	0	67
LYCOMING	146	48	0	0	0	0	2,532	333	484	0	0	120	49
MCKEAN	7	2	0	0	0	0	0	0	0	0	0	0	0
MERCER	38	0	0	0	0	0	0	0	0	0	0	0	0
MIFFLIN	43	15	0	0	0	0	0	0	0	0	0	0	0
MONROE	237	17	0	0	0	0	2,303	302	824	0	0	739	208
MONTGOMERY	29,887	2,611	0	0	0	0	0	237	304	0	0	1,929	1,963
MONTGOMERY	3	0	0	0	0	0	0	0	0	0	0	0	0
NORTHAMPTON	176	17	0	44	0	0	3,649	554	1,027	0	0	1,238	168
NORTHUMBERLAND	689	14	0	0	0	0	0	0	0	0	0	0	0
PERRY	1,182	11	0	0	0	0	0	0	0	0	0	0	0
PHILADELPHIA	23,795	446	0	0	0	0	63,598	5,978	4,921	0	0	0	0
PIKE	5	5	874	173	410	0	0	0	0	0	0	0	0
POTTER	3	11	23,052	209	280	0	53	0	0	0	0	0	0
SCHUYLKILL	4,802	209	0	0	0	0	3,407	741	1,288	0	0	1,388	360
SNYDER	279	76	0	0	0	0	323	70	110	0	0	0	29
SOMERSET	0	1	0	0	0	0	0	0	0	0	0	0	0
SULLIVAN	122	25	0	0	0	0	0	0	0	0	0	0	0
SUSQUEHANNA	18	4	0	0	0	0	485	124	20	0	0	0	67
TIOGA	98	22	0	0	0	0	813	409	100	0	0	18	75
UNION	8	1	127	0	21	0	0	0	0	0	0	0	0
VENANGO	0	0	0	0	0	0	1,980	484	383	0	0	0	0
WARREN	261	0	0	0	0	0	0	0	0	0	0	0	1,708
WASHINGTON	0	0	0	0	0	0	2,587	0	0	0	0	0	0
WAYNE	1,044	64	0	0	0	0	1,913	658	134	0	0	268	287
WESTMORELAND	103	0	0	0	0	0	3,907	1,233	1,129	0	0	229	366
WYOMING	712	32	0	0	0	0	799	6	19	0	0	0	39
YORK	89	5	0	0	0	0	11,784	3,266	4,126	0	0	530	0
PENNSYLVANIA	111,375	11,458	1,253,065	13,868	20,813	10,186	150,034	26,874	29,345	18,977	12,243	0	0

COMMONWEALTH OF PENNSYLVANIA  
 VOTER REGISTRATION LIST MAINTENANCE ACTIVITY  
 FIVE YEAR NOTICE AND PENNDOT CHANGES OF ADDRESS

NAME	FIVE YEAR NOTICES					TRANSMITTALS TO OTHER COUNTIES		
	NUMBER OF NOTICES MAILED	RECIPIENTS WHO VOTED	RECIPIENTS WHO RESPONDED	RE REGISTERED WITHIN COUNTY	CANCELED BUT RE-REGISTERED	TOTAL FILES MARKED INACTIVE	PENNDOT C OF A	NOTICE OF CANCELLATION
ADAMS	0	0	0	0	0	0	0	0
ALLEGHENY	0	0	457	617	0	4,146	0	0
ARMSTRONG	951	0	0	0	0	53,468	3,301	0
BEAVER	0	0	0	0	0	1,475	500	452
BEDFORD	0	0	0	0	0	14,201	0	0
BERKS	0	0	0	0	0	2,723	244	0
BLAIR	0	0	0	0	0	14,798	1,805	116
BRADFORD	0	0	0	0	0	516	688	35
BUCKS	6,034	44	265	503	0	1,295	309	309
BUTLER	0	0	0	0	0	60,203	2,703	281
CAMBRIA	0	0	0	0	0	6,711	0	0
CAMERON	0	0	0	0	0	3,954	798	23
CARBON	737	426	246	0	0	0	9	0
CENTRE	4,140	824	358	221	5	2,430	563	27
CHESTER	0	0	0	0	0	5,900	1,680	333
CLARION	0	0	0	0	0	50,998	3,927	399
CLEARFIELD	0	0	0	0	0	1,983	351	38
CLINTON	1,755	72	687	546	0	1,318	623	37
COLUMBIA	0	0	0	0	0	2,640	314	31
CRAWFORD	0	0	0	0	0	2,028	10	161
CUMBERLAND	0	0	0	0	0	0	265	30
DAUPHIN	0	0	0	0	0	17,055	0	0
DELAWARE	9,000	0	870	163	0	0	3,855	0
ELK	0	0	0	0	0	90,173	11,120	321
ERIE	3,109	0	0	696	2	2,116	195	0
FAYETTE	0	0	0	0	406	8,941	855	855
FOREST	100	0	0	0	0	798	680	111
FRANKLIN	0	0	0	0	0	351	48	1
FULTON	0	0	0	0	0	2,428	548	0
GREENE	0	0	0	0	0	549	112	78
HUNTINGDON	0	0	0	0	0	894	268	60
INDIANA	0	0	0	0	0	3,958	406	234
JEFFERSON	0	0	0	0	0	758	448	42
JUNIATA	0	0	0	0	0	1,995	640	12
						1,437	185	37

**COMMONWEALTH OF PENNSYLVANIA  
VOTER REGISTRATION LIST MAINTENANCE ACTIVITY  
FIVE YEAR NOTICE AND PENNDOT CHANGES OF ADDRESS**

NAME	NUMBER OF NOTICES MAILED	FIVE YEAR NOTICES				RE-REGISTERED WITHIN COUNTY	CANCELED BUT RE-REGISTERED	TOTAL FILES MARKED INACTIVE	PENNDOT C OF A	NOTICE OF CANCELLATION
		RECIPIENTS WHO RESPONDED	RECIPIENTS WHO RESPONDED	RECIPIENTS WHO RESPONDED	RECIPIENTS WHO RESPONDED					
LACKAWANNA	0	0	0	0	0	0	4,448	861	145	
LANCASTER	0	0	0	0	0	0	27,295	0	0	
LAWRENCE	0	0	0	0	0	0	1,187	839	214	
LEBANON	1,710	0	675	59	3	3	1,894	792	48	
LEHIGH	3,684	18	361	27	24	24	11,802	2,663	87	
LUZERNE	0	0	0	0	0	0	0	151	55	
LYCOMING	0	0	0	0	0	0	1,506	850	582	
MCKEAN	574	26	464	10	0	0	1,900	213	11	
MERCER	0	0	0	0	0	0	5,078	664	72	
MIFFLIN	0	0	0	0	0	0	5,027	250	79	
MONROE	871	13	87	8	0	0	8,723	1,053	86	
MONTGOMERY	13,188	0	2,145	388	59	59	76,598	8,045	452	
MONTGOMERY	0	0	0	0	0	0	0	106	0	
MONTGOMERY	0	0	0	0	0	0	7,606	2,202	297	
MONTGOMERY	0	0	0	0	0	0	348	675	7	
MONTGOMERY	0	0	0	0	0	0	1,411	466	37	
MONTGOMERY	0	0	1,560	210	0	0	121,285	10,303	780	
MONTGOMERY	0	0	0	0	0	0	835	452	52	
MONTGOMERY	0	0	0	0	0	0	1,006	129	185	
MONTGOMERY	0	0	2	5	1	1	5,660	887	53	
MONTGOMERY	0	0	0	0	0	0	414	322	23	
MONTGOMERY	0	0	0	0	0	0	3,084	436	53	
MONTGOMERY	0	0	0	0	0	0	36	77	34	
MONTGOMERY	0	23	56	7	0	0	3,245	248	34	
MONTGOMERY	0	0	0	0	0	0	2,124	129	0	
MONTGOMERY	0	0	0	0	0	0	1,317	731	131	
MONTGOMERY	0	0	0	0	0	0	2,990	598	114	
MONTGOMERY	0	0	0	0	0	0	854	330	0	
MONTGOMERY	0	0	0	0	0	0	0	1,332	0	
MONTGOMERY	1,364	25	161	28	1	1	1,774	284	62	
MONTGOMERY	7,107	204	0	235	127	127	47,650	2,636	0	
MONTGOMERY	0	0	0	0	0	0	15	341	187	
MONTGOMERY	32,754	0	6,840	306	0	0	20,304	2,367	235	
MONTGOMERY	87,083	6,051	15,387	3,671	629	629	728,358	78,408	59,056	

COMMONWEALTH OF PENNSYLVANIA  
 VOTER REGISTRATION REPORT: JANUARY - DECEMBER, 2003  
 VOTER REGISTRATION LIST MAINTENANCE ACTIVITY  
 CANCELLATION OF VOTER REGISTRATION

NAME	ACTIVE VOTER REGISTRATIONS CANCELLED				INACTIVE VOTER REGISTRATIONS CANCELLED				TOTAL	
	VOTER'S REQUEST	VOTER'S DEATH	MOVE CONFIRM.	VOTER RMY. PRG	VOTER REQUEST	VOTER'S DEATH	MOVE CONFIRM.	VOTER RMY. PRG		
ADAMS	4	96	117	0	0	217	0	14	0	34
ALLEGHENY	2	2,678	6,321	0	3	9,004	0	29	40,444	101,262
ARMSTRONG	3	574	552	0	0	1,128	0	17	245	262
BEAVER	1	174	57	0	0	232	0	42	0	56
BEDFORD	17	306	488	0	0	811	0	37	0	489
BERKS	27	2,127	1,078	0	0	3,232	0	226	9,475	9,769
BLAIR	8	642	802	0	0	1,452	0	4	0	173
BRADFORD	19	466	5	0	0	490	0	421	578	1,000
BUCKS	114	2,110	1,688	0	0	3,910	0	61	0	130
BUTLER	12	801	401	23	0	1,237	0	48	0	98
CAMBRIA	371	1,116	186	0	0	1,673	0	71	1,805	1,966
CAMERON	4	34	13	0	0	51	0	0	0	0
CARBON	0	383	89	0	0	472	0	46	0	140
CENTRE	105	561	2,073	0	0	2,739	0	65	150	4,263
CHESTER	1,784	1,757	857	0	0	4,398	0	493	240	1,668
CLARION	3	257	430	0	0	690	0	25	0	92
CLEARFIELD	13	469	300	0	0	782	0	22	0	33
CLINTON	6	239	375	0	0	620	0	51	0	61
COLUMBIA	27	173	128	0	0	328	0	184	5	231
CRAWFORD	6	708	157	0	0	871	0	0	0	0
CUMBERLAND	6	462	130	0	0	598	0	81	0	240
DAUPHIN	46	1,814	1,855	0	0	3,715	0	0	0	0
DELAWARE	108	6,992	3,318	0	0	10,418	0	180	29	214
ELK	3	284	142	0	0	286	0	90	150	247
ERIE	0	1,146	1,092	0	0	2,238	0	0	0	12,879
FAYETTE	7	1,183	134	0	0	1,324	0	0	2,113	4,147
FOREST	13	40	89	0	11	163	0	3	0	0
FRANKLIN	12	764	637	0	0	1,413	0	8	16	110
FULTON	0	79	143	0	0	222	0	4	0	24
GREENE	6	307	290	0	0	603	0	1	0	108
HUNTINGDON	0	198	0	0	0	198	0	2	0	7
INDIANA	33	574	717	1	0	1,325	0	3	49	51
JEFFERSON	107	368	241	0	0	716	0	19	0	20
JUNIATA	2	111	257	0	0	370	0	27	36	46
										63

COMMONWEALTH OF PENNSYLVANIA  
 VOTER REGISTRATION REPORT: JANUARY - DECEMBER, 2003  
 VOTER REGISTRATION LIST MAINTENANCE ACTIVITY  
 CANCELLATION OF VOTER REGISTRATION

NAME	ACTIVE VOTER REGISTRATIONS CANCELLED										INACTIVE VOTER REGISTRATIONS CANCELED									
	VOTER'S REQUEST	VOTER'S DEATH	MOVE CONFIRM	VOTER RMY PRG	CANVASS	5 YEAR NOTICE	TOTAL	VOTER'S REQUEST	VOTER'S DEATH	MOVE CONFIRM	VOTER RMY PRG	CANVASS	5 YEAR NOTICE	TOTAL						
LACKAWANNA	4	1,732	1,948	0	0	0	3,684	0	58	99	0	0	0	157						
LANCASTER	13	2,018	3,021	0	0	0	5,052	3	302	195	1	0	0	501						
LAWRENCE	6	496	613	0	0	0	1,115	0	18	51	0	0	0	89						
LEBANON	2	608	224	0	0	0	834	0	10	97	573	0	31	711						
LEHIGH	633	1,619	3,226	0	0	0	5,478	9	74	275	5	0	3,347	3,710						
LUZERNE	297	1,793	763	0	0	0	2,853	2	0	0	0	0	0	2						
LYCOMING	82	751	415	0	0	0	1,248	0	13	2	1,211	0	0	1,226						
MCKEAN	11	292	617	0	0	0	920	1	29	47	0	0	0	77						
MERCER	5	931	867	0	0	0	1,803	0	58	4,917	0	0	0	4,975						
MIFFLIN	1	277	282	0	0	0	560	0	76	17	0	0	0	93						
MONROE	93	653	1,116	0	0	0	1,862	0	0	120	888	0	0	1,108						
MONTGOMERY	66	7,587	8,051	0	0	0	15,704	0	0	324	5,514	0	0	5,838						
MONTGOMERY	0	63	126	0	0	0	189	0	0	0	0	0	0	0						
NORTHAMPTON	13	1,642	2,199	0	0	0	3,854	0	0	0	140	0	0	140						
NORTHAMPTON	6	596	788	0	0	0	1,390	0	9	10	0	0	0	19						
PERRY	5	216	570	0	0	0	791	0	10	16	0	0	0	26						
PHILADELPHIA	41	11,480	5,058	0	1,143	0	17,722	0	0	155	0	0	0	155						
PIKE	21	150	184	0	0	0	355	0	0	2	0	0	0	2						
POTTER	128	169	304	0	0	0	601	6	7	16	0	0	0	29						
SCHUYLKILL	15	1,431	75	0	0	0	1,521	0	111	5	360	0	0	476						
SNYDER	2	127	339	0	0	0	468	0	0	24	0	0	0	24						
SOMERSET	33	544	141	0	0	0	718	0	52	8	0	0	0	60						
SULLIVAN	20	54	93	0	0	0	167	4	0	0	0	0	0	4						
SUSQUEHANNA	206	258	228	0	0	0	692	77	31	50	4	0	42	204						
TIOGA	16	326	353	80	0	0	775	1	23	66	1	0	0	91						
UNION	33	466	415	0	0	0	914	15	16	158	0	0	0	189						
VENANGO	7	400	191	0	0	0	598	8	0	0	0	0	0	8						
WARREN	0	408	0	0	0	0	408	0	0	0	0	0	0	0						
WASHINGTON	0	987	1,283	0	0	0	2,270	0	0	0	0	0	0	0						
WAYNE	167	322	28	0	0	0	517	11	16	52	0	0	0	79						
WESTMORELAND	4	2,660	607	0	0	0	3,271	0	0	0	0	0	0	0						
WYOMING	0	160	0	0	0	0	160	0	0	0	0	0	0	0						
YORK	271	1,900	2,663	0	0	0	4,834	35	222	948	777	0	282	2,274						
PENNSYLVANIA	5,070	73,109	61,958	104	1,157	0	141,398	1,270	3,043	9,956	66,614	67,407	8,683	157,983						



## **APPENDIX V**



**VOTER REGISTRATION APPLICATIONS BY POLITICAL PARTY  
RECEIVED AT PENNDOT PHOTO LICENSE CENTERS - 2003**

COUNTY	DEMOCRATIC	REPUBLICAN	LIBERTARIAN	GREEN	OTHERS	TOTAL
ADAMS	843	1,408	28	31	497	2,808
ALLEGHENY	13,920	9,631	191	277	4,990	29,009
ARMSTRONG	517	689	14	10	193	1,423
BEAVER	1,790	1,591	26	19	601	4,026
BEDFORD	272	538	5	6	148	867
BERKS	3,766	3,474	93	103	1,895	9,331
BLAIR	825	1,341	22	31	455	2,674
BRADFORD	402	650	14	14	190	1,270
BUCKS	6,210	6,375	154	184	3,440	16,363
BUTLER	1,422	2,212	35	32	752	4,453
CAMBRIA	1,140	898	18	21	393	2,470
CAMERON	30	48	1	0	21	101
CARBON	600	480	14	22	265	1,381
CENTRE	1,155	1,352	27	62	738	3,334
CHESTER	3,939	5,373	125	140	2,782	12,359
CLARION	267	329	6	6	101	709
CLEARFIELD	531	621	18	12	234	1,416
CLINTON	318	288	7	12	124	747
COLUMBIA	422	515	9	7	210	1,163
CRAWFORD	726	785	16	15	328	1,850
CUMBERLAND	1,774	2,831	66	52	1,078	5,801
DAUPHIN	2,971	2,982	65	77	1,363	7,458
DELAWARE	5,014	5,549	74	114	2,124	12,875
ELK	229	212	1	6	105	553
ERIE	3,057	2,336	52	89	1,185	6,719
FAYETTE	1,318	907	17	14	353	2,609
FOREST	31	61	1	1	15	109
FRANKLIN	897	1,733	26	29	536	3,221
FULTON	80	200	3	2	38	323
GREENE	458	282	10	10	118	878
HUNTINGDON	180	295	2	7	115	599
INDIANA	661	663	7	13	248	1,592
JEFFERSON	247	385	5	8	134	779
JUNIATA	77	154	3	2	65	301
LACKAWANNA	2,005	1,400	41	47	560	4,053
LANCASTER	2,978	4,999	99	147	2,128	10,351
LAWRENCE	867	750	10	8	291	1,926
LEBANON	874	1,333	30	15	538	2,790
LEHIGH	3,930	3,142	76	76	2,042	9,266
LUZERNE	2,868	2,208	49	86	912	6,121
LYCOMING	832	1,172	16	28	502	2,550
MCKEAN	303	419	8	7	138	875
MERCER	1,207	1,032	16	27	476	2,758
MIFFLIN	257	393	8	3	131	792
MONROE	2,573	2,034	44	43	1,349	6,043
MONTGOMERY	7,406	7,427	210	187	3,887	19,127
MONTOUR	124	172	2	7	73	378
NORTHAMPTON	3,222	2,980	81	91	1,862	8,216
NORTHUMBERLAND	537	744	14	8	272	1,575
PERRY	261	503	8	11	184	947
PHILADELPHIA	19,548	5,228	169	291	4,265	29,501
PIKE	794	925	20	17	531	2,287
POTTER	114	185	2	4	55	380
SCHUYLKILL	919	1,110	29	28	420	2,504
SNYDER	118	313	3	7	112	553
SOMERSET	391	557	9	12	160	1,129
SULLIVAN	39	62	3	1	22	127
SUSQUEHANNA	206	346	5	7	148	712
TIOGA	264	450	7	10	182	913
UNION	204	329	4	6	153	696
VENANGO	477	530	16	11	266	1,300
WARREN	342	440	9	14	206	1,011
WASHINGTON	2,190	1,780	26	16	697	4,889
WAYNE	452	705	11	20	261	1,449
WESTMORELAND	3,337	3,416	59	43	1,258	8,113
WYOMING	161	266	6	3	116	552
YORK	3,554	5,525	124	101	2,094	11,398
<b>TOTAL</b>	<b>119,443</b>	<b>110,000</b>	<b>2,370</b>	<b>2,807</b>	<b>52,113</b>	<b>286,733</b>



## **APPENDIX VI**



COMMONWEALTH OF PENNSYLVANIA  
2003 - SUMMARY

PENNDOT CHANGES OF ADDRESS FORWARDED TO COUNTY VOTER REGISTRATION COMMISSIONS

COUNTY	JAN-FEB	MAR-APR	MAY-JUNE	JULY-AUG	SEPT-OCT	NOV-DEC	TOTAL
ADAMS	654	854	779	886	906	861	4,940
ALLEGHENY	11,922	14,190	13,402	16,008	15,796	14,242	85,560
ARMSTRONG	688	831	750	806	925	876	4,876
BEAVER	1,254	1,562	1,353	1,724	1,817	1,583	9,293
BEDFORD	512	560	452	548	612	545	3,229
BERKS	4,097	4,965	4,789	5,080	5,276	5,086	29,293
BLAIR	889	1,079	962	1,173	1,412	1,218	6,733
BRADFORD	628	846	687	795	796	666	4,418
BUCKS	5,049	5,957	5,402	6,112	6,761	6,343	35,624
BUTLER	1,678	1,905	1,890	2,079	2,183	2,037	11,772
CAMBRIA	1,260	1,660	1,348	1,500	1,607	1,454	8,829
CAMERON	164	152	139	146	125	124	850
CARBON	552	623	590	660	741	708	3,874
CENTRE	1,549	1,768	1,678	2,138	2,172	1,820	11,125
CHESTER	3,926	4,715	4,295	4,693	5,155	4,912	27,696
CLARION	550	572	508	531	597	566	3,324
CLEARFIELD	1,431	1,865	1,720	1,608	1,897	1,697	10,218
CLINTON	528	636	577	605	683	589	3,618
COLUMBIA	819	1,090	973	978	1,010	829	5,699
CRAWFORD	980	1,130	953	1,113	1,256	1,097	6,529
CUMBERLAND	2,451	2,777	2,709	3,393	3,389	3,231	17,950
DAUPHIN	3,272	3,836	3,414	4,107	4,122	4,027	22,778
DELAWARE	5,199	6,226	5,682	6,318	6,977	6,412	36,814
BLK	649	663	580	536	522	493	3,443
ERIE	3,021	3,733	3,323	3,792	3,893	3,459	21,221
FAYETTE	1,755	2,032	1,658	1,916	1,947	1,681	10,989
FOREST	58	92	78	67	82	81	458
FRANKLIN	1,052	1,302	1,202	1,389	1,374	1,386	7,705
FULTON	146	246	153	132	144	126	947
GREENE	680	864	663	699	695	660	4,261
HUNTINGDON	341	398	323	421	519	859	2,861
INDIANA	1,045	1,196	916	959	1,090	983	6,189
JEFFERSON	789	781	644	839	865	782	4,700
JUNIATA	235	270	226	226	261	264	1,482

COMMONWEALTH OF PENNSYLVANIA  
2003 - SUMMARY

PENNDOT CHANGES OF ADDRESS FORWARDED TO COUNTY VOTER REGISTRATION COMMISSIONS

COUNTY	JAN-FEB	MAR-APR	MAY-JUNE	JULY-AUG	SEPT-OCT	NOV-DEC	TOTAL
LACKAWANNA	1,794	2,138	2,051	2,117	2,195	2,163	12,458
LANCASTER	5,041	5,905	5,318	5,722	6,166	6,137	34,289
LAWRENCE	892	1,160	1,257	1,865	2,319	1,870	9,363
LEBANON	1,248	1,574	1,725	1,750	1,807	1,733	9,837
LEHIGH	3,368	3,763	3,410	3,722	3,948	3,983	22,194
LUZERNE	3,334	4,307	3,598	3,976	4,110	3,800	23,125
LYCOMING	1,529	1,919	1,554	1,623	1,682	1,579	9,886
MC KEAN	621	818	708	737	966	859	4,709
MERCER	951	1,150	1,040	1,168	1,228	1,186	6,723
MIFFLIN	452	548	424	530	509	526	2,989
MONROE	1,546	1,797	1,593	1,744	1,815	1,750	10,245
MONTGOMERY	6,786	9,817	7,465	8,333	8,851	8,519	49,771
MONTOUR	185	212	190	207	205	206	1,205
NORTHAMPTON	2,578	3,278	2,885	3,232	3,444	3,391	18,808
NORTHUMBERLAND	987	1,599	2,749	1,614	1,475	1,562	9,986
PERRY	632	775	636	673	675	621	4,012
PHILADELPHIA	14,403	17,782	15,262	16,478	17,736	16,112	97,773
PIKE	517	590	580	611	621	620	3,539
POTTER	211	382	235	296	295	256	1,675
SCHUYLKILL	1,790	2,094	1,984	2,046	1,887	1,920	11,721
SNYDER	391	436	291	354	399	422	2,293
SOMERSET	629	851	742	798	848	781	4,649
SULLIVAN	61	87	67	89	67	74	445
SUSQUEHANNA	328	333	314	358	407	374	2,114
TIOGA	467	636	559	585	1,824	1,319	5,390
UNION	809	1,651	2,111	932	777	696	6,976
VENANGO	870	902	797	919	947	900	5,335
WARREN	385	436	454	475	526	503	2,779
WASHINGTON	1,941	2,198	1,962	2,190	2,218	2,013	12,522
WAYNE	562	711	634	677	783	728	4,095
WESTMORELAND	4,207	4,793	4,640	4,769	5,308	4,945	28,662
WYOMING	330	395	342	383	435	377	2,262
YORK	3,934	4,360	4,130	4,443	4,811	4,589	26,267
<b>PENNSYLVANIA</b>	<b>123,602</b>	<b>150,773</b>	<b>136,525</b>	<b>149,393</b>	<b>158,891</b>	<b>148,211</b>	<b>867,395</b>



## **APPENDIX VII**



**COMMONWEALTH OF PENNSYLVANIA  
2003 VOTER REGISTRATION MAIL APPLICATION (VRMA) DISTRIBUTION**

