



**THE ADMINISTRATION OF VOTER
REGISTRATION IN PENNSYLVANIA**

**2020 REPORT TO THE GENERAL ASSEMBLY
PENNSYLVANIA DEPARTMENT OF STATE**

JUNE 2021

Tom Wolf

Governor

Veronica W. Degraffenreid

Acting Secretary of the Commonwealth

June 30, 2021

Dear Members of the General Assembly:

As Acting Secretary of the Commonwealth, I am pleased to report on the administration of voter registration in Pennsylvania for calendar year 2020. I trust you will find this information useful.

Voter registration in Pennsylvania is a joint effort between county and state officials. In 2020, the Department of State continued its partnership with the state's 67 county election boards and voter registration commissions. In an extraordinary year, the Department supported counties in a variety of ways, including through voter education materials and through voter registration and mail ballot application forms available both in print and online in multiple languages. Our partnership with the counties resulted in record voter registration and engagement. The Department also collaborated with the state agencies designated under the National Voter Registration Act of 1993 (NVRA) to administer voter registration programs.

The Statewide Uniform Registry of Electors (SURE) system, implemented in Pennsylvania through Act 3 of 2002, is the bedrock of Pennsylvania's voter registration system. As of December 31, 2020, there were approximately 9 million registered voters in Pennsylvania. In 2020, the department began its work to update the aging SURE system and is working closely with county officials to implement the system in time for the 2022 election cycle.

The Department remains committed to fulfilling its responsibilities under the NVRA and Pennsylvania's Voter Registration Law. The Department will continue to promote voter registration and civic engagement through its outreach efforts across the Commonwealth.

If you have questions about this report, please contact the Bureau of Elections and Notaries at (717) 787-5280.

Sincerely,

Veronica W Degraffenreid
Acting Secretary of the Commonwealth

Contents

Voter Registration Statistics	6
Total Voter Registration by Party	6
Total Voter Registration by Party, Five-Year Trend	7
Areas of Growth and Decline	7
Highest Overall Registration Growth and Highest Overall Decline Since 2019	7
Detailed Breakdown of Change since Prior Year (2019)	8
Highest Overall Registration Growth and Highest Overall Decline Since Previous Four-year cycle (2016)	9
Detailed Breakdown of Change since Prior Cycle (2016)	9
List Maintenance	11
List Maintenance Mailings	11
2020 Five-Year Notice Responses Summary	12
2020 NCOA Notice Summary	13
2020 ERIC Duplicate Notices	14
2020 ERIC In-State Moves	15
2020 ERIC Out-of-State Moves	16
2020 Address Verification Notices (AVNs)	17
PennDOT Change of Address Summary	18
Voter Registration Cancellations	19
Active Voter Registration Cancellations by Voter Status and Year	20
Inactive Voter Registration Cancellations by Status and Year	21
National Voter Registration Act (NVRA)	23
Total Agency Registrations	23
Total Agency Voter Registration from 2016 and 2020	25
Pennsylvania Department of Transportation	25
Application Process to Register to Vote at a PennDOT Center	25
Online Voter Registration	26
Comparison of Voter Registration Methods	27
Demographics of Online Voter Registration	27
Types of Online Voter Registration Submissions	28
Demographics of OVR Web API	29

Demographics of Paper Submissions	30
Types of Paper Submissions	31
Voter Hall of Fame.....	32
Statewide Uniform Registry of Electors (SURE).....	32
SURE Voter Registration (SURE VR).....	32
SURE Portals	32
Public Portal.....	32
County Portal.....	32
Agency Portal.....	33
Kiosk.....	33
Web Application Programming Interface (Web API).....	33

[Intentionally left blank]

In 2020 the Department of State (Department) worked closely with the public, each of the 67-county boards of elections, Commonwealth agencies designated with voter registration responsibilities, and voter registration advocacy groups. This report represents a summary of statistics and initiatives that support voter registration administration in Pennsylvania. As initially mentioned in the 2019 report, the Department continued to implement historic election modernization as laid out by [Act 77 of 2019](#) and [Act 12 of 2020](#).

All 2020 data referenced in this report is available in its entirety within the “Annual Report Data” section starting on page 34 of this report. Data from previous years can be found in the respective annual reports, which are available online at www.dos.pa.gov.

Voter Registration Statistics

Through the Statewide Uniform Registry of Electors (SURE) system, the county boards of elections maintain a complete list of all eligible registered voters in the Commonwealth. As of December 2020, there were 9,004,104 registered voters. This was an overall increase of 455,042 voters (5.32%) since the end of the previous calendar year (December 2019), and an overall increase of 357,866 voters (4.14%) since the end of the last presidential election cycle in December 2016. The charts in this section represent a high-level snapshot of the change in voter registration over the previous calendar year or since the last presidential election cycle.

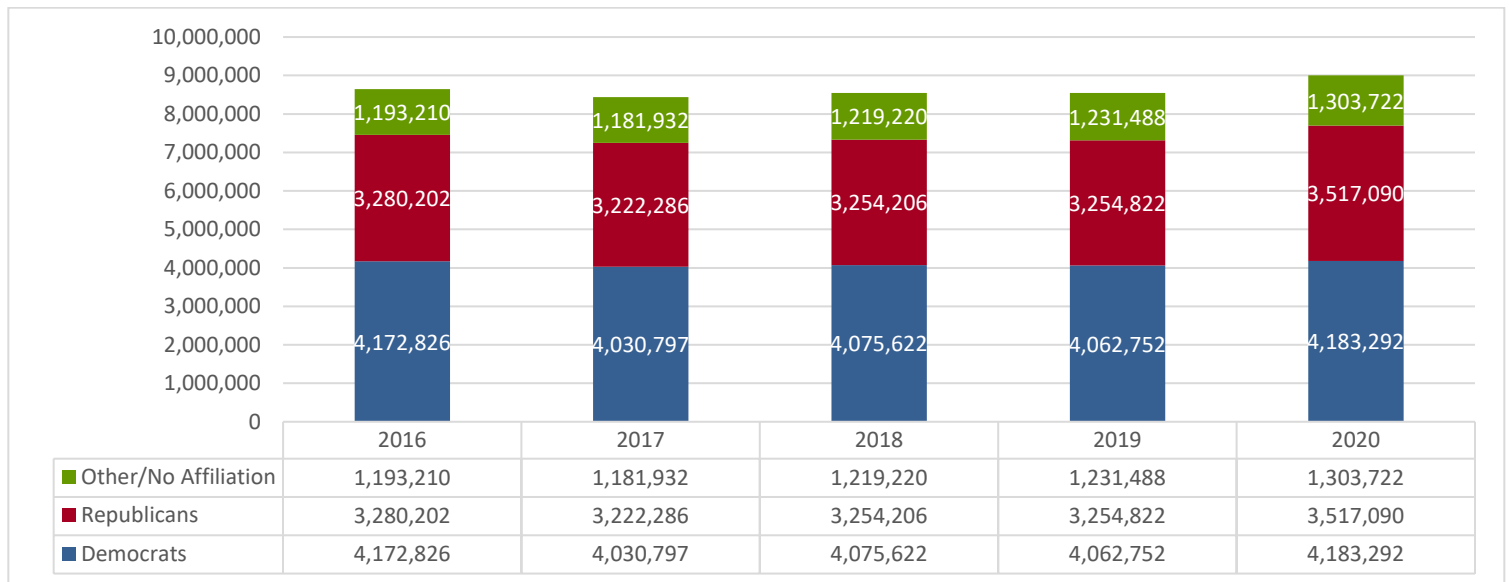
Total Voter Registration by Party

The chart below depicts change in voter registration since 2016 and whether that change represented growth or decline in general party affiliation. The 2016 data was carried over from the [2016 annual report on voter registration](#). Therefore, the data from 2016 is as of Dec 31, 2016.

Affiliation	2020 Registrants	Change Since 2016	% Change Since 2016
Democratic	4,183,292	+10,466	+0.25%
Republican	3,517,090	+236,888	+7.22%
Other/No Affiliation	1,303,722	+110,512	+9.26%
Total Registration	9,004,104	+357,866	+4.14%

Total Voter Registration by Party, Five-Year Trend

The chart below portrays change in party affiliation over a five-year period between 2016 – 2020.

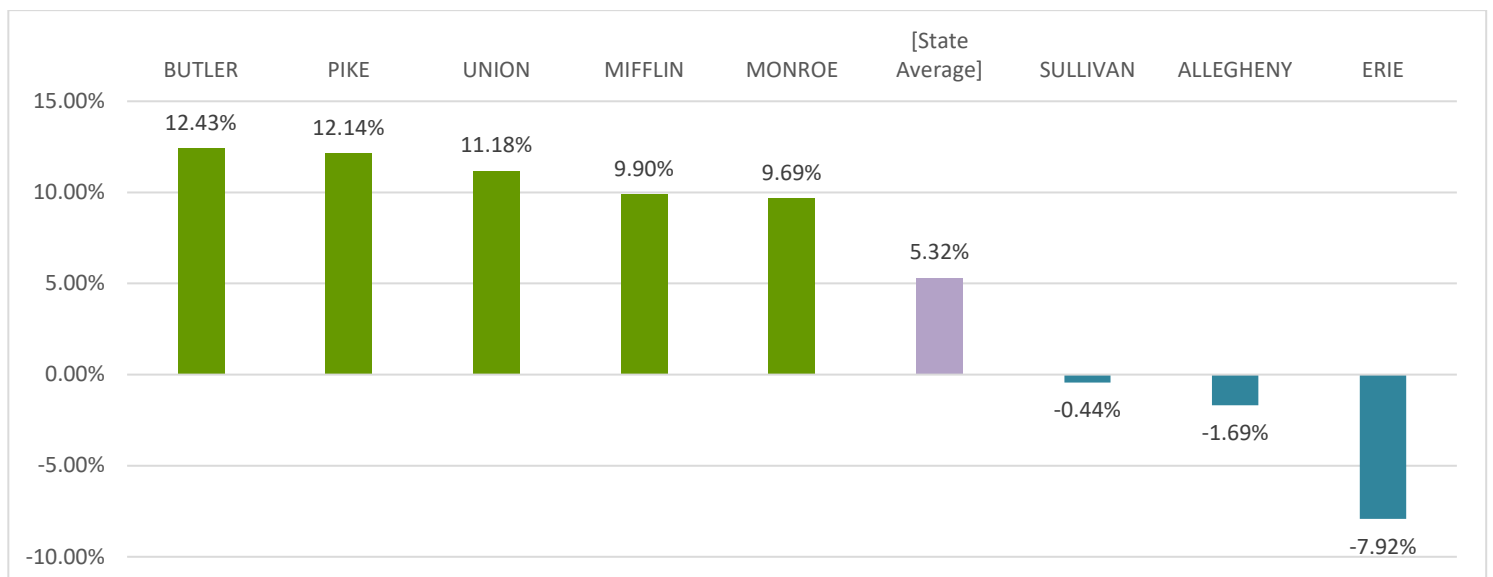


Areas of Growth and Decline

This section is broken into two (2) parts: 1) Growth in registration, and 2) Decline in registration. For each section, the highest counties within each category are represented below with their rate of growth or decline when compared to either last year’s totals or totals from four (4) years ago.

Highest Overall Registration Growth and Highest Overall Decline Since 2019

Typically, the top five (5) counties are shown for each comparison unless fewer than five (5) counties experienced a decline in registration. As shown in the breakdown below, only three (3) counties experienced a decline in registration since 2019.



Detailed Breakdown of Change since Prior Year (2019)

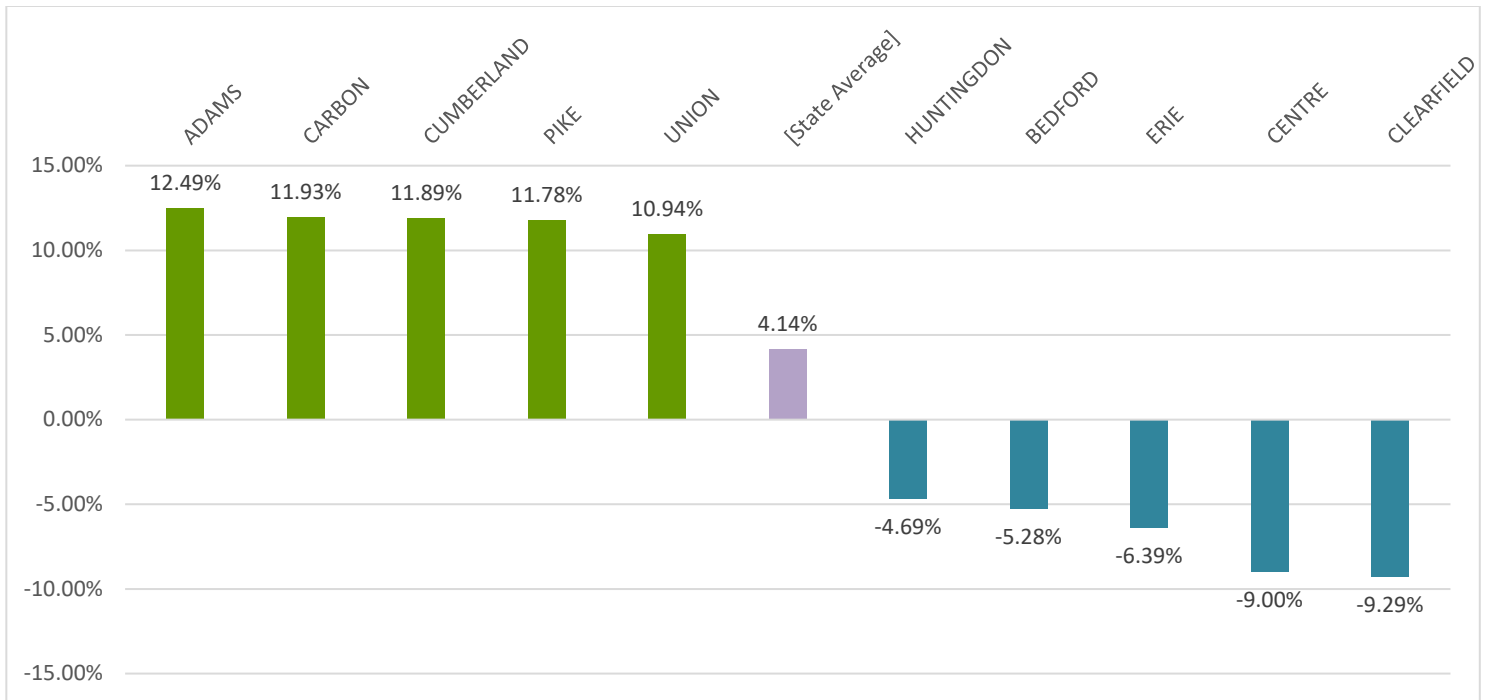
The table below contains the percentage change in total voter registration for each of the 67 counties between 2019 and 2020. The information is organized from greatest growth to least growth, or decline, if a county experienced a decrease in overall voter registration.

County Name	Change since 2019
BUTLER	12.43%
PIKE	12.14%
UNION	11.18%
MIFFLIN	9.90%
MONROE	9.69%
FULTON	9.55%
McKEAN	9.41%
CLINTON	9.18%
YORK	8.90%
NORTHAMPTON	8.64%
SNYDER	8.63%
ADAMS	8.52%
LANCASTER	8.46%
VENANGO	8.32%
BLAIR	8.32%
NORTHUMBERLAND	8.31%
TIOGA	8.30%
LEBANON	8.27%
MONTGOMERY	8.04%
PERRY	7.96%
WYOMING	7.88%
ARMSTRONG	7.84%
SUSQUEHANNA	7.75%
CAMBRIA	7.74%
JUNIATA	7.64%
HUNTINGDON	7.60%
BUCKS	7.50%
CARBON	7.41%
JEFFERSON	7.40%
CLEARFIELD	7.22%
MERCER	7.19%
WESTMORELAND	7.10%
SCHUYLKILL	7.04%

County Name	Change since 2019
MONTOUR	7.01%
SOMERSET	6.99%
ELK	6.75%
WASHINGTON	6.72%
DELAWARE	6.60%
CRAWFORD	6.58%
CUMBERLAND	6.47%
PHILADELPHIA	6.33%
GREENE	6.06%
COLUMBIA	5.99%
CLARION	5.99%
LUZERNE	5.57%
WAYNE	5.38%
LYCOMING	5.14%
CAMERON	5.01%
FRANKLIN	5.01%
FOREST	4.72%
LAWRENCE	4.70%
FAYETTE	4.23%
BRADFORD	4.17%
POTTER	4.15%
CHESTER	3.98%
BERKS	3.90%
INDIANA	3.88%
LEHIGH	3.67%
WARREN	3.58%
BEAVER	3.48%
CENTRE	2.89%
DAUPHIN	2.86%
LACKAWANNA	2.60%
BEDFORD	2.52%
SULLIVAN	-0.44%
ALLEGHENY	-1.69%
ERIE	-7.92%

Highest Overall Registration Growth and Highest Overall Decline Since Previous Four-year cycle (2016)

When compared to the most recent, similar four-year cycle (2016), the chart below characterizes counties with the greatest levels of growth or decline to 2020 registration figures. In this section, the changes are compared between 2016 and 2020. The top five (5) counties are shown for each comparison unless fewer than five (5) counties experienced a decline in registration.



Detailed Breakdown of Change since Prior Cycle (2016)

The table below contains the percentage change in total voter registration for each of the 67 counties since the previous four-year cycle (2016). The information is organized from greatest growth to least growth or decline if a county experienced a decrease in overall voter registration.

County	Change Since 2016
ADAMS	12.49%
CARBON	11.93%
CUMBERLAND	11.89%
PIKE	11.78%
UNION	10.94%
BUTLER	10.47%
NORTHUMBERLAND	10.43%

County	Change Since 2016
WASHINGTON	10.39%
FULTON	9.32%
ARMSTRONG	8.82%
MONROE	8.62%
WYOMING	8.55%
FRANKLIN	8.25%
LUZERNE	7.64%

County	Change Since 2016
NORTHAMPTON	7.49%
MONTOUR	7.33%
JEFFERSON	7.21%
WAYNE	6.90%
LEHIGH	6.68%
SUSQUEHANNA	6.63%
SNYDER	6.51%
LYCOMING	6.46%
LEBANON	6.34%
SCHUYLKILL	6.19%
BUCKS	6.17%
CRAWFORD	6.02%
BERKS	5.97%
MERCER	5.95%
MIFFLIN	5.81%
LANCASTER	5.68%
MONTGOMERY	5.24%
YORK	5.20%
FOREST	5.15%
ELK	4.93%
DAUPHIN	4.78%
JUNIATA	4.43%
WARREN	4.27%
McKEAN	3.91%
CHESTER	3.75%
BEAVER	3.64%
BRADFORD	3.58%
BLAIR	3.52%

County	Change Since 2016
FAYETTE	3.26%
WESTMORELAND	3.21%
DELAWARE	2.95%
PHILADELPHIA	2.42%
LACKAWANNA	2.28%
POTTER	2.27%
ALLEGHENY	1.97%
VENANGO	1.92%
CAMBRIA	1.60%
CLARION	1.14%
TIOGA	0.93%
PERRY	0.82%
GREENE	0.56%
CLINTON	0.50%
INDIANA	-0.01%
SULLIVAN	-0.87%
SOMERSET	-1.01%
LAWRENCE	-1.53%
COLUMBIA	-2.06%
CAMERON	-3.37%
HUNTINGDON	-4.69%
BEDFORD	-5.28%
ERIE	-6.39%
CENTRE	-9.00%
CLEARFIELD	-9.29%

List Maintenance

This section depicts overall summaries of voter list maintenance conducted during the 2020 calendar year. Generally, “list maintenance” can be described as the process county election officials use to manage voter registration rolls to ensure they are accurate. Both state and county election officials follow careful and appropriate steps, in compliance with federal and state laws, to determine whether a voter should be marked as *Inactive* or removed from the registration rolls.

List Maintenance Mailings

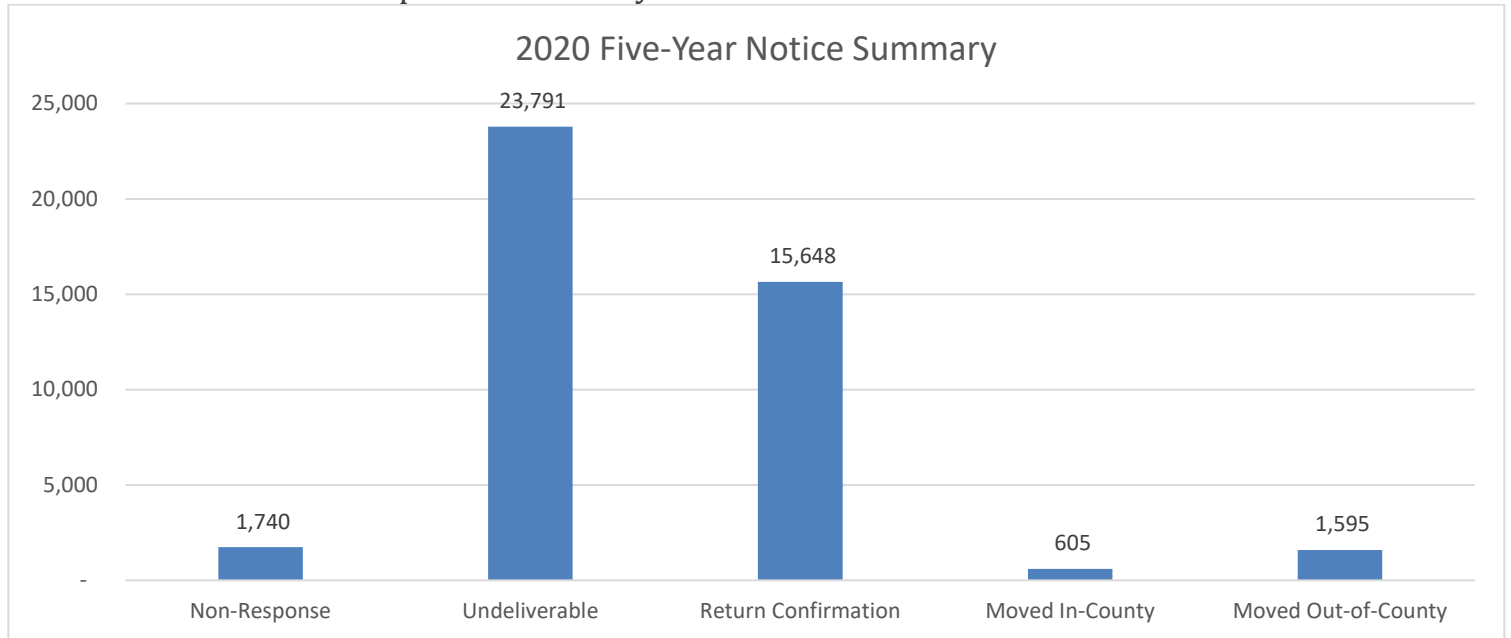
During 2020, counties sent more than 560,000 notices: 138,090 Five-year notices; 160,542 National Change of Address (NCOA) notices; 18,812 duplicates notices; 35,510 In-State Update notices; 37,229 Out-of-State Update notices; and 172,978 Address Verification Notices (AVNs).

When reviewing list maintenance activity summaries below, the voter responses to each notice can be summarized into five (5) broad categories:

- **Non-Response:** The voter never responded to the mailed notice.
- **Undeliverable:** The notice could not be delivered via mail and was returned as undeliverable to the county board of elections.
- **Returned Confirmation:** The voter responded to the notice and confirmed their eligibility.
- **Moved In-County:** The voter responded to the notice and confirmed they have moved to a new address within the county.
- **Moved Out-of-County:** The voter responded to the notice and confirmed they no longer reside in the county or moved outside of Pennsylvania.

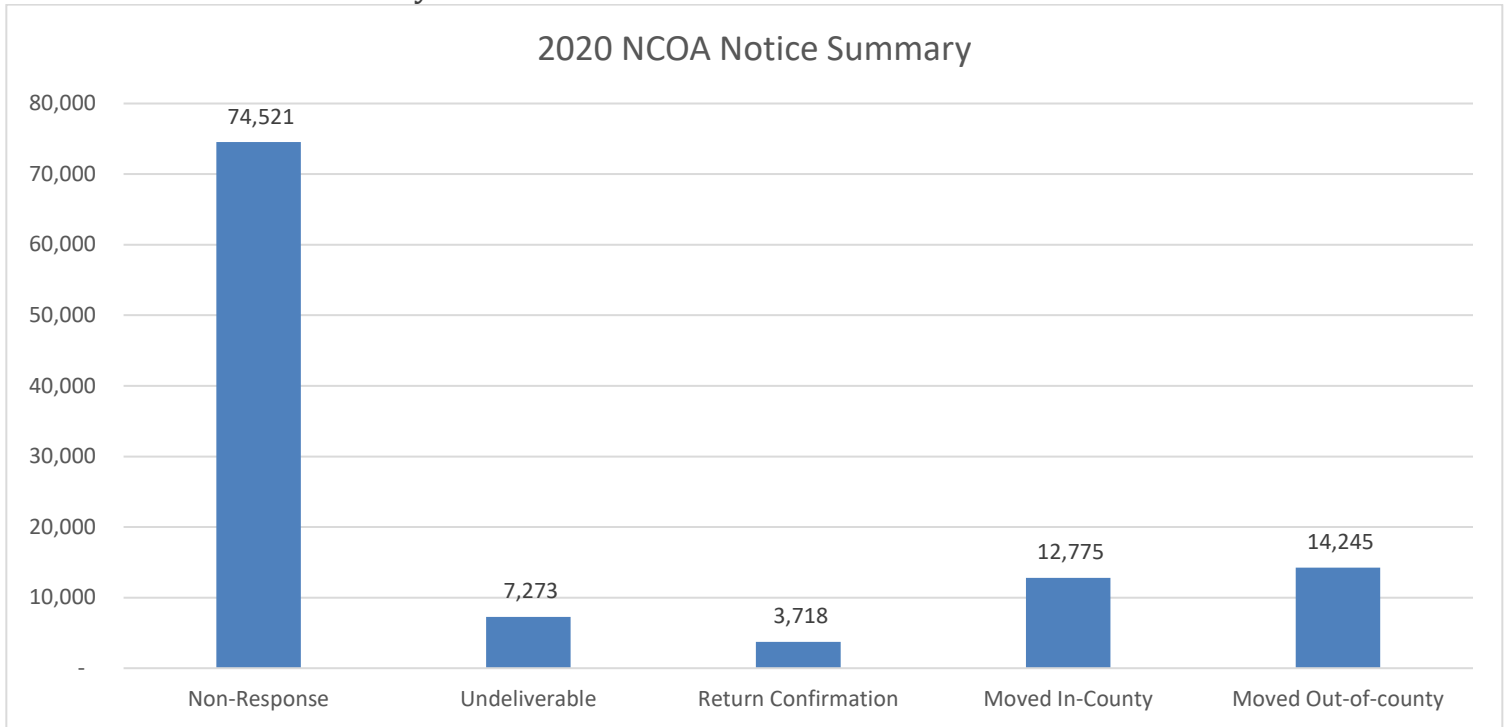
Figures in this section are only representative of actions taken by December 31, 2020. For example, if additional responses to notices were received after that date they will not be represented below as the data is only point-in-time.

2020 Five-Year Notice Responses Summary



The Five-Year Notice (FYN) is a statutorily required one-step mailing process. It is sent via forwardable mail. The purpose of this notice is to contact voters who have not had any activity on their record or have not voted within five years. Upon generation of this notice, the voter’s record is updated to *Inactive* status, which begins the list maintenance window to eventually remove the voter from the registration rolls if they do not take any action or vote within a given period. The FYN provides an opportunity for the voter to respond so they may be reinstated to *Active* status. Upon a return to *Active*, the window to eventually cancel the voter record stops.

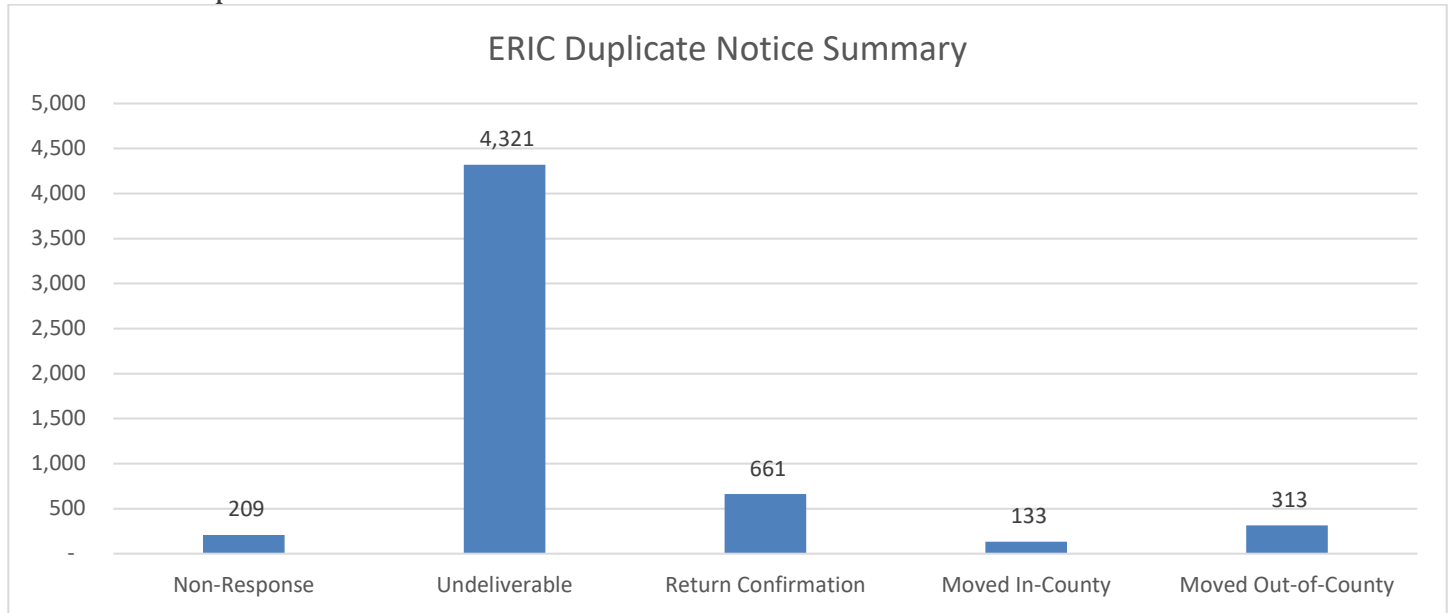
2020 NCOA Notice Summary



The NCOA is a statutorily required two-step mailing process. Both notices are sent via non-forwardable mail. The first mailing, based on data received from the USPS through its National Change of Address Program, is a notice which requires the voter to specify whether they have move. Then, depending on their response, county officials update their records accordingly. These notices provide an opportunity for the voter to confirm their address or provide an update with their latest information to county officials.

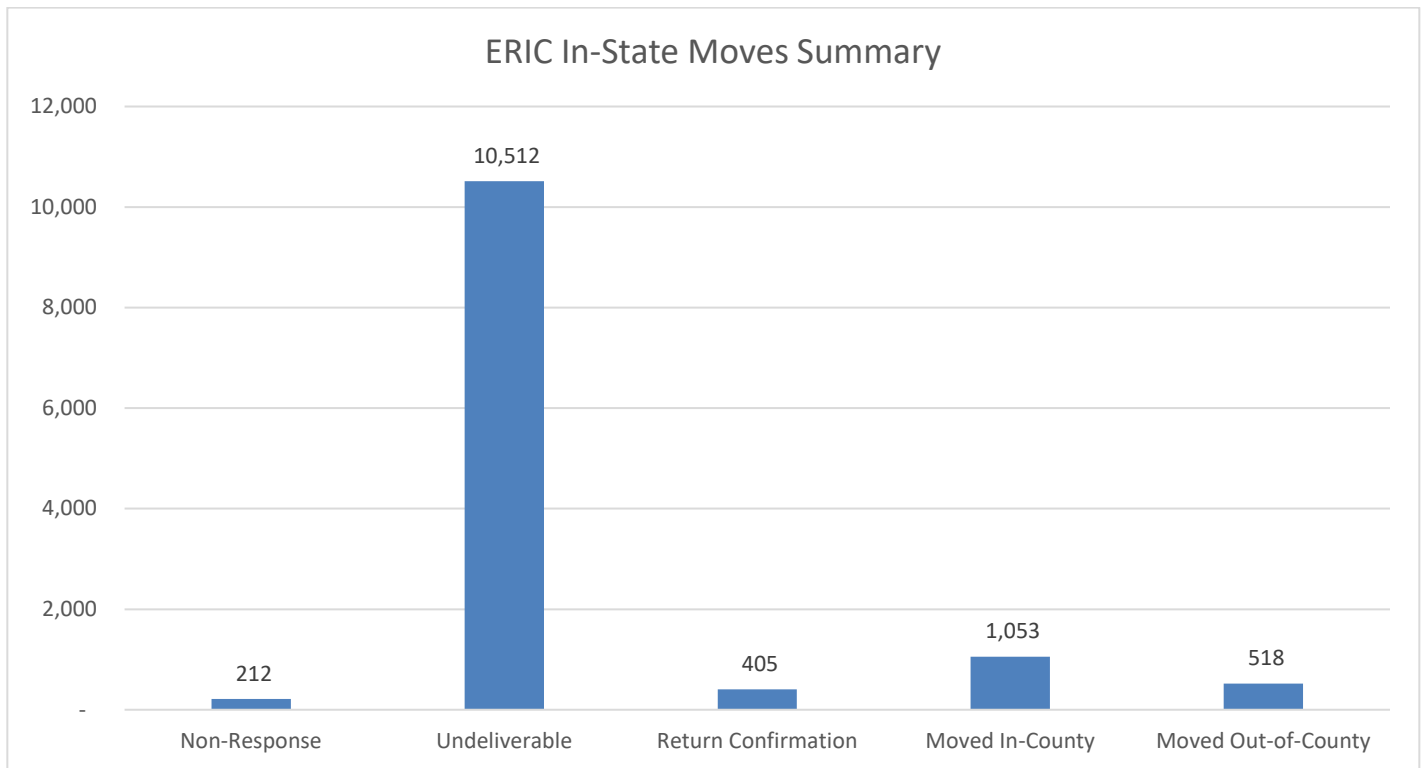
Following the initial NCOA notice mailing, county officials send a second notice to voters who did not respond to the first mailing or the initial NCOA notice was returned as undeliverable. These records are marked *Inactive*, which begins the list maintenance window to eventually remove the voter from the registration rolls, unless they take an action to update their record or vote within a given period. This second notice is commonly referred to as the Address Verification Notice (AVN). The period lasts until two federal general elections have passed. For example, if a voter was marked as *Inactive* in 2019 during list maintenance activities, and they do not make any changes on their record or vote, the voter would be removed after the 2022 general election. Approximately, 60,861 voters were marked *Inactive* following the 2020 NCOA list maintenance process.

2020 ERIC Duplicate Notices



As part of the Department’s membership in the ERIC program, data is provided to county officials which identifies a pair of voter records that may be the same person. This includes non-cancelled records (i.e. *Active* and *Inactive* status voters) for comparison. Pairs of voter records are identified for review to confirm whether the same person is potentially registered more than one time in Pennsylvania or in another state. After review, county officials update the voter’s record, depending on that voter’s response to the notice. During the 2020 calendar year, approximately 18,812 duplicate notices were sent to the voter’s address on record.

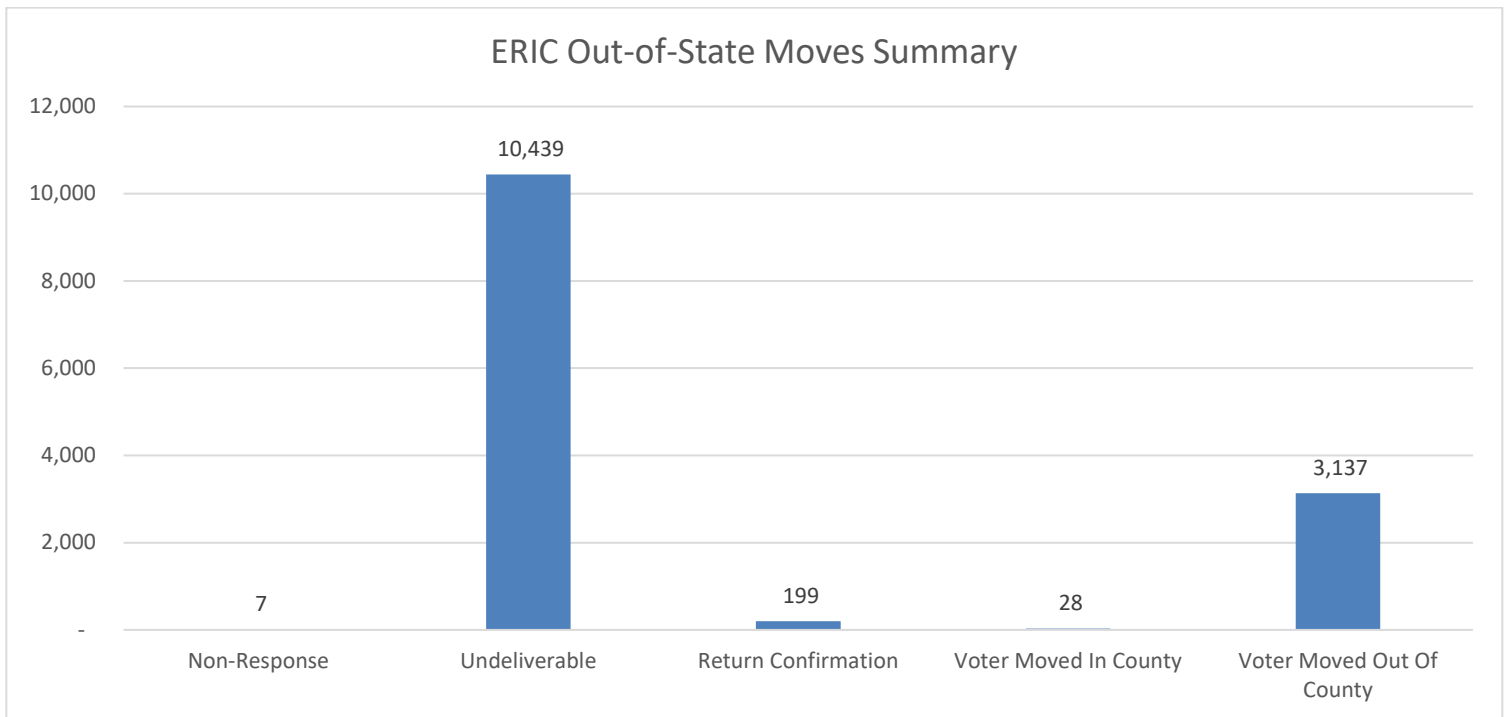
2020 ERIC In-State Moves



Like other list maintenance mailing processes, data from the ERIC program that identifies potential updates to voter records where a voter may have moved to another location is provided to counties. This type of ERIC program data shows information where a voter within Pennsylvania appears to have newer information from another record set. The supplemental data set is from the Pennsylvania Department of Transportation (PennDOT).

This process is a one-step mailing procedure. Once the notice is queued and confirmed, the affected voter records are updated to *Inactive* status. Depending on the response to the mailer or non-response, the voter's record may be updated to *Active*, remain in *Inactive* status, or be *Cancelled*. During 2020, approximately 35,510 notices were mailed out to voters.

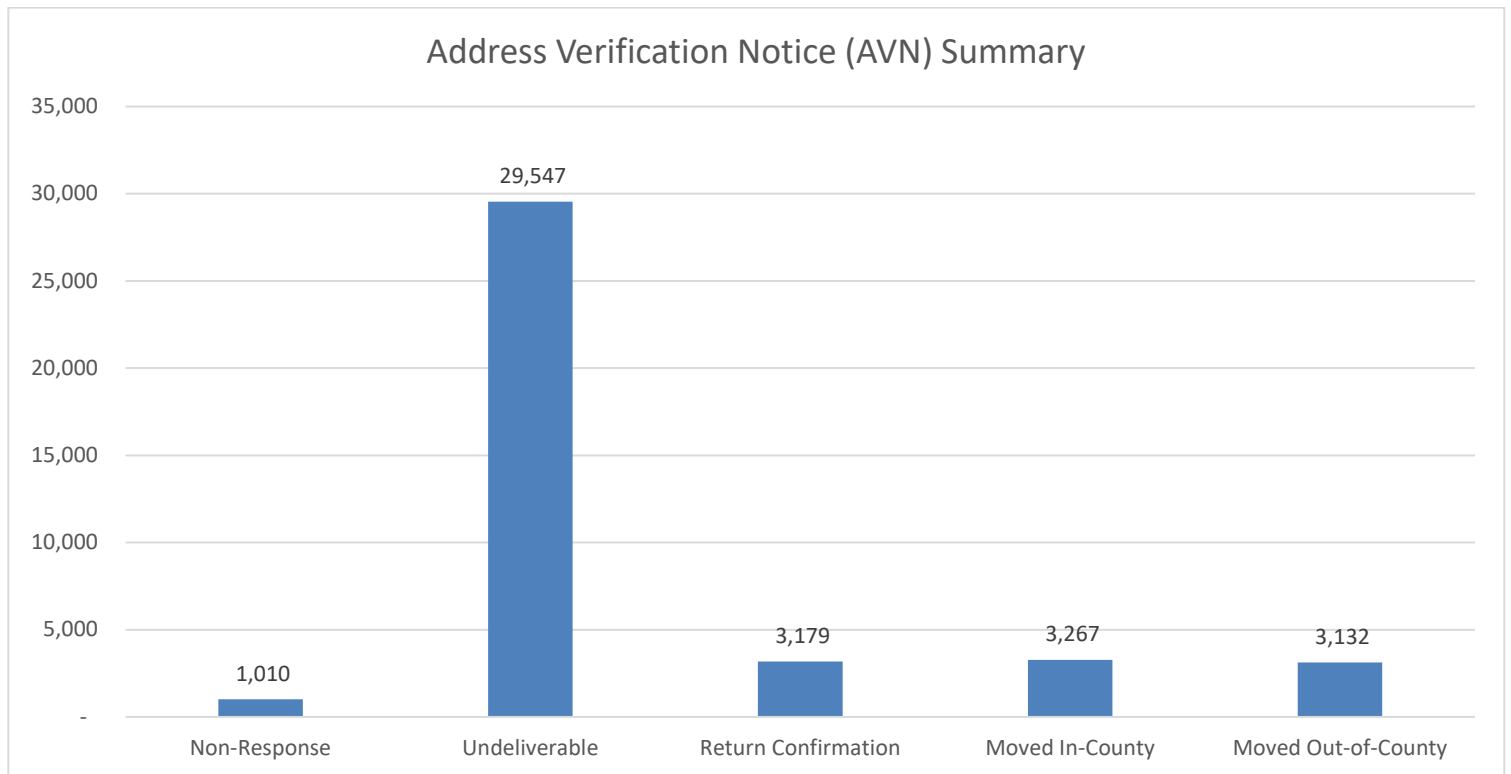
2020 ERIC Out-of-State Moves



The data for potential out-of-state updates or moves are provided by the ERIC program. This process captures information where a voter within Pennsylvania appears to match another record from out of state that contains newer information. This may be an indication that the voter no longer resides in the state. Therefore, any identified records are sent a notice for confirmation.

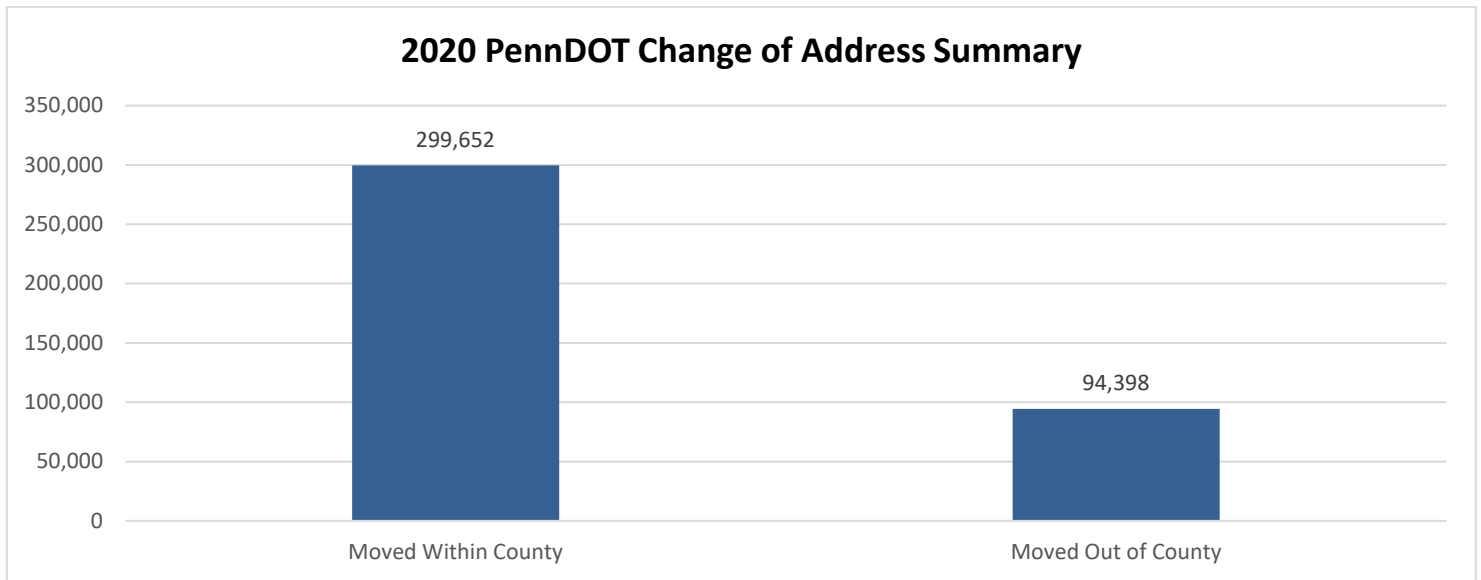
This process is a one-step mailing procedure. Once the notice is queued and confirmed, the affected voter records are updated to *Inactive* status. Depending on the response to the mailer or non-response, the voter's record may be updated to *Active*, remain in *Inactive* status, or become Cancelled. During the 2020 calendar year, approximately 37,229 notices were mailed out to voters.

2020 Address Verification Notices (AVNs)



As another method of keeping voter registration rolls accurate, county officials can send out Address Verification Notices (AVNs) to determine if the voter is still eligible to vote. In addition to the list maintenance activities described above, counties send this notice to inactive voter records when they receive an undeliverable notice at the county office after they attempt to contact the voter. For example, a voter signed up to register to vote, but the voter identification card could not be delivered by USPS. In 2020, approximately 172,978 AVNs were mailed to voters by county officials. The chart above summarizes the responses received by county officials as of December 31, 2020.

PennDOT Change of Address Summary



In addition to registering to vote through more traditional means like paper or online voter registration, the National Voter Registration Act of 1993 (NVRA) required states to incorporate voter registration opportunities into the licensing application process at state motor vehicle authorities. As part of that process, voters have an opportunity to update their voter registration with their latest information to ensure the voter registration rolls are accurate, which is otherwise known as the change of address process. During the 2020 calendar year, 394,050 change applications were submitted from PennDOT to DOS for county officials to process and update voter records. Approximately 76% of those applications resulted in an address change within the voter’s existing county (move within county) and the remaining resulted in moves outside of the voter’s existing county.

Voter Registration Cancellations

During 2020, the Department recorded 430,832 voter registration cancellations. When a voter registration is cancelled, the record is tagged in the SURE system to identify the reason for cancellation. County boards may cancel the registration of both *Active* or *Inactive* voters. Note: voters are marked as *Inactive* if they do not respond to a county mailing asking them to confirm their residence. For example, voters may be sent a mailing based on data the county receives in partnership with ERIC or when the voter fails to take some sort of action on their record within five years. See 25 Pa. C.S. §§ 1901(b)(1), 1901(b)(3), 1901(c).

Classification	Voter Status at Time of Cancellation	Description	2020 Total
Voter's Request	Active	Registration cancelled at the request of the voter.	2,748
Voter's Death	Active	Registration cancelled when the county is notified of a voter's death via state or local officials.	73,614
Other Move Confirmed	Active	The county has confirmed that the voter has moved from the address listed on their voter record.	75,931
Canvass	Active	The county visits the address on record to confirm the voter no longer lives there.	13
PennDOT Move Confirmed*	Active	PennDOT confirms that the voter has changed their address	74,999
Voter's Request	Inactive	Registration cancelled at the request of the voter.	701
Voter's Death	Inactive	Registration cancelled when the county is notified of a voter's death via state or local officials.	10,963
Other Move Confirmed	Inactive	The county has confirmed that the voter has moved from the address listed on their voter record.	21,113
Voter Removal Program	Inactive	The voter did not respond to a list maintenance mailing and two federal general elections passed.	157,690
PennDOT Move Confirmed*	Inactive	PennDOT confirms that the voter has changed their address.	8,849
Five Year Notice	Inactive	Cancelled because voter did not respond to 5YN notice after 2 federal elections passed.	1,625
Canvass	Inactive	The county visits the address on record to confirm the voter no	13

Classification	Voter Status at Time of Cancellation	Description	2020 Total
		longer lives there.	
Response to Mailing	Inactive	Voter responds to correspondence from county confirming they are no longer eligible to vote from address of record.	2,573

Note: Prior to the 2014 Annual report, PennDOT application source codes were included in a generic "Other Means" category.

Active Voter Registration Cancellations by Voter Status and Year



*In 2020, the Active Voter Removal Programs is no longer reported as the counts are derived as part of Other Move Confirmed since those cancellations are related to the voter moving. Going forward, that category will no longer be reported.

The following describes the circumstances when an *active* voter record would be placed into cancelled status:

Voter's Request: An active voter submits a cancellation form requesting for their voter registration to be cancelled.

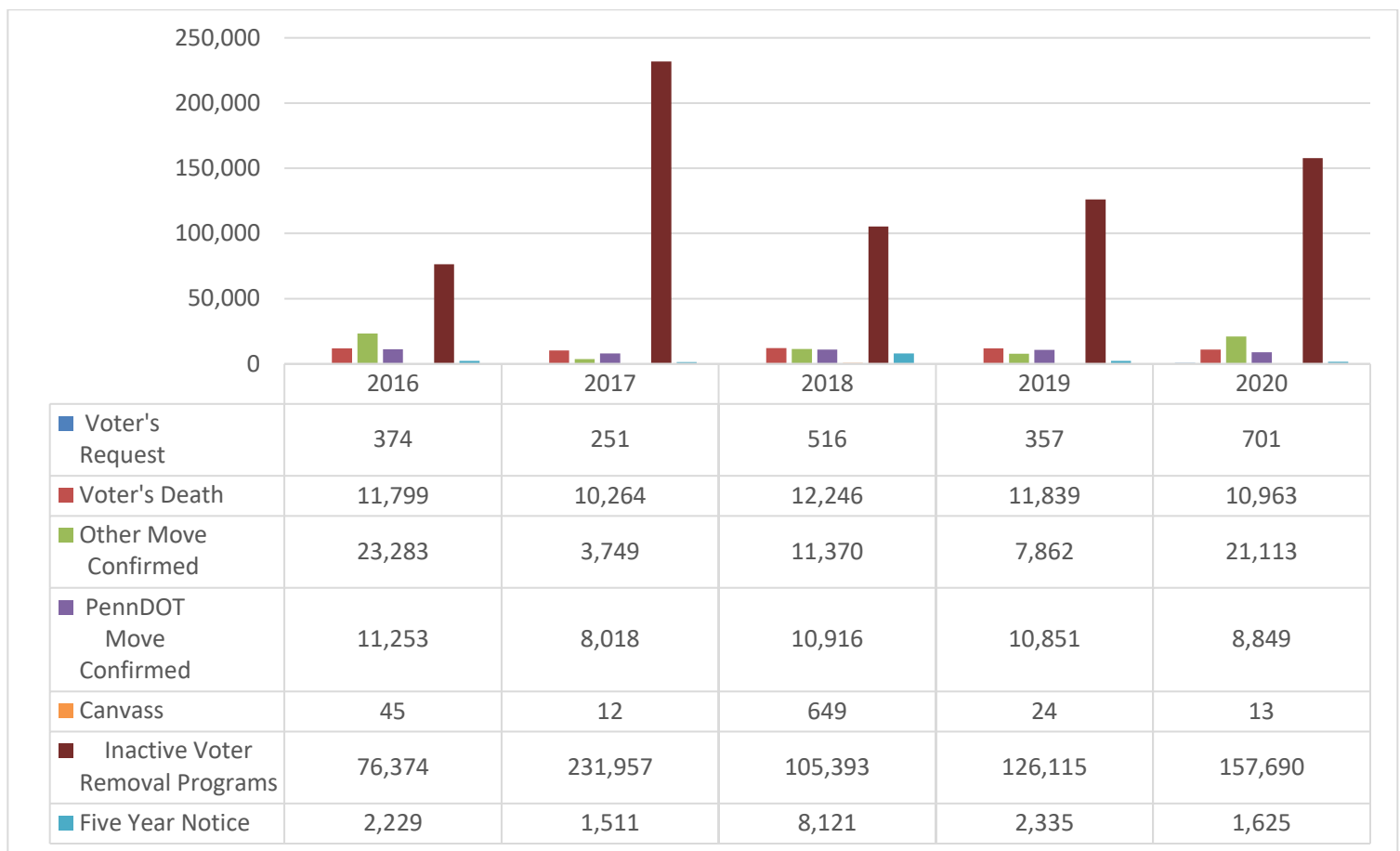
Voter's Death: The county has been notified of a voter's death by the Department of Health or other state and local officials.

Other Move Confirm: The voter has confirmed with the county they have moved from the address listed on their voter registration record based on a list maintenance mailing notice; e.g. data provided from the Electronic Registration Information Center.

Canvass: The county has determined based on the Canvass investigation process the voter is not qualified to be registered to vote.

PennDOT Move Confirmed: The voter has confirmed a change of address through PennDOT.

Inactive Voter Registration Cancellations by Status and Year



*In 2020, the Inactive Response to Mailing and 5 Year Notice is no longer reported individually as the counts are derived as part of Other Move Confirmed since those cancellations are related to the voter moving. Going forward, these categories will no longer be reported individually.

The following describes the circumstances when an *inactive* voter record would be placed into cancelled status:

Voter's Request: An inactive voter submits a cancellation form requesting that their voter registration be cancelled.

Voter's Death: The county has been notified of a voter's death by the Department of Health or other state and local officials.

Other Move Confirmed: The voter has confirmed with the county they have moved from the address listed on their voter registration record based on a list maintenance mailing notice; e.g. data provided from the Electronic Registration Information Center or if a voter responds to an Address Verification Notice indicating a change of address.

PennDOT Move Confirmed: The voter has confirmed a change of address through PennDOT.

Canvass: The county has determined based on the Canvass investigation process the voter is not qualified to be registered to vote.

Inactive Voter Removal Programs: Voters placed into *Inactive* status who do not have any record of activity for two federal general election cycles are cancelled following the second federal general election after becoming *Inactive*.

National Voter Registration Act (NVRA)

Total Agency Registrations

The National Voter Registration Act (NVRA) requires that “(1) Each state shall designate agencies for the registration of voters in election for Federal offices. (2) Each state shall designate as voter registration agencies – (A) all offices in the state that provide public assistance; and (B) all offices in the State that provide State-funded programs primarily engaged in providing service to persons with disabilities.” See 52 U.S.C. §20506. Pennsylvania, through its voter registration law, has incorporated these requirements for all elections. See 25 Pa.C.S. § 1325.

In light of these mandates, the Department continues to work with the covered agencies to ensure that the requirements of federal and state law are met. Since 2010, the Department has used bar-coded registration forms that allow the Department to identify the source agency of registrations to more accurately track the Department’s efforts, and subsequently ensure that agency efforts comply with the requirements of the NVRA and the Pennsylvania voter registration law.

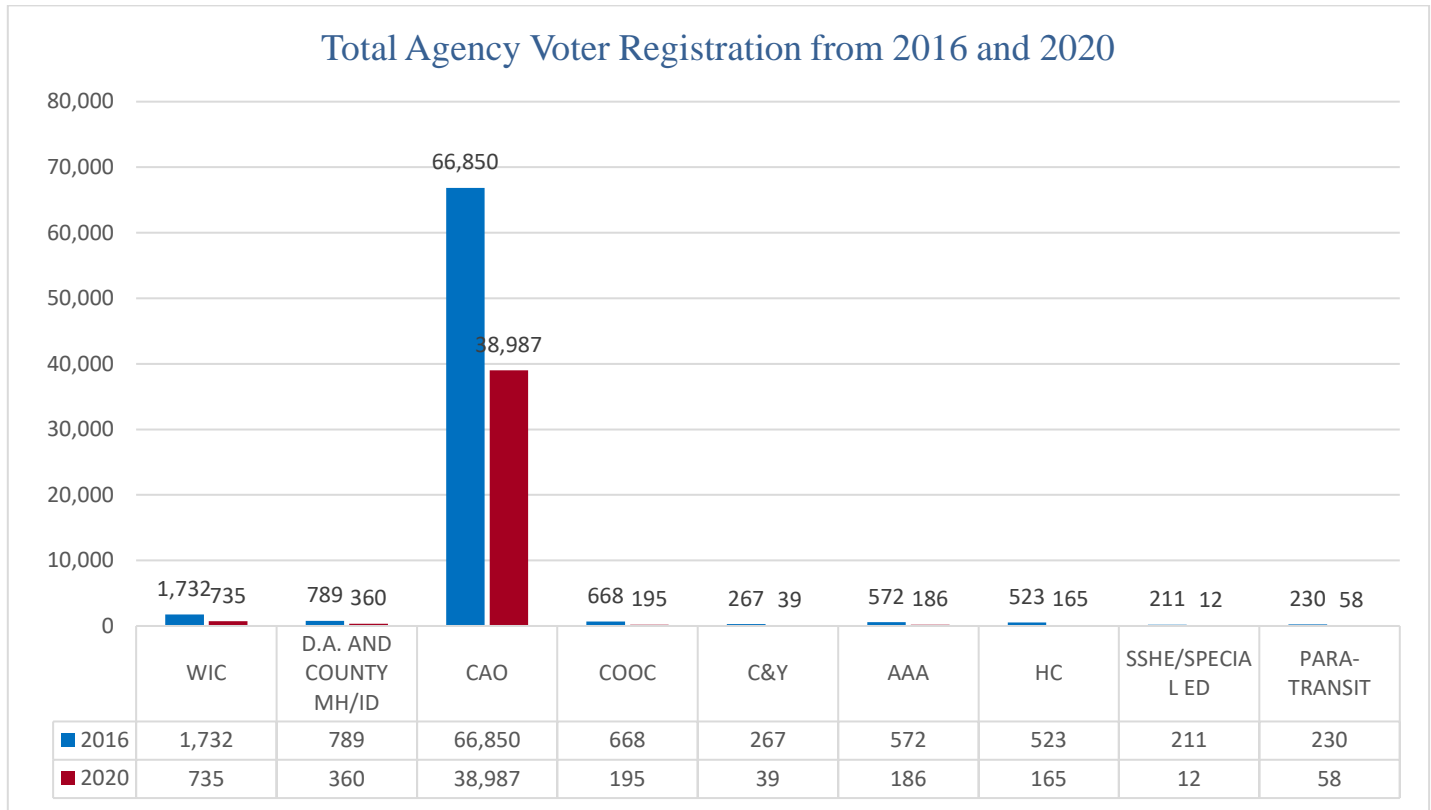
On December 2, 2017, the Pennsylvania Department of Human Services (DHS) became the first Commonwealth agency to publicly deploy an online voter registration service with the Department. Through this online service, DHS clients submitted more than 13,826 applications in 2020. The Department also worked with the Department of Labor & Industry’s (L&I) Office of Vocational Rehabilitation and the Department of Health’s Women, Infants and Children (WIC) program to deploy online services. Moving forward, the Department continues to look for other opportunities to modernize voter registration with state agencies.

During the 2020 calendar year, there was a fluctuation in voter registration applications as the COVID-19 pandemic impacted agency services and applicants seeking public benefits. The Department anticipates these numbers to return to more normal levels as agency services return to normal operations.

Code	Agency		Applications
WIC	WIC	Women, Infant and Children Nutrition Clinics	735
D.A. AND COUNTY MH/ID	Agencies Serving People with Disabilities and County MH/ID Offices	Blindness and Visual Services (BVS) district offices; BVS Contractors; centers for Independent Living; State Mental Health Centers; State Mental Health Hospitals; Office of Vocational Rehabilitation district offices; County Mental Health and Intellectual Disabilities	360
CAO	CAO	County Assistance Offices	38,987
COOC	COOC	Clerk of Orphans’ Courts	195

Code	Agency		Applications
C&Y	Children and Youth	Children and Youth, Children and Early Learning Organizations	39
AAA	AAA	Area Agencies on Aging	186
HC	Health Care	Health Care not for profit, Health Care-managed care and similar for-profit organizations	165
SSHE / SPECIAL ED	SSHE / Special Education Programs	Student Disability Services Offices at Universities within the State System of Higher Education; Bureau of Special Education	12
PARA-TRANSIT	Para-transit	Para-transit providers	58
Recruitment Centers		Armed Services Recruitment Centers	14

Total Agency Voter Registration from 2016 and 2020



For more details on agency voter registration, please refer to Appendix F.

Pennsylvania Department of Transportation

Since 1995, the Pennsylvania Department of Transportation (PennDOT) has played an integral role in voter registration through what is commonly known as the “Motor Voter” registration process. In 2003, the process became electronic. Motor Voter provides Commonwealth citizens with an opportunity to apply to register to vote while receiving or renewing their driver’s license or photo ID at a PennDOT center, as well as the opportunity to update their registration in-person and online. PennDOT voter registration applications can be grouped into two main groups: 1) Initial applications (otherwise known as new applications); 2) Change of Address applications (otherwise known as change applications).

Application Process to Register to Vote at a PennDOT Center

PennDOT customers visit a photo license center with a driver’s license application card provided by PennDOT. The application card contains a printed two-dimensional bar code. The bar code is scanned and the computer system determines the customer’s age. It then determines which customers will be at least 18 years old by the date of the next election and asks if the customer wishes to apply to register to vote;

The program is designed to ask customers if they are currently registered to vote. If not, they are provided the opportunity to apply to register:

- If a customer is not an eligible U.S. citizen, they do not see the Motor Voter application;

- Customers must confirm that they are U.S. citizens and qualified to register in the Commonwealth;
- Customers who choose to apply to register to vote are asked to confirm their county of residence and indicate a party preference. The customer is asked for optional information (telephone number and race);
- Customers are advised of the penalty for furnishing false information and are asked to sign a declaration that the information they have provided is true and correct to the best of their knowledge;
- Customers are provided a receipt indicating pertinent information about their voter registration application, including the date on which they applied at the photo license center. The receipt instructs customers to contact their county voter registration office if they do not receive a voter identification card within two weeks.

The completed applications are transmitted electronically by PennDOT's contracted vendor to the Department which, in turn, forwards the applications to individual county voter registration offices via the SURE system. For more detail on how these applications were processed by county officials, please refer to Appendices D and E.

Online Voter Registration

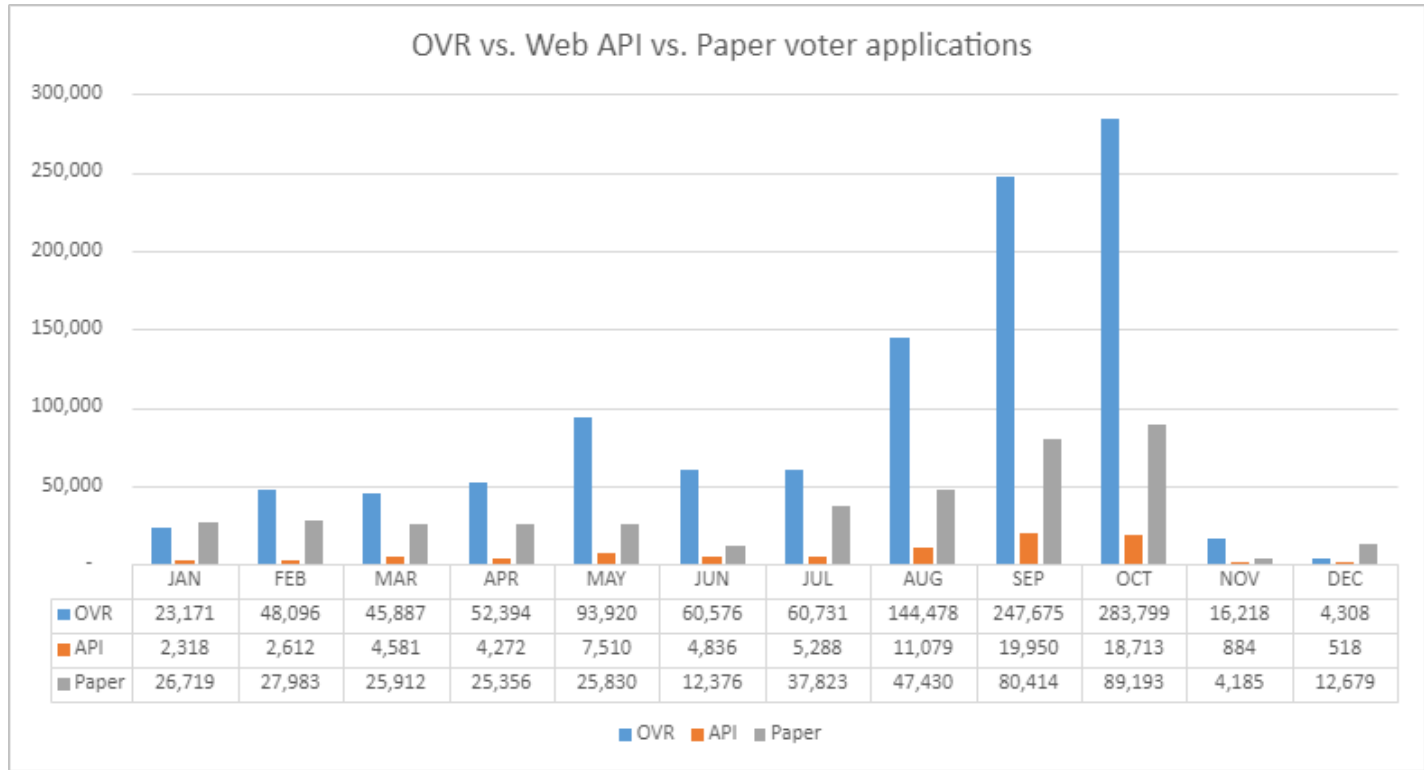
The Pennsylvania Online Voter Registration (OVR) Application was deployed on August 27, 2015. The OVR application provides residents of Pennsylvania with the opportunity to register to vote or change an existing voter registration online and electronically submit voter registration data to their county voter registration office for processing. In order to ensure the successful roll out of online voter registration, the Department actively engaged election stakeholders including county election directors, the elections advocacy community, and Pennsylvania citizens. In an effort to ensure that the final product would be universally useable, DOS also engaged the Center for Civic Design to review the text and the logical flow of information. The Center also field tested the application in an urban and a rural community. This highly interactive development process resulted in a better product overall and one that has been embraced by Pennsylvania voters in overwhelming numbers as seen in usage numbers.

During the 2020 calendar year, approximately 1,162,936 voter registration applications were submitted through the OVR application, including 734,554 new applications. During this same period, a total of 195,860 new paper applications were submitted to county voter registration offices. Since inception, OVR, has accounted for more than 2.73 million applications submitted online through the end of 2020.

Additionally, a relatively new feature to the online voter registration application is the ability to request a mail-in ballot while registering to vote. A separate application will be submitted during the registration process to vote by a mail-in ballot if the applicant chooses to submit the request simultaneously. The Department released this feature in 2020 to further streamline election operations and provide voters additional safe, and secure opportunities to vote during the pandemic.

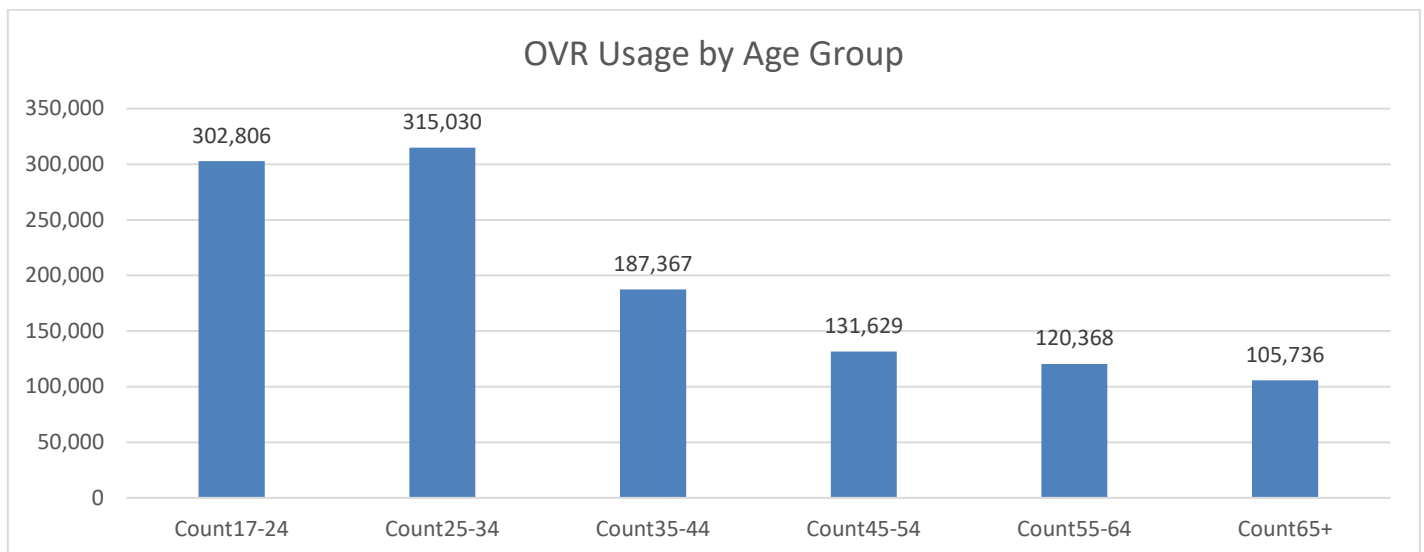
Comparison of Voter Registration Methods

The chart below depicts a general comparison of total applications submitted through OVR, OVR Web API, which is a subset of online voter registration, and paper applications. In addition to method of registration, these statistics are also broken down by month to highlight volume throughout the election cycle.



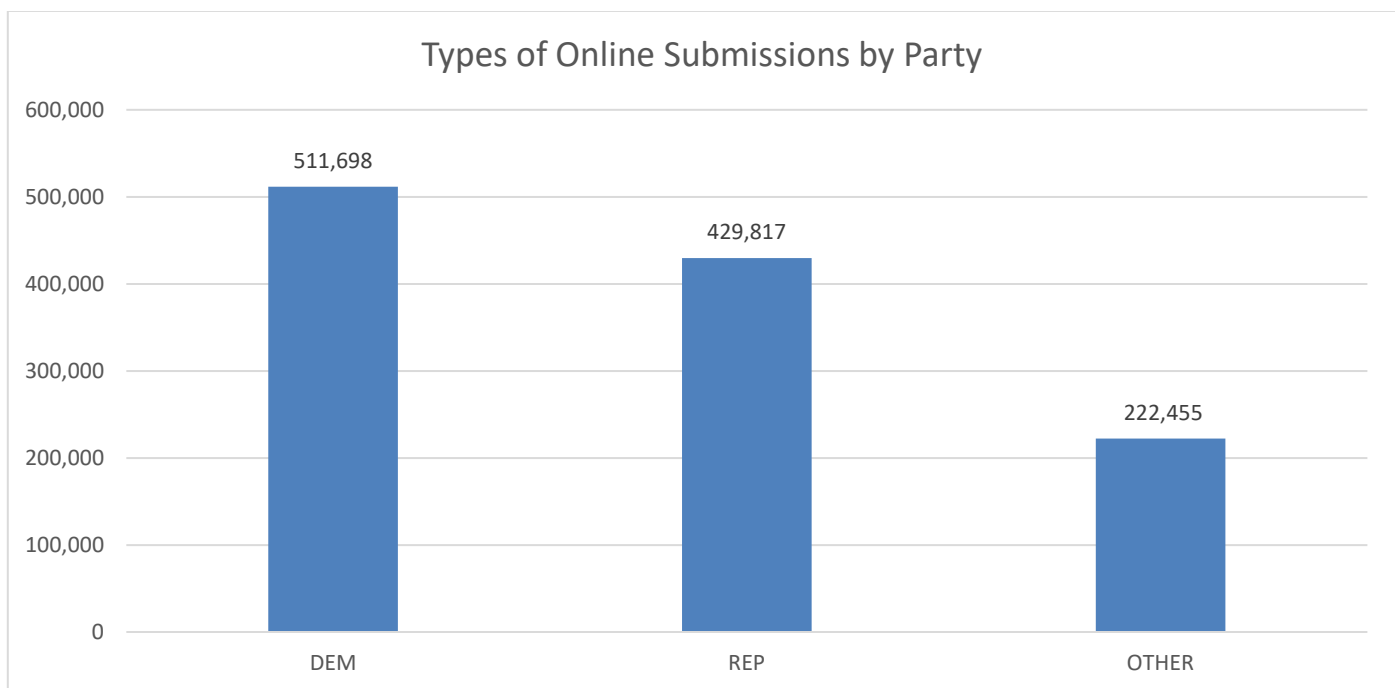
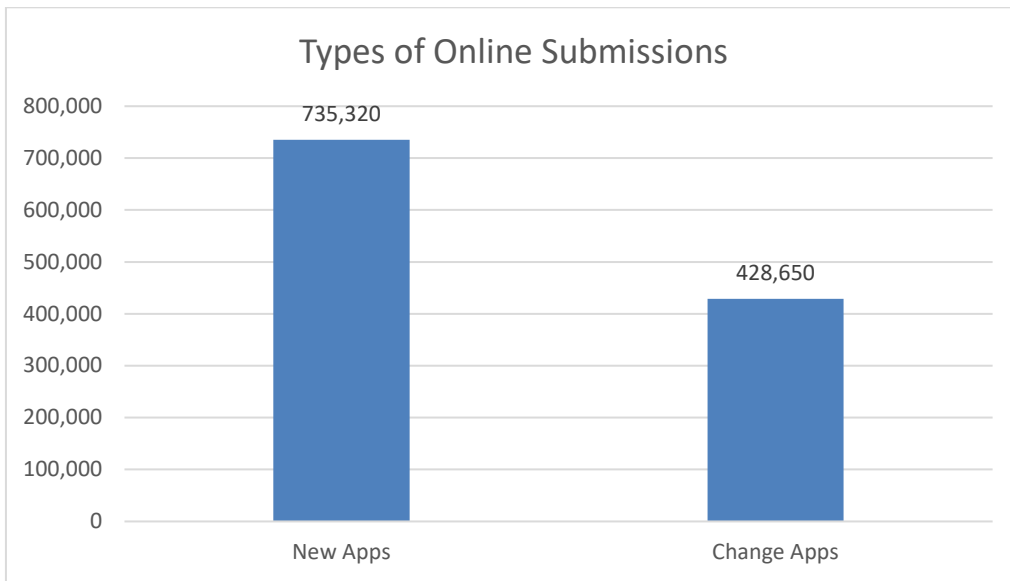
Demographics of Online Voter Registration

The graph below illustrates a summary breakdown of OVR usage statistics by age group. It provides a general idea of who uses the online service to register to vote or update their voter registration.



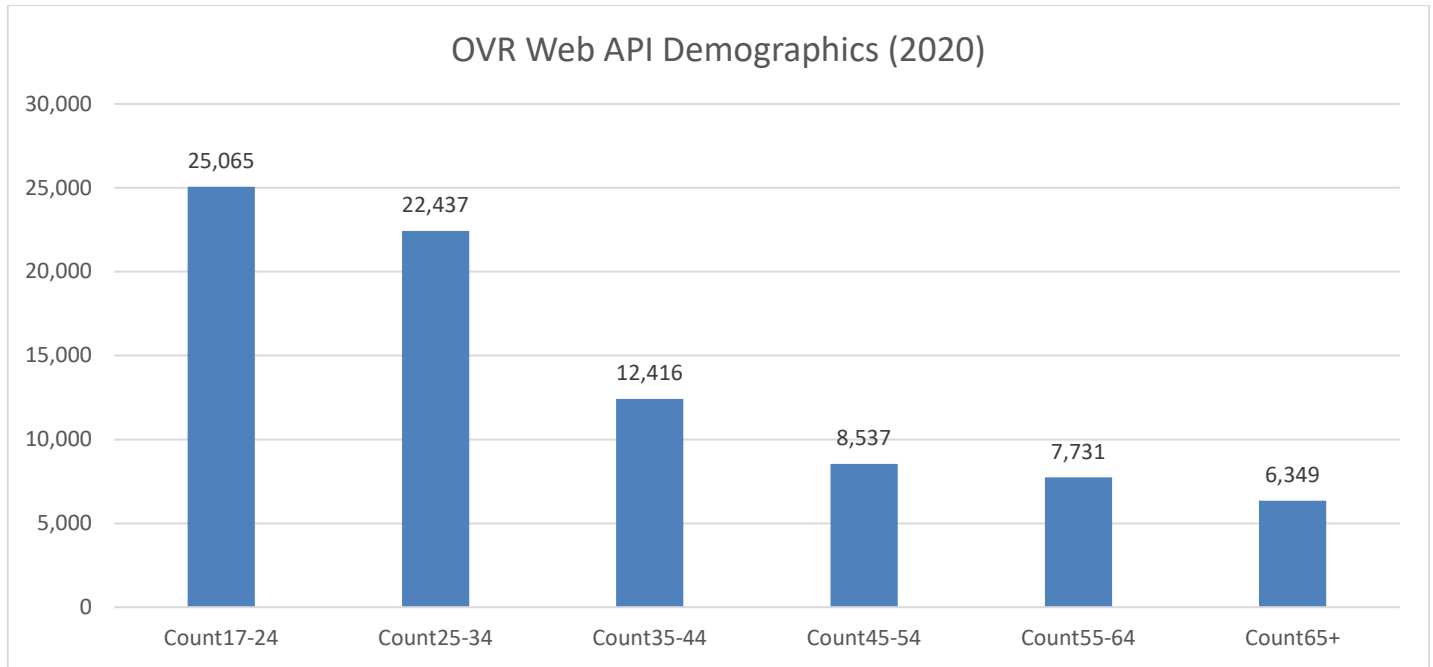
Types of Online Voter Registration Submissions

The following graphs identify the types of online voter registration, by New Applications and Change Applications, and the party affiliation of applicants registering to vote online. 'New Apps' indicate a new voter registration application while 'Change Apps' indicate a change to an existing voter registration record. Types of Submissions by Party indicate what 'Political Party' was selected on the OVR application.



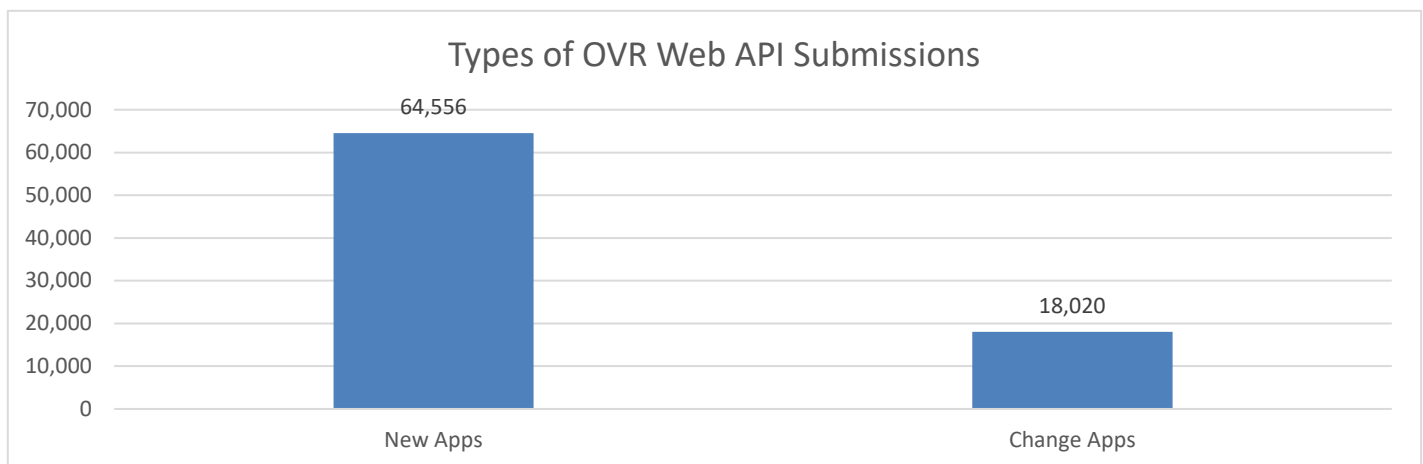
Demographics of OVR Web API

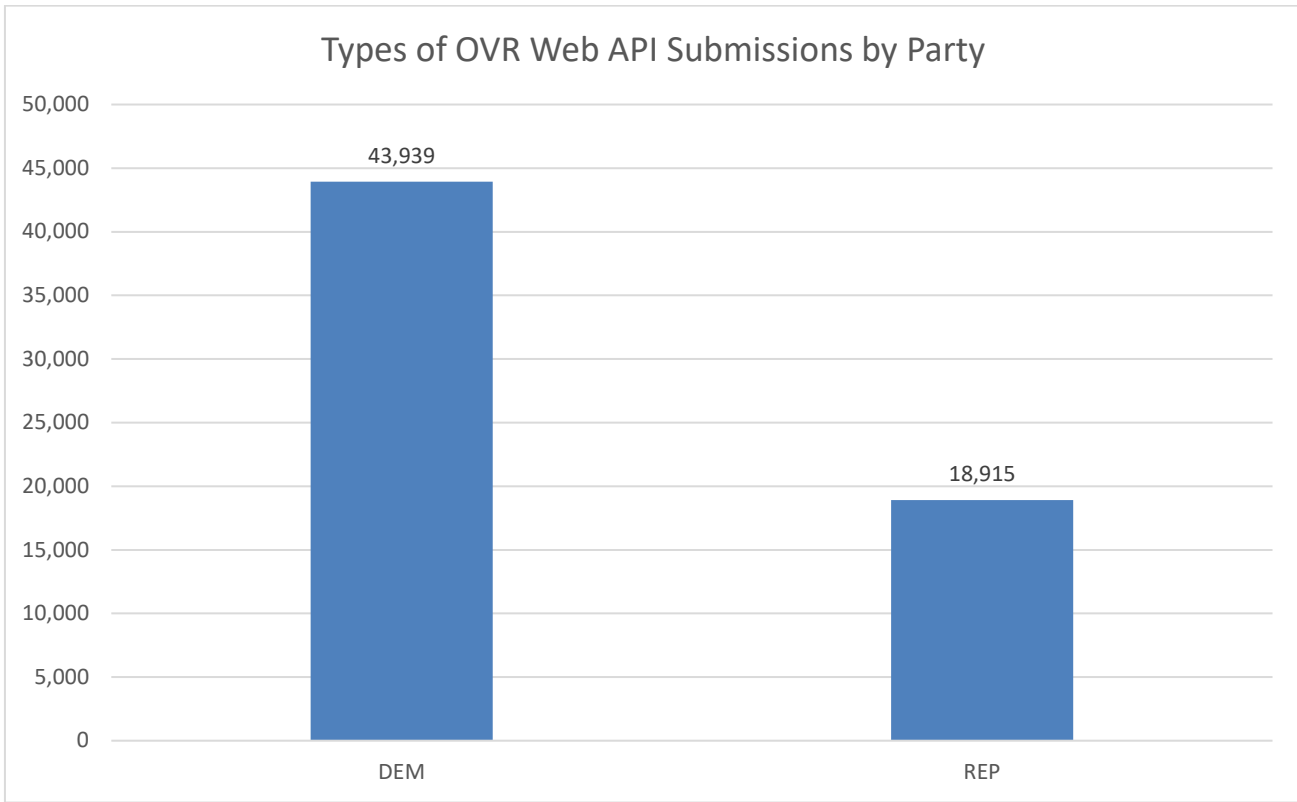
The graph below provides a summary breakdown of Online Voter Registration statistics, by age group, from the Department’s Web API interface.



Types of OVR Web API Submissions

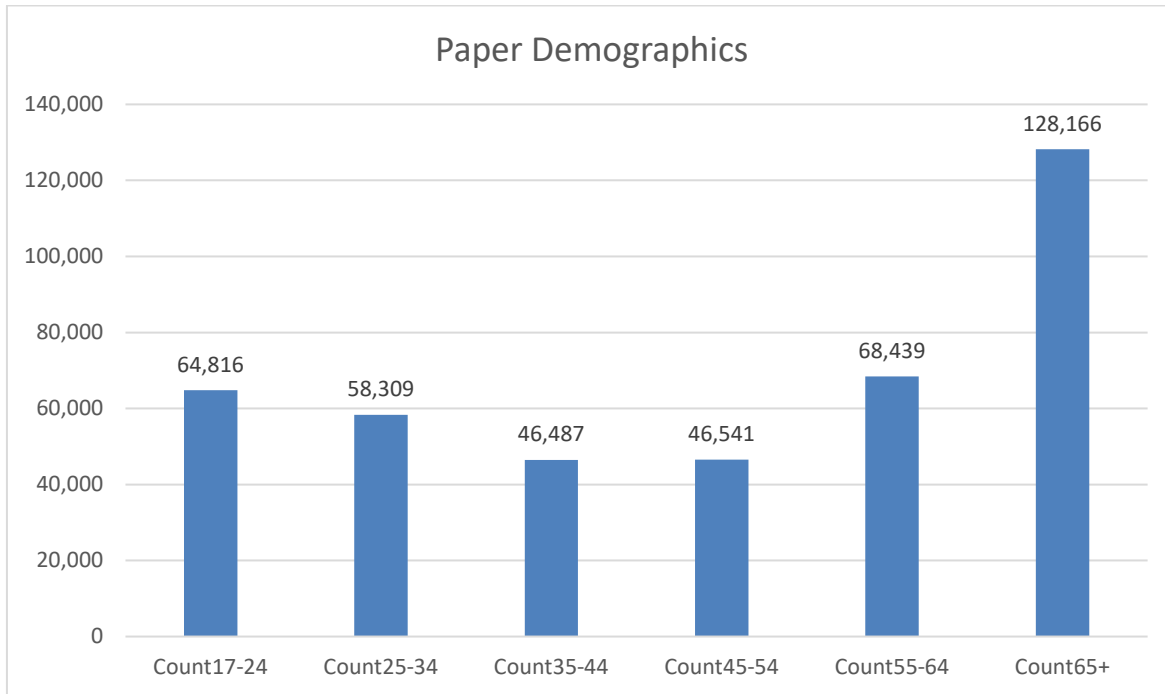
The following graphs identify the types of online voter registration submissions through the Department’s Web API, by New Apps and Change Apps, and the party affiliation of applicants registering to vote via the Web API. ‘New Apps’ indicate a new voter registration application submitted via Web API while ‘Change Apps’ pertain to a change to an existing voter registration record through a Web API application submission. Types of Submissions by Party indicate what ‘Political Party’ was selected on the online submitted voter registration application.





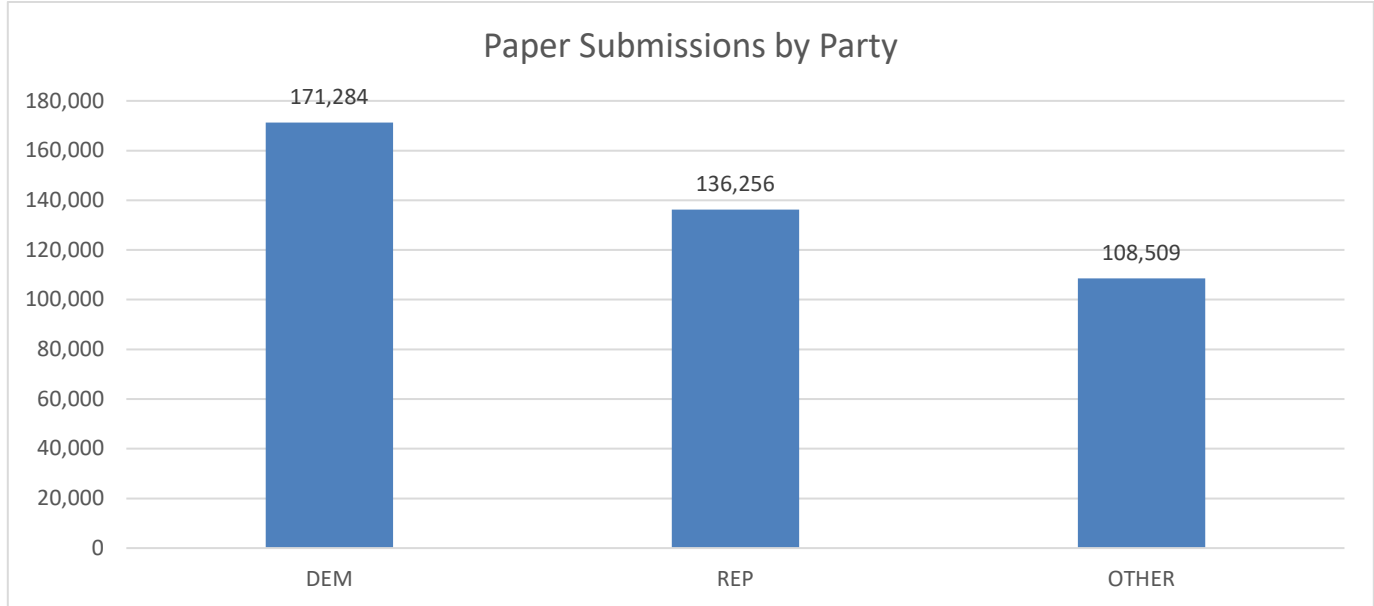
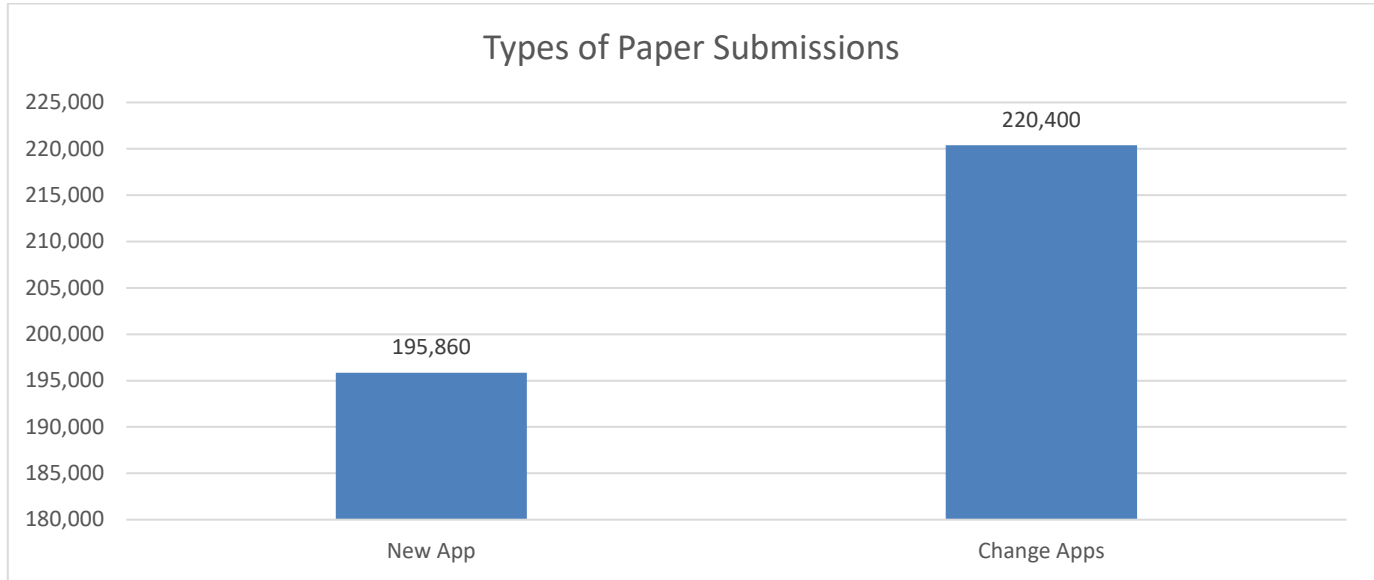
Demographics of Paper Submissions

The below graphic visualizes a summary breakdown of application statistics, by age group, for voter registration applications submitted in Paper form.



Types of Paper Submissions

The following graphs identify the types of voter registration submissions, by New Apps and Change Apps, and the party affiliation pertaining to paper applications submitted. 'New Apps' indicate a new paper voter registration application submitted while 'Change Apps' pertain to a change to an existing voter registration record through application submission. Types of Submissions by Party indicate what 'Party Affiliation' was selected on the paper voter registration application.



Voter Hall of Fame

The Pennsylvania Voter Hall of Fame program is administered by the Department of State, Bureau of Elections and Notaries. The program was established to promote awareness and to encourage all Pennsylvanians to exercise their right to vote. The Voter Hall of Fame publicly honors Pennsylvanians who have voted in at least 50 consecutive November elections. The inductees serve as ambassadors in their communities – leading by example and encouraging participation in the electoral process.

In 2020, the Department inducted 39 citizens from eleven (11) counties into the *Pennsylvania Voter Hall of Fame*, despite the COVID-19 pandemic. The 39 new members bring total membership to 23,835, with the membership spanning all 67 counties throughout the Commonwealth. As an ongoing recognition, the Department maintains a display on the third floor of the North Office Building in Harrisburg.

Statewide Uniform Registry of Electors (SURE)

SURE is the Department's centralized voter registration and election management system, which ensures the accuracy and integrity of the Commonwealth's voter registration records maintained by the election authorities in Pennsylvania's 67 counties. The SURE system is a platform that supports the critical functions of the Commonwealth's elections — from determining voter eligibility to maintaining precinct data to producing poll books. A centralized, uniform registry that is accessible to all county offices greatly enhances the overall accuracy and integrity of the voter registration rolls and the resulting quality of voter services.

SURE Voter Registration (SURE VR)

The SURE VR application is used by counties to process and maintain voter registration records and to perform a number of election-related tasks, including the management of vote history, absentee ballots, poll books, election-related reports, and voter registration correspondence to voters.

SURE Portals

Public Portal

Voters can access the SURE Public Portal through the Department of State website, where they can register to vote online, check their voter registration status, locate their polling place, and retrieve electronic balloting materials for Uniform Military & Overseas Voters Act (UMOVA) qualified voters.

County Portal

The SURE County Portal provides counties with voter search, provisional ballot processing/certification, and other basic capabilities through a standard web browser rather than the specialized equipment required to access SURE VR. Counties can use the portal for seasonal and temporary staff who may need to access basic SURE functionality during an election or other busy period of time. Additionally, counties use the portal to upload election results, certify election results, and certify voter registration statistics.

Agency Portal

The agency portal is used by Department of State personnel to maintain elections and campaign finance data. The Department uses the portal to maintain and retrieve the archive of historic election results by precinct and county, manage nomination petitions, and manage campaign finance records.

Kiosk

The kiosk is a public portal which is accessed through terminals located in county election offices and at the Department of State. These portals allow the public to electronically submit voter registration applications, submit changes to their current registration, and search public state-wide voter registration rolls.

Web Application Programming Interface (Web API)

A Web Application Programming Interface (Web API) was created for individuals and organizations that wish to develop a website to gather voter registration application data during voter registration drives. The Web API application contains information these organizations need in order to submit voter registration applications in an electronic format versus submitting paper applications. Entities that are granted access to use the API do not have direct access to the SURE system.

This tool also interacts with PennDOT to capture signatures from valid driver's licenses and sends the Pending Missing Signature correspondence, as necessary. A rigorous certification process managed by the Department of State ensures the individuals or organizations wishing to use the Web API tool meet DOS-identified testing and security standards prior to approving their Web API account. Like online voter registration, signatures may be uploaded through the Web API interface or a request to receive a mail-in ballot may be submitted as a separate application in addition to the voter registration application.

Appendix A

Voter registration figures by county and political party as of December 31, 2020.

COMMONWEALTH OF PENNSYLVANIA
POLITICAL PARTY REGISTRATION - DECEMBER 31, 2020

County Name	Democratic	Republican	Other	Total	County Name	Democratic	Republican	Other	Total
ADAMS	20,047	40,833	11,583	72,463	LACKAWANNA	83,004	45,804	15,536	144,344
ALLEGHENY	539,655	267,866	134,860	942,381	LANCASTER	115,395	181,641	57,993	355,029
ARMSTRONG	13,666	25,993	5,200	44,859	LAWRENCE	23,372	26,166	6,565	56,103
BEAVER	52,169	46,044	14,769	112,982	LEBANON	27,549	50,903	14,136	92,588
BEDFORD	6,653	22,993	2,992	32,638	LEHIGH	114,008	83,177	42,533	239,718
BERKS	113,629	107,792	41,426	262,847	LUZERNE	106,367	86,375	28,160	220,902
BLAIR	21,999	48,528	9,991	80,518	LYCOMING	20,185	41,964	9,410	71,559
BRADFORD	8,966	23,520	4,798	37,284	McKEAN	6,506	15,841	3,583	25,930
BUCKS	209,150	199,006	80,890	489,046	MERCER	29,232	35,737	9,853	74,822
BUTLER	43,583	79,638	20,067	143,288	MIFFLIN	6,641	17,744	3,023	27,408
CAMBRIA	38,176	40,756	9,358	88,290	MONROE	54,657	40,588	23,565	118,810
CAMERON	930	1,796	395	3,121	MONTGOMERY	301,442	211,418	95,848	608,708
CARBON	17,873	21,958	7,365	47,196	MONTOUR	4,816	6,941	2,294	14,051
CENTRE	46,920	44,675	20,715	112,310	NORTHAMPTON	102,259	81,461	43,721	227,441
CHESTER	152,077	150,665	64,876	367,618	NORTHUMBERLAND	19,068	30,558	8,040	57,666
CLARION	6,794	14,822	2,755	24,371	PERRY	6,543	19,642	3,758	29,943
CLEARFIELD	14,811	27,985	5,420	48,216	PHILADELPHIA	856,966	130,589	141,780	1,129,335
CLINTON	7,579	11,947	2,868	22,394	PIKE	14,893	20,493	9,588	44,974
COLUMBIA	13,649	20,172	6,091	39,912	POTTER	2,179	7,596	1,177	10,952
CRAWFORD	18,375	31,117	7,040	56,532	SCHUYLKILL	29,941	48,793	11,545	90,279
CUMBERLAND	64,051	92,573	30,752	187,376	SNYDER	5,353	15,390	2,954	23,697
DAUPHIN	86,130	75,209	28,595	189,934	SOMERSET	13,732	30,555	4,838	49,125
DELAWARE	208,351	160,748	56,728	425,827	SULLIVAN	1,285	2,593	460	4,338
ELK	7,351	10,527	2,292	20,170	SUSQUEHANNA	7,264	16,412	3,634	27,310
ERIE	86,502	67,466	24,072	178,040	TIOGA	5,995	17,365	3,534	26,894
FAYETTE	37,908	33,965	7,649	79,522	UNION	7,871	14,000	4,335	26,206
FOREST	1,153	1,972	384	3,509	VENANGO	9,663	19,285	4,312	33,260
FRANKLIN	23,928	59,933	13,822	97,683	WARREN	9,661	16,787	4,976	31,424
FULTON	1,991	6,826	1,026	9,843	WASHINGTON	66,423	68,235	18,793	153,451
GREENE	10,068	10,443	2,264	22,775	WAYNE	9,587	19,609	5,434	34,630
HUNTINGDON	7,430	18,022	2,928	28,380	WESTMORELAND	103,416	119,939	30,735	254,090
INDIANA	17,879	27,229	6,626	51,734	WYOMING	5,346	10,854	2,147	18,347
JEFFERSON	8,316	20,049	3,686	32,051	YORK	101,558	159,946	49,695	311,199
JUNIATA	3,356	9,621	1,484	14,461	PENNSYLVANIA	4,183,292	3,517,090	1,303,722	9,004,104

Appendix B

Comparison of major party voter registration totals
from December 2019 to December 2020

COMMONWEALTH OF PENNSYLVANIA
COMPARISON OF VOTER REGISTRATION TOTALS
DECEMBER 2019 - DECEMBER 2020

COUNTY NAME	DEMOCRATIC			REPUBLICAN		
	DEM 2019	DEM 2020	% DIFFERENCE	REP 2019	REP 2020	% DIFFERENCE
ADAMS	19,090	20,047	0.05	36,862	40,833	0.11
ALLEGHENY	555,649	539,655	-0.03	263,952	267,866	0.01
ARMSTRONG	13,903	13,666	-0.02	22,848	25,993	0.14
BEAVER	53,417	52,169	-0.02	41,701	46,044	0.10
BEDFORD	7,558	6,653	-0.12	21,229	22,993	0.08
BERKS	113,029	113,629	0.01	99,834	107,792	0.08
BLAIR	21,411	21,999	0.03	43,762	48,528	0.11
BRADFORD	9,196	8,966	-0.03	21,833	23,520	0.08
BUCKS	195,772	209,150	0.07	184,054	199,006	0.08
BUTLER	39,667	43,583	0.10	69,970	79,638	0.14
CAMBRIA	38,774	38,176	-0.02	34,673	40,756	0.18
CAMERON	975	930	-0.05	1,615	1,796	0.11
CARBON	17,673	17,873	0.01	19,457	21,958	0.13
CENTRE	45,828	46,920	0.02	42,934	44,675	0.04
CHESTER	142,423	152,077	0.07	148,586	150,665	0.01
CLARION	7,076	6,794	-0.04	13,233	14,822	0.12
CLEARFIELD	15,410	14,811	-0.04	24,341	27,985	0.15
CLINTON	7,661	7,579	-0.01	10,181	11,947	0.17
COLUMBIA	13,657	13,649	0.00	18,186	20,172	0.11
CRAWFORD	18,315	18,375	0.00	28,133	31,117	0.11
CUMBERLAND	59,656	64,051	0.07	87,419	92,573	0.06
DAUPHIN	83,635	86,130	0.03	72,995	75,209	0.03
DELAWARE	190,702	208,351	0.09	156,575	160,748	0.03
ELK	7,890	7,351	-0.07	8,880	10,527	0.19
ERIE	96,846	86,502	-0.11	69,185	67,466	-0.02
FAYETTE	40,482	37,908	-0.06	28,490	33,965	0.19
FOREST	1,178	1,153	-0.02	1,808	1,972	0.09
FRANKLIN	23,775	23,928	0.01	55,584	59,933	0.08
FULTON	2,099	1,991	-0.05	5,961	6,826	0.15
GREENE	10,534	10,068	-0.04	8,822	10,443	0.18
HUNTINGDON	7,557	7,430	-0.02	16,094	18,022	0.12
INDIANA	18,712	17,879	-0.04	24,598	27,229	0.11
JEFFERSON	8,730	8,316	-0.05	17,623	20,049	0.14
JUNIATA	3,405	3,356	-0.01	8,666	9,621	0.11
LACKAWANNA	83,888	83,004	-0.01	42,144	45,804	0.09
LANCASTER	106,762	115,395	0.08	167,406	181,641	0.09
LAWRENCE	24,002	23,372	-0.03	23,527	26,166	0.11
LEBANON	25,939	27,549	0.06	46,676	50,903	0.09

COMMONWEALTH OF PENNSYLVANIA
COMPARISON OF VOTER REGISTRATION TOTALS
DECEMBER 2019 - DECEMBER 2020

COUNTY NAME	DEMOCRATIC			REPUBLICAN		
	DEM 2019	DEM 2020	% DIFFERENCE	REP 2019	REP 2020	% DIFFERENCE
LEHIGH	111,803	114,008	0.02	78,576	83,177	0.06
LUZERNE	105,254	106,367	0.01	77,960	86,375	0.11
LYCOMING	20,362	20,185	-0.01	38,663	41,964	0.09
MCKEAN	6,439	6,506	0.01	13,952	15,841	0.14
MERCER	28,933	29,232	0.01	31,788	35,737	0.12
MIFFLIN	6,624	6,641	0.00	15,554	17,744	0.14
MONROE	50,488	54,657	0.08	36,355	40,588	0.12
MONTGOMERY	274,955	301,442	0.10	200,818	211,418	0.05
MONTOUR	4,616	4,816	0.04	6,380	6,941	0.09
NORTHAMPTON	95,710	102,259	0.07	73,809	81,461	0.10
NORTHUMBERLAND	18,814	19,068	0.01	27,225	30,558	0.12
PERRY	6,418	6,543	0.02	17,812	19,642	0.10
PHILADELPHIA	815,218	856,966	0.05	117,919	130,589	0.11
PIKE	13,564	14,893	0.10	17,956	20,493	0.14
POTTER	2,352	2,179	-0.07	7,030	7,596	0.08
SCHUYLKILL	29,947	29,941	0.00	43,884	48,793	0.11
SNYDER	5,229	5,353	0.02	13,805	15,390	0.11
SOMERSET	14,330	13,732	-0.04	27,112	30,555	0.13
SULLIVAN	1,418	1,285	-0.09	2,481	2,593	0.05
SUSQUEHANNA	7,151	7,264	0.02	14,872	16,412	0.10
TIOGA	5,947	5,995	0.01	15,652	17,365	0.11
UNION	7,091	7,871	0.11	12,569	14,000	0.11
VENANGO	9,642	9,663	0.00	17,156	19,285	0.12
WARREN	9,858	9,661	-0.02	15,665	16,787	0.07
WASHINGTON	66,255	66,423	0.00	60,214	68,235	0.13
WAYNE	9,419	9,587	0.02	18,185	19,609	0.08
WESTMORELAND	102,458	103,416	0.01	106,503	119,939	0.13
WYOMING	5,154	5,346	0.04	9,848	10,854	0.10
YORK	95,027	101,558	0.07	145,242	159,946	0.10
PENNSYLVANIA	4,062,752	4,183,292	0.03	3,254,822	3,517,090	0.08

Appendix C

Contains data for various registration methods:

- Total voter registration applications by non-agency sources
- Total voter registration applications by public assistance agencies
- Total online voter registration by county
- New registration applications by non-agency sources
- New registration applications by public assistance agencies

COMMONWEALTH OF PENNSYLVANIA
TOTAL VOTER REGISTRATION APPLICATIONS BY NON-AGENCY SOURCES IN 2020

COUNTY NAME	In Person	PennDOT	Mail	Rcrtmnt Centers	VR Drives	PennDOT COA (Transfers)	Other (Transfers)
ADAMS	192	2,034	2,394	0	18	3,933	1
ALLEGHENY	1,047	17,256	20,999	0	8,736	55,452	450
ARMSTRONG	138	776	1,353	0	6	2,023	35
BEAVER	548	2,207	3,937	0	203	6,792	1,673
BEDFORD	305	589	990	0	4	1,839	7
BERKS	205	5,167	10,041	0	313	16,025	646
BLAIR	247	1,580	3,008	0	9	5,500	956
BRADFORD	350	820	1,032	0	22	1,990	97
BUCKS	224	10,097	13,960	0	346	23,203	70
BUTLER	140	2,567	3,428	0	16	6,909	38
CAMBRIA	136	1,672	3,156	13	336	4,677	535
CAMERON	51	49	69	0	20	190	8
CARBON	0	865	1,544	0	3	2,652	32
CENTRE	37	2,100	3,005	0	955	5,216	1,217
CHESTER	396	7,797	7,404	0	3,196	21,735	79
CLARION	341	417	740	0	8	1,326	7
CLEARFIELD	279	1,174	1,564	0	22	3,661	548
CLINTON	64	487	1,053	0	4	1,445	5
COLUMBIA	154	766	875	0	5	2,703	29
CRAWFORD	280	1,001	2,243	0	5	3,577	6
CUMBERLAND	537	3,910	4,413	0	332	12,399	537
DAUPHIN	300	4,440	5,781	0	831	14,826	29
DELAWARE	754	7,688	13,359	0	656	21,513	437
ELK	144	364	498	0	233	1,169	152
ERIE	799	4,492	5,846	0	82	12,400	2
FAYETTE	395	1,702	1,744	0	1,190	4,642	93
FOREST	48	52	98	0	1	184	0
FRANKLIN	642	2,536	2,026	0	185	6,077	47
FULTON	253	225	286	0	1	482	5
GREENE	281	442	646	0	7	1,091	123
HUNTINGDON	139	422	1,255	0	5	1,642	4
INDIANA	172	880	1,952	0	7	3,075	1
JEFFERSON	79	638	1,753	0	1	1,658	80
JUNIATA	152	244	324	0	54	751	43

COUNTY NAME	In Person	PennDOT	Mail	Rcrtmnt Centers	VR Drives	PennDOT COA (Transfers)	Other (Transfers)
LACKAWANNA	405	2,747	2,723	0	3,118	8,641	196
LANCASTER	102	8,392	11,358	0	139	23,660	856
LAWRENCE	14	1,196	1,609	0	13	3,066	2
LEBANON	12	2,022	3,181	0	329	6,811	118
LEHIGH	615	6,933	7,456	0	690	18,465	1,578
LUZERNE	41	3,890	7,729	0	377	11,121	71
LYCOMING	512	1,576	2,127	0	284	5,480	1,139
MCKEAN	194	596	800	0	3	1,941	94
MERCER	295	1,570	3,181	0	448	3,940	928
MIFFLIN	71	543	1,461	0	14	2,024	6
MONROE	739	4,889	2,605	0	171	7,119	14
MONTGOMERY	338	12,361	18,219	0	585	38,910	652
MONTOUR	82	361	576	0	0	1,124	4
NORTHAMPTON	345	5,407	5,049	0	334	14,447	143
NORTHUMBERLAND	45	1,058	1,700	0	8	3,517	21
PERRY	140	522	1,348	0	2	1,793	1
PHILADELPHIA	3,066	25,982	43,127	0	24,048	83,287	96
PIKE	369	1,854	1,490	0	10	1,893	10
POTTER	62	248	392	0	0	675	151
SCHUYLKILL	327	1,584	2,045	0	483	5,419	1,139
SNYDER	178	400	789	0	125	1,352	45
SOMERSET	247	1,049	1,311	0	519	2,512	601
SULLIVAN	57	77	118	0	0	200	1
SUSQUEHANNA	0	536	1,066	0	2	1,191	3
TIOGA	133	585	928	1	9	1,643	79
UNION	655	495	963	0	10	1,306	41
VENANGO	190	683	1,256	0	6	1,953	2
WARREN	112	507	509	0	0	1,605	19
WASHINGTON	458	2,966	4,475	0	693	8,065	8
WAYNE	293	1,016	828	0	96	1,629	6
WESTMORELAND	203	4,027	6,627	0	1,762	11,591	731
WYOMING	73	331	544	0	77	965	191
YORK	317	6,971	6,816	0	1,537	18,287	209
PENNSYLVANIA	20,519	190,830	267,182	14	53,704	548,389	17,147

COMMONWEALTH OF PENNSYLVANIA
TOTAL VOTER REGISTRATION APPLICATIONS BY PUBLIC ASSISTANCE AGENCIES IN 2020

COUNTY NAME	WIC	D.A. AND COUNTY MH/ID	CAO	COOC	C&Y	AAA	HC	SSHE / SPECIAL ED	PARA-TRANSIT	Agency Total
ADAMS	22	3	191	1	0	1	0	0	0	218
ALLEGHENY	51	15	3,840	7	9	29	37	4	5	3,997
ARMSTRONG	11	1	324	2	0	5	3	0	0	346
BEAVER	10	14	538	28	0	4	0	0	0	594
BEDFORD	0	1	59	0	0	0	0	0	0	60
BERKS	15	11	1,267	23	1	0	0	2	2	1,321
BLAIR	9	7	271	0	0	0	0	0	0	287
BRADFORD	0	0	155	0	0	1	0	0	0	156
BUCKS	1	1	1,013	3	0	0	1	0	1	1,020
BUTLER	1	4	300	1	0	1	3	0	0	310
CAMBRIA	2	1	375	0	0	0	0	0	2	380
CAMERON	2	0	27	0	0	2	0	0	0	31
CARBON	0	10	207	0	0	8	0	0	1	226
CENTRE	0	2	227	33	2	1	10	0	0	275
CHESTER	9	2	757	3	0	0	13	0	0	784
CLARION	4	2	149	0	0	0	1	0	0	156
CLEARFIELD	12	0	283	1	1	6	2	2	0	307
CLINTON	7	0	87	0	0	0	0	0	0	94
COLUMBIA	7	1	103	0	0	1	0	0	0	112
CRAWFORD	2	3	168	0	1	2	0	0	0	176
CUMBERLAND	8	4	445	1	0	0	3	1	0	462
DAUPHIN	24	11	1,139	1	0	4	1	0	0	1,180
DELAWARE	5	2	522	8	0	3	1	0	3	544
ELK	2	7	88	7	0	2	1	0	0	107
ERIE	26	22	912	1	0	4	9	0	0	974
FAYETTE	5	3	713	1	0	0	0	0	0	722
FOREST	0	0	13	0	0	0	0	0	0	13
FRANKLIN	11	0	468	2	1	5	0	0	0	487
FULTON	0	1	48	1	0	0	0	0	0	50
GREENE	4	2	114	0	0	0	0	0	0	120
HUNTINGDON	0	1	19	1	0	1	0	0	0	22

COMMONWEALTH OF PENNSYLVANIA
TOTAL VOTER REGISTRATION APPLICATIONS BY PUBLIC ASSISTANCE AGENCIES IN 2020

COUNTY NAME	WIC	D.A. AND COUNTY MH/ID	CAO	COOC	C&Y	AAA	HC	SSHE / SPECIAL ED	PARA- TRANSIT	Agency Total
INDIANA	3	0	144	0	0	0	0	0	0	147
JEFFERSON	2	2	55	0	0	2	0	0	0	61
JUNIATA	1	0	74	3	0	0	0	0	0	78
LACKAWANNA	1	8	821	0	0	6	28	1	0	865
LANCASTER	4	14	790	4	0	8	0	1	0	821
LAWRENCE	2	1	52	0	0	0	0	0	0	55
LEBANON	4	2	278	0	0	0	0	0	1	285
LEHIGH	6	7	1,121	0	1	1	5	0	9	1,150
LUZERNE	6	3	856	1	0	4	1	0	2	873
LYCOMING	14	6	330	0	0	1	0	0	1	352
MCKEAN	1	1	136	0	0	0	2	0	0	140
MERCER	18	6	427	0	2	4	1	0	1	459
MIFFLIN	0	2	92	1	0	0	0	0	0	95
MONROE	3	0	329	3	1	0	0	0	0	336
MONTGOMERY	21	98	1,704	2	5	14	8	1	8	1,861
MONTOUR	0	3	42	0	0	0	0	0	0	45
NORTHAMPTON	1	3	477	0	0	2	3	0	6	492
NORTHUMBERLAND	0	1	175	0	0	3	0	0	0	179
PERRY	1	0	88	1	0	2	0	0	0	92
PHILADELPHIA	349	6	12,108	3	4	11	28	0	15	12,524
PIKE	1	0	136	0	0	0	0	0	0	137
POTTER	15	0	56	0	0	4	0	0	0	75
SCHUYLKILL	2	6	509	10	3	8	0	0	0	538
SNYDER	4	2	75	20	1	0	0	0	0	102
SOMERSET	1	13	234	0	2	6	3	0	0	259
SULLIVAN	0	1	22	0	0	0	0	0	0	23
SUSQUEHANNA	0	2	27	0	0	0	0	0	0	29
TIOGA	0	1	141	0	0	0	0	0	0	142
UNION	0	4	100	0	0	1	0	0	0	105
VENANGO	0	1	115	2	4	2	0	0	0	124
WARREN	7	19	132	0	0	0	1	0	0	159
WASHINGTON	1	0	409	8	0	2	0	0	0	420
WAYNE	0	6	165	12	1	11	0	0	0	195
WESTMORELAND	12	11	1,033	0	0	9	0	0	1	1,066

COMMONWEALTH OF PENNSYLVANIA
TOTAL VOTER REGISTRATION APPLICATIONS BY PUBLIC ASSISTANCE AGENCIES IN 2020

COUNTY NAME	WIC	D.A. AND COUNTY MH/ID	CAO	COOC	C&Y	AAA	HC	SSHE/ SPECIAL ED	PARA- TRANSIT	Agency Total
WYOMING	1	0	63	0	0	1	0	0	0	65
YORK	4	0	849	0	0	4	0	0	0	857
TOTALS	735	360	38,987	195	39	186	165	12	58	40,737

WIC - Women, Infants and Children
D.A. - Disability Agencies
County MH/ID - County Mental Health and Intellectual Disabilities
CAO - County Assistance Offices
COOC - Clerk of Orphan's Court
C&Y - County Children and Youth Offices
HC - Health Care facilities
SSHE - State System of Higher Education
Special Ed. Program - Bureau of Special Education
AAA - Area Agencies on Aging

COMMONWEALTH OF PENNSYLVANIA
Total Online Voter Registration 2020

(Application counts will not align 100% with overall totals provided in the report
due to when the data was generated and processing status as of December 31, 2020)

COUNTY NAME	New Applications	Change Applications	Total Applications
ADAMS	6,254	2,642	8,896
ALLEGHENY	72,760	56,432	129,192
ARMSTRONG	3,464	1,491	4,955
BEAVER	8,324	4,760	13,084
BEDFORD	2,519	1,044	3,563
BERKS	23,251	12,058	35,309
BLAIR	6,827	3,111	9,938
BRADFORD	3,143	1,162	4,305
BUCKS	40,533	22,740	63,273
BUTLER	10,633	6,622	17,255
CAMBRIA	6,673	3,284	9,957
CAMERON	186	71	257
CARBON	3,472	1,773	5,245
CENTRE	9,311	7,352	16,663
CHESTER	30,701	21,361	52,062
CLARION	1,692	754	2,446
CLEARFIELD	3,876	1,854	5,730
CLINTON	2,007	862	2,869
COLUMBIA	3,433	1,799	5,232
CRAWFORD	4,044	1,950	5,994
CUMBERLAND	13,049	8,661	21,710
DAUPHIN	15,239	9,258	24,497
DELAWARE	33,326	20,957	54,283
ELK	1,723	768	2,491
ERIE	13,409	7,796	21,205
FAYETTE	6,774	3,098	9,872
FOREST	158	91	249
FRANKLIN	8,052	3,549	11,601
FULTON	730	272	1,002
GREENE	1,524	736	2,260
HUNTINGDON	2,252	948	3,200
INDIANA	3,915	2,003	5,918
JEFFERSON	2,217	1,084	3,301
JUNIATA	1,122	474	1,596

COUNTY NAME	New Applications	Change Applications	Total Applications
LACKAWANNA	10,304	6,579	16,883
LANCASTER	28,733	16,515	45,248
LAWRENCE	4,204	1,919	6,123
LEBANON	7,197	3,587	10,784
LEHIGH	23,157	11,412	34,569
LUZERNE	15,901	8,644	24,545
LYCOMING	5,881	2,778	8,659
MCKEAN	2,301	851	3,152
MERCER	5,065	2,592	7,657
MIFFLIN	2,268	925	3,193
MONROE	11,413	4,225	15,638
MONTGOMERY	52,800	35,343	88,143
MONTOUR	1,039	584	1,623
NORTHAMPTON	19,625	10,089	29,714
NORTHUMBERLAND	4,835	2,055	6,890
PERRY	2,142	965	3,107
PHILADELPHIA	101,877	61,904	163,781
PIKE	4,272	1,526	5,798
POTTER	732	288	1,020
SCHUYLKILL	6,757	3,143	9,900
SNYDER	1,980	706	2,686
SOMERSET	3,111	1,530	4,641
SULLIVAN	233	136	369
SUSQUEHANNA	2,186	887	3,073
TIOGA	1,960	851	2,811
UNION	2,556	939	3,495
VENANGO	2,685	1,055	3,740
WARREN	1,519	800	2,319
WASHINGTON	11,183	6,834	18,017
WAYNE	2,849	1,244	4,093
WESTMORELAND	18,617	10,821	29,438
WYOMING	1,410	655	2,065
YORK	27,169	13,183	40,352
PENNSYLVANIA	734,554	428,382	1,162,936

COMMONWEALTH OF PENNSYLVANIA
NEW REGISTRATION APPLICATIONS BY NON-AGENCY SOURCES IN 2020

COUNTY NAME	In Person	PennDOT	Mail	Rcrtmnt Centers	VR Drives	PennDOT COA (Transfers)	Other (Transfers)
ADAMS	87	1,222	1,241	0	10	2	0
ALLEGHENY	470	7,908	7,824	0	4,065	2	36
ARMSTRONG	59	254	661	0	3	0	8
BEAVER	236	770	1,608	0	138	1	11
BEDFORD	175	274	556	0	1	1	3
BERKS	84	1,829	3,978	0	186	3	28
BLAIR	123	819	1,345	0	4	0	23
BRADFORD	173	443	495	0	10	4	0
BUCKS	37	4,301	5,128	0	152	48	2
BUTLER	53	1,176	1,505	0	9	0	9
CAMBRIA	49	748	1,355	11	177	3	3
CAMERON	20	29	35	0	10	0	2
CARBON	0	447	724	0	1	1	1
CENTRE	6	1,066	1,473	0	466	1	1
CHESTER	161	3,529	3,025	0	1,638	9	1
CLARION	162	167	364	0	5	1	0
CLEARFIELD	135	480	723	0	11	19	85
CLINTON	19	238	539	0	2	0	0
COLUMBIA	62	396	581	0	4	7	1
CRAWFORD	104	495	989	0	0	0	3
CUMBERLAND	249	1,865	1,702	0	233	3	6
DAUPHIN	134	2,034	2,463	0	441	4	9
DELAWARE	393	3,618	4,714	0	366	17	17
ELK	58	165	215	0	135	0	0
ERIE	361	1,830	2,426	0	31	5	0
FAYETTE	140	606	805	0	500	0	17
FOREST	19	22	43	0	0	0	0
FRANKLIN	348	1,635	1,019	0	110	1	0
FULTON	109	140	157	0	0	0	1
GREENE	119	201	276	0	3	0	3
HUNTINGDON	50	253	586	0	3	0	0
INDIANA	73	386	963	0	2	1	0
JEFFERSON	36	252	883	0	0	1	0
JUNIATA	81	106	168	0	38	0	0

COUNTY NAME	In Person	PennDOT	Mail	Rcrtmnt Centers	VR Drives	PennDOT COA (Transfers)	Other (Transfers)
LACKAWANNA	173	1,293	1,044	0	1,122	7	2
LANCASTER	29	4,148	5,706	0	65	6	7
LAWRENCE	10	574	1,191	0	4	0	1
LEBANON	3	916	1,687	0	229	2	1
LEHIGH	267	3,144	2,541	0	246	4	16
LUZERNE	12	1,966	2,879	0	166	9	2
LYCOMING	268	690	910	0	155	2	56
MCKEAN	113	343	385	0	0	0	7
MERCER	139	520	1,350	0	298	0	3
MIFFLIN	31	217	773	0	1	0	0
MONROE	502	3,027	1,765	0	117	1	1
MONTGOMERY	159	4,900	6,576	0	200	24	20
MONTOUR	40	194	240	0	0	1	0
NORTHAMPTON	179	2,893	3,111	0	219	1	9
NORTHUMBERLAND	30	494	967	0	3	0	0
PERRY	63	168	639	0	2	1	0
PHILADELPHIA	1,593	13,910	14,112	0	7,431	6	27
PIKE	273	1,361	898	0	6	0	0
POTTER	25	128	188	0	0	1	50
SCHUYLKILL	151	661	924	0	255	4	5
SNYDER	110	165	429	0	84	1	3
SOMERSET	96	479	626	0	253	0	3
SULLIVAN	26	41	52	0	0	0	1
SUSQUEHANNA	0	333	528	0	0	0	1
TIOGA	69	345	472	0	6	0	0
UNION	496	236	592	0	8	2	0
VENANGO	101	258	586	0	3	0	0
WARREN	60	251	328	0	0	0	1
WASHINGTON	187	1,367	1,874	0	377	0	3
WAYNE	168	679	351	0	47	0	0
WESTMORELAND	76	1,308	2,816	0	799	4	15
WYOMING	29	167	272	0	30	3	2
YORK	155	3,498	3,397	0	830	2	6
PENNSYLVANIA	10,018	90,378	110,778	11	21,710	215	512

COMMONWEALTH OF PENNSYLVANIA
NEW VOTER REGISTRATION APPLICATIONS BY PUBLIC ASSISTANCE AGENCIES IN 2020

COUNTY NAME	WIC	D.A. AND COUNTY MH/ID	CAO	COOC	C&Y	AAA	HC	SSHE / SPECIAL ED	PARA-TRANSIT	County Total
ADAMS	7	3	70	1	0	1	0	0	0	82
ALLEGHENY	24	7	917	2	6	8	13	4	1	982
ARMSTRONG	7	0	129	0	0	2	2	0	0	140
BEAVER	7	4	171	4	0	1	0	0	0	187
BEDFORD	0	1	29	0	0	0	0	0	0	30
BERKS	8	5	328	1	0	0	0	2	0	344
BLAIR	5	6	87	0	0	0	0	0	0	98
BRADFORD	0	0	52	0	0	0	0	0	0	52
BUCKS	1	0	312	1	0	0	1	0	0	315
BUTLER	1	2	118	0	0	0	1	0	0	122
CAMBRIA	1	1	134	0	0	0	0	0	0	136
CAMERON	0	0	14	0	0	0	0	0	0	14
CARBON	0	3	61	0	0	4	0	0	0	68
CENTRE	0	2	60	3	2	0	1	0	0	68
CHESTER	6	1	202	2	0	0	2	0	0	213
CLARION	3	0	56	0	0	0	0	0	0	59
CLEARFIELD	8	0	126	1	1	1	0	2	0	139
CLINTON	0	0	47	0	0	0	0	0	0	47
COLUMBIA	4	1	59	0	0	1	0	0	0	65
CRAWFORD	2	1	59	0	1	2	0	0	0	65
CUMBERLAND	4	3	163	1	0	0	1	1	0	173
DAUPHIN	14	5	317	1	0	0	0	0	0	337
DELAWARE	2	1	76	1	0	1	0	0	1	82
ELK	1	3	37	2	0	1	0	0	0	44
ERIE	13	7	250	0	0	1	4	0	0	275
FAYETTE	2	0	251	0	0	0	0	0	0	253
FOREST	0	0	6	0	0	0	0	0	0	6
FRANKLIN	8	0	176	1	1	1	0	0	0	187
FULTON	0	1	19	1	0	0	0	0	0	21
GREENE	3	2	47	0	0	0	0	0	0	52
HUNTINGDON	0	0	4	1	0	0	0	0	0	5
INDIANA	3	0	60	0	0	0	0	0	0	63
JEFFERSON	1	1	12	0	0	1	0	0	0	15
JUNIATA	0	0	33	1	0	0	0	0	0	34

COMMONWEALTH OF PENNSYLVANIA
NEW VOTER REGISTRATION APPLICATIONS BY PUBLIC ASSISTANCE AGENCIES IN 2020

COUNTY NAME	WIC	D.A. AND COUNTY MH/ID	CAO	COOC	C&Y	AAA	HC	SSHE / SPECIAL ED	PARA-TRANSIT	County Total
LACKAWANNA	1	4	244	0	0	1	4	1	0	255
LANCASTER	3	7	267	2	0	6	0	1	0	286
LAWRENCE	1	0	26	0	0	0	0	0	0	27
LEBANON	3	2	149	0	0	0	0	0	0	154
LEHIGH	5	6	199	0	0	0	1	0	5	216
LUZERNE	4	2	255	0	0	2	0	0	1	264
LYCOMING	7	5	109	0	0	1	0	0	0	122
MCKEAN	0	1	62	0	0	0	2	0	0	65
MERCER	8	2	126	0	2	2	0	0	1	141
MIFFLIN	0	1	36	0	0	0	0	0	0	37
MONROE	0	0	157	3	1	0	0	0	0	161
MONTGOMERY	7	37	431	0	3	3	5	0	2	488
MONTOUR	0	2	16	0	0	0	0	0	0	18
NORTHAMPTON	0	1	116	0	0	2	0	0	1	120
NORTHUMBERLAND	0	1	69	0	0	3	0	0	0	73
PERRY	0	0	35	1	0	0	0	0	0	36
PHILADELPHIA	88	1	2,101	1	2	3	16	0	3	2,215
PIKE	0	0	57	0	0	0	0	0	0	57
POTTER	12	0	27	0	0	2	0	0	0	41
SCHUYLKILL	1	3	186	3	2	2	0	0	0	197
SNYDER	3	2	43	11	1	0	0	0	0	60
SOMERSET	1	9	85	0	2	0	2	0	0	99
SULLIVAN	0	0	10	0	0	0	0	0	0	10
SUSQUEHANNA	0	1	13	0	0	0	0	0	0	14
TIOGA	0	1	63	0	0	0	0	0	0	64
UNION	0	2	33	0	0	0	0	0	0	35
VENANGO	0	0	33	1	1	1	0	0	0	36
WARREN	4	7	48	0	0	0	1	0	0	60
WASHINGTON	0	0	126	6	0	1	0	0	0	133
WAYNE	0	3	58	3	0	6	0	0	0	70
WESTMORELAND	2	7	331	0	0	3	0	0	1	344
WYOMING	1	0	23	0	0	0	0	0	0	24
YORK	1	0	310	0	0	3	0	0	0	314
PENNSYLVANIA	287	167	10,326	55	25	66	56	11	16	11,009

COMMONWEALTH OF PENNSYLVANIA
NEW VOTER REGISTRATION APPLICATIONS BY PUBLIC ASSISTANCE AGENCIES IN 2020

WIC - Women, Infants and Children
D.A. - Disability Agencies
County MH/ID - County Mental Health and Intellectual Disabilities
CAO - County Assistance Offices
COOC - Clerk of Orphan's Court
C&Y - County Children and Youth Offices
HC - Health Care facilities
SSHE - State System of Higher Education
Special Ed. Program - Bureau of Special Education
AAA - Area Agencies on Aging

Appendix D

This contains a summary of data relative to list maintenance activities in the counties:

- National Change of Address Notice Summary
- Five Year Notice Summary
- PennDOT Change of Address Summary
- Address Verification Notice Summary
- Duplicate Notice Summary
- Cancelled Voter Registrations for Active and Inactive Voter Records
- Out-of-State Moves Notice Summary
- In-State Moves Notice Summary

COMMONWEALTH OF PENNSYLVANIA
VOTER REGISTRATION LIST MAINTENANCE ACTIVITIES
CANCELLATION OF VOTER REGISTRATION
2020

ACTIVE VOTER REGISTRATIONS CANCELLED

INACTIVE VOTER REGISTRATIONS CANCELLED

COUNTY NAME	VOTER'S REQUEST	VOTER'S DEATH	OTHER MOVE CONFIRM	CANVASS	PENNDOT MOVE CONFIRM	TOTAL	VOTER'S REQUEST	VOTER'S DEATH	OTHER MOVE CONFIRM	VOTER REMOVAL PROGRAM	PENNDOT MOVE CONFIRM	FIVE YEAR NOTICE	RESPONSE TO MAILING	CANVASS	TOTAL
ADAMS	29	523	566	0	664	1,782	8	87	167	0	125	5	41	0	433
ALLEGHENY	298	7,488	6,835	0	5,004	19,625	64	1,022	1,531	67,166	725	79	101	0	70,688
ARMSTRONG	8	394	336	0	504	1,242	1	86	85	0	37	5	12	0	226
BEAVER	39	1,136	717	0	954	2,846	1	151	237	3,666	89	41	23	0	4,208
BEDFORD	0	307	144	0	198	649	2	64	69	1,546	33	8	13	0	1,735
BERKS	42	2,141	1,510	0	2,207	5,900	10	292	805	9,315	362	37	24	0	10,845
BLAIR	13	749	465	0	479	1,706	10	107	138	0	60	32	10	0	357
BRADFORD	14	320	152	0	164	650	3	44	41	1,640	15	16	6	0	1,765
BUCKS	248	4,391	3,473	0	4,120	12,232	40	462	746	0	401	175	64	0	1,888
BUTLER	21	1,058	1,585	0	1,358	4,022	5	98	226	10	79	0	18	0	436
CAMBRIA	3	862	543	0	627	2,035	5	126	183	0	99	16	14	0	443
CAMERON	2	43	38	0	36	119	2	3	3	0	2	4	0	0	14
CARBON	5	426	296	0	557	1,284	6	92	190	0	105	34	12	0	439
CENTRE	41	547	4,028	0	820	5,436	17	44	1,432	0	125	54	5	0	1,677
CHESTER	152	2,410	4,031	0	3,389	9,982	48	285	1,094	12,697	426	94	67	0	14,711
CLARION	0	211	405	0	259	875	2	24	74	0	18	0	17	0	135
CLEARFIELD	8	471	308	0	408	1,195	1	53	100	1,503	44	5	5	0	1,711
CLINTON	3	181	402	0	287	873	0	22	64	0	26	8	3	0	123
COLUMBIA	6	304	1,110	0	469	1,889	0	50	134	0	44	1	6	0	235
CRAWFORD	13	471	455	0	419	1,358	0	70	144	0	52	0	8	0	274
CUMBERLAND	123	1,480	1,930	0	2,302	5,835	40	292	611	4	212	33	7	0	1,199
DAUPHIN	24	1,411	1,869	1	2,671	5,976	7	174	460	8,179	222	1	30	0	9,073
DELAWARE	116	3,383	3,905	0	3,663	11,067	45	461	1,159	0	506	79	91	0	2,341
ELK	4	161	114	0	141	420	0	24	40	416	20	7	4	0	511
ERIE	55	1,753	1,169	0	539	3,516	47	406	447	24,648	90	0	23	0	25,661
FAYETTE	13	733	335	0	487	1,568	2	117	193	2,988	97	20	38	0	3,455
FOREST	4	43	19	0	60	126	2	5	15	0	10	0	0	0	32
FRANKLIN	25	810	362	0	628	1,825	1	101	113	3,217	50	29	6	0	3,517
FULTON	0	84	62	0	84	230	0	10	9	0	5	2	1	0	27
GREENE	4	215	128	0	129	476	12	29	48	0	18	2	10	0	119
HUNTINGDON	12	223	343	0	255	833	1	26	36	0	11	4	4	0	82
INDIANA	10	475	1,454	0	547	2,486	6	64	125	0	20	136	272	0	623
JEFFERSON	2	240	222	0	243	707	1	122	115	0	24	6	11	0	279

COMMONWEALTH OF PENNSYLVANIA
VOTER REGISTRATION LIST MAINTENANCE ACTIVITIES
CANCELLATION OF VOTER REGISTRATION
2020

ACTIVE VOTER REGISTRATIONS CANCELLED

INACTIVE VOTER REGISTRATIONS CANCELLED

COUNTY NAME	VOTER'S REQUEST	VOTER'S DEATH	OTHER MOVE CONFIRM	CANVASS	PENNDOT MOVE CONFIRM	TOTAL	VOTER'S REQUEST	VOTER'S DEATH	OTHER MOVE CONFIRM	VOTER REMOVAL PROGRAM	PENNDOT MOVE CONFIRM	FIVE YEAR NOTICE	RESPONSE TO MAILING	CANVASS	TOTAL
JUNIATA	1	111	72	0	120	304	0	16	32	0	16	2	6	0	72
LACKAWANNA	15	1,480	882	0	855	3,232	1	214	283	5,160	146	25	37	0	5,866
LANCASTER	98	2,813	2,094	0	2,376	7,381	16	410	633	0	290	37	32	0	1,418
LAWRENCE	6	589	334	0	364	1,293	5	78	103	1,302	45	5	10	0	1,548
LEBANON	9	901	647	0	948	2,505	1	80	173	0	81	0	12	0	347
LEHIGH	65	1,703	1,906	7	3,049	6,730	15	260	529	10,323	392	12	112	8	11,651
LUZERNE	24	2,052	1,146	0	1,227	4,449	20	502	545	0	175	35	23	0	1,300
LYCOMING	14	602	375	0	525	1,516	6	109	219	2,171	98	18	23	0	2,644
MCKEAN	3	222	141	0	133	499	1	36	50	0	15	9	6	0	117
MERCER	22	755	378	0	413	1,568	6	127	135	0	39	29	9	0	345
MIFFLIN	2	265	120	0	185	572	1	51	55	0	44	20	1	0	172
MONROE	17	772	1,013	2	1,017	2,821	2	124	246	64	124	41	540	1	1,142
MONTGOMERY	240	4,570	6,219	0	6,825	17,854	36	629	1,231	0	586	154	280	0	2,916
MONTOUR	1	106	311	0	140	558	1	16	82	0	8	9	9	0	125
NORTHAMPTON	61	1,740	1,542	0	2,178	5,521	19	293	675	0	395	28	54	0	1,464
NORTHUMBERLAND	11	594	589	0	252	1,446	4	81	139	0	0	13	3	0	240
PERRY	2	250	250	0	374	876	0	27	84	0	37	3	14	0	165
PHILADELPHIA	572	9,105	11,381	3	11,289	32,350	118	1,493	2,810	1	1,216	50	93	4	5,785
PIKE	9	293	262	0	310	874	1	44	82	1	31	0	20	0	179
POTTER	6	93	82	0	89	270	0	22	20	344	10	8	6	0	410
SCHUYLKILL	20	942	471	0	730	2,163	0	145	179	0	97	22	29	0	472
SNYDER	2	188	239	0	258	687	2	41	72	0	31	8	8	0	162
SOMERSET	4	456	275	0	325	1,060	1	57	50	0	33	0	3	0	144
SULLIVAN	2	54	37	0	62	155	0	8	7	140	7	0	159	0	321
SUSQUEHANNA	7	263	165	0	143	578	3	33	53	0	14	4	7	0	114
TIOGA	8	204	172	0	168	552	4	35	43	0	15	6	6	0	109
UNION	38	213	269	0	309	829	8	30	99	0	41	4	12	0	194
VENANGO	1	317	248	0	151	717	0	34	65	1	14	17	7	0	138
WARREN	5	298	123	0	146	572	4	59	89	1	24	1	4	0	182
WASHINGTON	33	1,236	1,081	0	997	3,347	10	235	510	0	178	10	34	0	977
WAYNE	10	327	248	0	284	869	1	37	90	1,186	41	13	9	0	1,377
WESTMORELAND	43	2,255	1,616	0	1,817	5,731	8	323	487	0	232	93	53	0	1,196
WYOMING	2	161	202	0	218	583	0	21	41	1	24	7	4	0	98
YORK	58	2,240	1,730	0	2,050	6,078	18	280	368	0	198	9	2	0	875
PENNSYLVANIA	2,748	73,614	75,931	13	74,999	227,305	701	10,963	21,113	157,690	8,849	1,625	2,573	13	203,527

COMMONWEALTH OF PENNSYLVANIA
VOTER REGISTRATION
LIST MAINTENANCE ACTIVITIES
MANDATED VOTER REMOVAL PROGRAMS
2020

National Change of Address
(Confirmation Mailing)

County Name	Notices Mailed	Non-Response	Undeliverable	Return Confirmation	Moved In-County	Moved Out-of-County
ADAMS	1,221	1,030	68	53	12	58
ALLEGHENY	19,380	14,252	351	531	2,243	1,816
ARMSTRONG	596	455	21	35	56	29
BEAVER	1,839	1,179	45	61	228	323
BEDFORD	455	333	21	22	38	38
BERKS	5,306	4,144	263	300	274	322
BLAIR	1,331	1,000	35	22	148	125
BRADFORD	738	457	23	31	110	117
BUCKS	7,638	4,976	71	98	966	1,456
BUTLER	2	0	0	0	0	0
CAMBRIA	1,235	963	88	20	92	72
CAMERON	73	0	14	0	4	6
CARBON	719	548	36	31	30	73
CENTRE	1,838	0	31	43	143	299
CHESTER	7,427	5,310	558	191	457	906
CLARION	299	249	10	9	18	13
CLEARFIELD	655	0	72	24	40	25
CLINTON	374	294	8	1	48	22
COLUMBIA	569	475	16	26	3	48
CRAWFORD	957	711	20	13	108	105
CUMBERLAND	3,616	2,835	99	71	299	308
DAUPHIN	4,164	2	440	218	116	319
DELAWARE	7,275	5,344	648	349	282	636
ELK	299	191	7	4	62	34
ERIE	3,853	3,387	58	0	265	138
FAYETTE	1,243	1,232	1	5	1	4
FOREST	40	39	0	0	1	0
FRANKLIN	1,826	1,237	0	35	254	300
FULTON	126	0	6	2	7	5
GREENE	364	52	301	0	0	11
HUNTINGDON	498	380	21	4	61	31
INDIANA	758	0	8	33	43	72
JEFFERSON	586	400	97	12	49	28

COMMONWEALTH OF PENNSYLVANIA
VOTER REGISTRATION
LIST MAINTENANCE ACTIVITIES
MANDATED VOTER REMOVAL PROGRAMS
2020

**National Change of Address
(Confirmation Mailing)**

County Name	Notices Mailed	Non-Response	Undeliverable	Return Confirmation	Moved In-County	Moved Out-of-County
JUNIATA	155	119	4	4	13	15
LACKAWANNA	2,392	1,759	201	72	212	145
LANCASTER	6,997	4,985	388	230	869	504
LAWRENCE	900	659	27	19	107	88
LEBANON	1,656	1,178	69	23	221	164
LEHIGH	4,805	78	167	92	292	414
LUZERNE	3,638	0	327	24	521	235
LYCOMING	1,288	1,031	45	12	102	95
MCKEAN	427	340	18	7	22	40
MERCER	1,410	904	68	25	206	206
MIFFLIN	594	0	133	7	58	25
MONROE	2,153	0	102	115	8	245
MONTGOMERY	10,380	6	678	145	1,353	1,761
MONTOUR	177	1	20	4	3	6
NORTHAMPTON	3,915	3,388	141	31	202	141
NORTHUMBERLAND	918	686	117	7	67	39
PERRY	379	317	1	33	0	28
PHILADELPHIA	22,096	48	0	53	607	579
PIKE	746	461	11	12	22	88
POTTER	172	0	1	1	26	41
SCHUYLKILL	1,407	948	2	27	226	199
SNYDER	339	228	8	6	63	34
SOMERSET	703	520	22	9	95	57
SULLIVAN	56	29	1	9	7	10
SUSQUEHANNA	376	0	11	11	27	32
TIOGA	463	371	7	14	28	43
UNION	419	275	10	8	45	79
VENANGO	1,125	0	37	10	88	100
WARREN	493	392	18	12	33	38
WASHINGTON	2,457	1,969	57	24	174	229
WAYNE	514	0	16	29	52	112
WESTMORELAND	3,547	2,347	148	58	525	465
WYOMING	266	0	4	8	20	32
YORK	5,879	7	977	333	23	217
PENNSYLVANIA	160,542	74,521	7,273	3,718	12,775	14,245

COMMONWEALTH OF PENNSYLVANIA
VOTER REGISTRATION LIST MAINTENANCE ACTIVITIES
FIVE YEAR NOTICE AND PENNDOT CHANGE OF ADDRESS
2020

Five Year Notices

PennDOT Changes of Address

Address Verification Notices

COUNTY NAME	Notices Mailed	Non-Response	Undeliverable	Return Confirmation	Moved In-County	Moved Out-of-County
ADAMS	978	0	217	100	5	5
ALLEGHENY	7990	0	1972	655	30	75
ARMSTRONG	497	0	77	93	8	7
BEAVER	1474	1	236	335	11	42
BEDFORD	975	0	155	142	6	8
BERKS	3414	0	568	511	20	37
BLAIR	1215	11	215	231	8	28
BRADFORD	542	0	100	79	9	16
BUCKS	10119	0	1351	1389	43	182
BUTLER	6829	0	1	3	0	1
CAMBRIA	1309	0	4	182	15	17
CAMERON	116	0	34	24	1	4
CARBON	2477	0	615	356	0	39
CENTRE	2920	0	1123	307	15	56
CHESTER	3859	25	1007	407	9	97
CLARION	0	0	0	0	0	0
CLEARFIELD	1117	1	237	173	2	5
CLINTON	356	0	107	53	3	8
COLUMBIA	200	0	28	28	1	1
CRAWFORD	0	0	0	0	0	0
CUMBERLAND	0	0	0	0	0	0
DAUPHIN	3057	0	6	1	0	0
DELAWARE	5571	0	1180	592	16	81
ELK	266	0	27	67	1	7
ERIE	5597	0	0	0	0	0
FAYETTE	1489	0	0	328	10	20
FOREST	217	216	0	1	0	0
FRANKLIN	1349	0	235	275	15	29
FULTON	198	0	34	28	0	2
GREENE	359	0	71	81	6	3
HUNTINGDON	373	0	112	47	3	4
INDIANA	633	1	34	97	30	149
JEFFERSON	525	0	117	96	3	7

Moved within County	Moved Out of County	Total
1,697	867	2,569
35,342	5,933	41,318
856	563	1,420
3,044	1,287	4,334
1,049	280	1,329
8,127	2,720	10,862
2,819	699	3,522
1,336	222	1,560
12,454	4,710	17,190
3,877	1,519	5,398
1,980	790	2,773
76	48	125
1,009	712	1,722
2,890	984	3,877
11,342	4,615	15,983
603	346	949
1,398	571	1,969
779	367	1,147
1,364	601	1,966
1,885	553	2,440
5,875	2,822	8,712
7,343	2,992	10,351
10,207	4,707	14,943
504	201	705
9,400	713	10,123
2,250	735	2,989
44	68	112
2,992	723	3,721
242	105	347
517	190	708
837	340	1,179
1,567	673	2,240
722	332	1,054

Notices Mailed	Returned Confirmation
1,339	20
13,283	196
141	0
1,600	9
706	16
5,935	44
1,689	34
1,432	25
3,824	125
699	34
1,288	24
47	1
869	3
753	67
7,612	124
391	15
442	5
443	1
37	2
785	13
1,759	54
5,855	146
7,422	174
303	10
5,972	0
1,897	40
61	0
1,613	9
75	3
343	24
51	2
389	3
766	7

Total Files Marked Inactive
5,513
72,043
3,068
3,584
1,102
12,981
5,044
1,551
29,634
10,556
5,499
225
6,235
16,175
11,945
1,087
1,650
1,118
2,417
5,284
21,136
9,094
35,654
528
11,254
3,174
444
3,063
500
1,569
1,695
3,363
5,141

COMMONWEALTH OF PENNSYLVANIA
VOTER REGISTRATION LIST MAINTENANCE ACTIVITIES
FIVE YEAR NOTICE AND PENNDOT CHANGE OF ADDRESS
2020

Five Year Notices

PennDOT Changes of Address

Address Verification Notices

COUNTY NAME	Notices Mailed	Non-Response	Undeliverable	Return Confirmation	Moved In-County	Moved Out-of-County
JUNIATA	152	0	30	37	0	2
LACKAWANNA	2125	0	405	313	18	27
LANCASTER	4752	0	828	741	23	37
LAWRENCE	0	0	0	0	0	0
LEBANON	0	0	0	0	0	0
LEHIGH	3561	0	848	356	10	12
LUZERNE	0	0	0	0	0	0
LYCOMING	1069	781	26	238	7	15
MCKEAN	393	232	78	67	7	8
MERCER	1087	0	208	251	17	30
MIFFLIN	4373	0	377	954	14	7
MONROE	2700	0	562	281	1	39
MONTGOMERY	6359	0	1246	1150	52	165
MONTOUR	561	111	46	47	4	8
NORTHAMPTON	3948	0	1048	447	15	30
NORTHUMBERLAND	6801	0	2259	697	40	47
PERRY	362	0	44	66	0	3
PHILADELPHIA	21070	0	3843	1098	25	50
PIKE	439	350	49	33	3	3
POTTER	178	0	25	43	1	6
SCHUYLKILL	1368	0	192	364	13	25
SNYDER	151	0	28	37	0	2
SOMERSET	0	0	0	0	0	0
SULLIVAN	0	0	0	0	0	0
SUSQUEHANNA	426	0	113	46	0	5
TIOGA	432	1	101	48	6	6
UNION	254	0	69	52	0	5
VENANGO	741	0	72	139	3	16
WARREN	479	0	85	63	2	7
WASHINGTON	1206	1	238	128	0	10
WAYNE	601	0	135	118	4	13
WESTMORELAND	4226	0	638	938	68	77
WYOMING	171	0	24	28	0	4
YORK	2084	9	311	187	2	6
PENNSYLVANIA	138,090	1,740	23,791	15,648	605	1,595

Moved within County	Moved Out of County	Total
334	181	515
4,555	1,237	5,799
12,989	2,789	15,793
1,601	506	2,108
3,052	1,312	4,368
8,840	3,710	12,565
7,177	1,497	8,684
2,881	783	3,668
940	171	1,113
2,116	502	2,619
929	270	1,202
3,617	1,428	5,052
18,608	9,081	27,714
487	156	643
7,887	3,272	11,167
1,607	259	1,867
625	520	1,147
52,710	13,334	66,115
893	401	1,297
308	118	426
2,760	1,038	3,801
475	360	835
1,330	395	1,727
92	71	163
677	175	854
956	216	1,172
628	452	1,083
1,063	223	1,286
1,081	218	1,301
4,739	1,475	6,223
607	434	1,046
5,602	2,175	7,781
376	287	664
10,683	2,364	13,070
299,652	94,398	394,505

Notices Mailed	Returned Confirmation
210	3
3,484	14
7,448	65
754	22
1,843	22
4,115	16
2,121	15
1,579	21
591	8
790	34
1,173	71
627	12
4,283	127
179	0
6,373	22
653	9
481	51
42,413	725
1,922	11
214	9
1,761	23
591	1
1,259	5
55	0
1,787	353
524	18
687	16
390	7
570	9
4,541	92
429	14
3,579	36
241	10
5,490	108
172,978	3,179

Total Files Marked Inactive
685
5,853
22,123
1,764
4,628
9,722
29,659
2,859
2,098
5,652
3,202
10,527
28,093
2,270
20,893
5,745
1,397
129,908
4,193
276
5,269
1,813
2,140
69
1,982
1,918
3,094
1,914
6,481
16,818
1,163
15,013
896
21,298
664,741

COMMONWEALTH OF PENNSYLVANIA
DUPLICATE NOTICES
2020

County Name	Notices Mailed	Non-Response	Undeliverable	Return Confirmation	Moved In-County	Moved Out-of-County
ADAMS	86	0	15	3	1	1
ALLEGHENY	4473	0	879	140	26	15
ARMSTRONG	127	0	42	1	2	5
BEAVER	0	0	0	0	0	0
BEDFORD	0	0	0	0	0	0
BERKS	245	0	78	6	3	5
BLAIR	102	0	43	3	2	0
BRADFORD	50	0	13	9	1	2
BUCKS	0	0	0	0	0	0
BUTLER	139	0	63	2	0	4
CAMBRIA	176	99	61	10	1	5
CAMERON	14	0	5	1	0	0
CARBON	139	0	58	11	0	5
CENTRE	345	0	228	1	2	1
CHESTER	472	2	166	14	14	3
CLARION	87	0	45	1	1	2
CLEARFIELD	41	0	9	3	0	1
CLINTON	51	0	9	0	1	1
COLUMBIA	0	0	0	0	0	0
CRAWFORD	0	0	0	0	0	0
CUMBERLAND	428	0	214	3	5	0
DAUPHIN	401	0	125	16	4	6
DELAWARE	819	0	153	57	5	3
ELK	14	0	3	2	1	1
ERIE	744	0	202	3	1	0
FAYETTE	68	0	15	2	3	0
FOREST	21	0	3	0	0	0
FRANKLIN	0	0	0	0	0	0
FULTON	19	0	10	2	1	0
GREENE	38	0	12	2	0	1
HUNTINGDON	102	0	50	1	1	2
INDIANA	320	1	53	3	1	156

COMMONWEALTH OF PENNSYLVANIA
DUPLICATE NOTICES
2020

County Name	Notices Mailed	Non-Response	Undeliverable	Return Confirmation	Moved In-County	Moved Out-of-County
JEFFERSON	264	96	143	15	3	7
JUNIATA	8	0	4	0	1	0
LACKAWANNA	125	0	39	5	0	6
LANCASTER	1023	0	281	83	16	0
LAWRENCE	75	1	23	5	2	1
LEBANON	113	0	42	9	0	1
LEHIGH	1	0	0	0	0	0
LUZERNE	559	0	216	36	6	15
LYCOMING	63	0	25	3	0	0
McKEAN	38	0	26	1	0	0
MERCER	67	0	1	14	0	2
MIFFLIN	51	0	17	4	0	0
MONROE	136	1	28	6	2	1
MONTGOMERY	131	0	28	14	1	7
MONTOUR	334	0	96	12	1	3
NORTHAMPTON	201	0	50	11	0	4
NORTHUMBERLAND	0	0	0	0	0	0
PERRY	33	0	0	0	0	1
PHILADELPHIA	3470	0	0	96	8	18
PIKE	69	0	15	4	0	1
POTTER	5	0	1	1	0	1
SCHUYLKILL	5	0	1	0	0	1
SNYDER	45	0	27	0	1	0
SOMERSET	63	0	13	5	4	0
SULLIVAN	16	7	9	0	0	0
SUSQUEHANNA	53	0	9	12	2	0
TIOGA	12	0	4	0	0	4
UNION	51	1	33	1	1	3
VENANGO	10	0	1	0	0	1
WARREN	326	0	120	6	4	3
WASHINGTON	106	0	30	6	0	1
WAYNE	28	0	7	0	0	2
WESTMORELAND	365	1	126	15	5	8

COMMONWEALTH OF PENNSYLVANIA
DUPLICATE NOTICES
2020

County Name	Notices Mailed	Non-Response	Undeliverable	Return Confirmation	Moved In-County	Moved Out-of-County
WYOMING	19	0	3	1	0	3
YORK	1426	0	349	0	0	0
Total	18812	209	4321	661	133	313

COMMONWEALTH OF PENNSYLVANIA

In-State Moves

2020

County Name	Notices Mailed	Non-Response	Undeliverable	Return Confirmation	Moved In-County	Moved Out-of-County
ADAMS	281	0	76	4	8	6
ALLEGHENY	88	0	3	1	3	0
ARMSTRONG	2	0	0	0	0	0
BEAVER	461	0	89	9	31	9
BEDFORD	173	0	66	3	14	7
BERKS	2182	0	752	29	24	12
BLAIR	481	0	205	6	19	3
BRADFORD	244	0	88	0	16	0
BUCKS	2116	1	337	36	123	57
BUTLER	26	0	7	0	1	0
CAMBRIA	8	0	1	1	1	0
CAMERON	17	0	8	0	0	1
CARBON	323	0	162	3	5	4
CENTRE	19	0	7	2	2	0
CHESTER	1478	0	369	25	44	10
CLARION	168	0	71	3	7	3
CLEARFIELD	290	0	113	1	10	3
CLINTON	341	0	100	1	11	4
COLUMBIA	0	0	0	0	0	0
CRAWFORD	6	0	1	0	0	0
CUMBERLAND	44	0	8	1	0	0
DAUPHIN	1612	0	113	10	5	4
DELAWARE	122	0	38	2	5	1
ELK	78	0	25	1	8	3
ERIE	2023	0	816	0	42	0
FAYETTE	597	0	241	5	19	8
FOREST	27	0	0	0	0	0
FRANKLIN	499	0	31	4	62	8
FULTON	47	0	17	2	2	2
GREENE	3	0	1	0	0	0
HUNTINGDON	0	0	0	0	0	0
INDIANA	381	0	28	3	12	171

COMMONWEALTH OF PENNSYLVANIA

In-State Moves

County Name	Notices Mailed	Non-Response	Undeliverable	Return Confirmation	Moved In-County	Moved Out-of-County
JEFFERSON	253	0	99	3	11	1
JUNIATA	86	0	21	1	5	1
LACKAWANNA	1160	0	483	14	39	10
LANCASTER	2064	0	858	12	58	9
LAWRENCE	8	0	2	1	0	0
LEBANON	589	0	207	5	21	11
LEHIGH	2191	0	764	16	22	12
LUZERNE	1780	0	640	8	60	11
LYCOMING	383	197	152	9	13	6
McKEAN	128	1	60	0	3	1
MERCER	477	0	185	12	25	7
MIFFLIN	66	0	24	1	7	0
MONROE	627	0	162	12	0	9
MONTGOMERY	2490	0	814	47	127	57
MONTOUR	1	0	0	0	0	0
NORTHAMPTON	1317	1	380	12	23	7
NORTHUMBERLAND	5	0	0	0	0	0
PERRY	138	0	6	13	0	0
PHILADELPHIA	2753	0	210	25	6	0
PIKE	185	0	31	10	8	9
POTTER	60	0	4	2	3	4
SCHUYLKILL	551	0	97	10	14	4
SNYDER	127	0	45	1	3	4
SOMERSET	241	0	66	5	15	3
SULLIVAN	21	10	10	0	1	0
SUSQUEHANNA	204	0	86	3	12	4
TIOGA	143	0	51	3	4	1
UNION	105	0	43	1	4	2
VENANGO	367	0	96	6	3	2
WARREN	173	0	73	0	4	1
WASHINGTON	923	1	362	4	14	6
WAYNE	196	0	65	3	12	1
WESTMORELAND	1252	1	457	11	60	15

COMMONWEALTH OF PENNSYLVANIA

In-State Moves

County Name	Notices Mailed	Non-Response	Undeliverable	Return Confirmation	Moved In-County	Moved Out-of-County
WYOMING	124	0	39	2	2	4
YORK	185	0	147	1	0	0
Grand Total	35,510	212	10,512	405	1,053	518

COMMONWEALTH OF PENNSYLVANIA

Out-of-State Moves

2020

County Name	Notices Mailed	Non-Response	Undeliverable	Return Confirmation	Moved In-County	Moved Out-of-County
ADAMS	448	0	174	7	0	55
ALLEGHENY	0	0	0	0	0	0
ARMSTRONG	115	0	18	0	0	11
BEAVER	346	0	69	2	0	83
BEDFORD	122	0	51	1	0	19
BERKS	947	0	295	4	0	89
BLAIR	230	0	43	1	0	68
BRADFORD	117	0	43	1	0	13
BUCKS	1,628	0	160	16	4	294
BUTLER	1,076	0	137	0	0	77
CAMBRIA	317	0	90	0	1	40
CAMERON	30	0	13	0	0	5
CARBON	168	0	73	0	0	14
CENTRE	1,775	0	978	2	0	87
CHESTER	2,190	3	860	28	2	234
CLARION	108	0	56	0	0	9
CLEARFIELD	0	0	0	0	0	0
CLINTON	77	0	33	0	1	12
COLUMBIA	0	0	0	0	0	0
CRAWFORD	0	0	0	0	0	0
CUMBERLAND	1,356	0	653	4	0	80
DAUPHIN	1,922	0	381	4	0	49
DELAWARE	2,549	0	991	26	1	150
ELK	51	0	9	0	1	15
ERIE	1,618	0	511	0	1	44
FAYETTE	320	0	127	5	0	29
FOREST	21	0	0	0	0	1
FRANKLIN	520	0	36	2	1	182
FULTON	40	0	9	0	0	3
GREENE	166	0	77	3	0	21
HUNTINGDON	109	0	66	1	0	7
INDIANA	264	1	40	0	0	127

COMMONWEALTH OF PENNSYLVANIA

Out-of-State Moves

County Name	Notices Mailed	Non-Response	Undeliverable	Return Confirmation	Moved In-County	Moved Out-of-County
JEFFERSON	163	0	81	1	0	8
JUNIATA	25	0	6	0	0	4
LACKAWANNA	538	0	199	4	1	52
LANCASTER	1,408	0	644	9	1	103
LAWRENCE	0	0	0	0	0	0
LEBANON	335	0	142	4	0	35
LEHIGH	980	0	284	4	1	60
LUZERNE	1,002	0	295	6	2	71
LYCOMING	0	0	0	0	0	0
McKEAN	115	0	55	0	0	11
MERCER	485	0	221	5	0	66
MIFFLIN	0	0	0	0	0	0
MONROE	0	0	0	0	0	0
MONTGOMERY	2,139	2	820	27	2	287
MONTOUR	176	0	68	2	0	7
NORTHAMPTON	917	0	429	2	0	66
NORTHUMBERLAND	0	0	0	0	0	0
PERRY	62	0	0	0	0	14
PHILADELPHIA	6,991	0	0	11	2	91
PIKE	174	0	33	2	0	28
POTTER	39	0	3	0	0	18
SCHUYLKILL	219	0	33	1	0	45
SNYDER	107	0	69	0	0	12
SOMERSET	184	0	49	1	2	30
SULLIVAN	10	0	6	0	0	0
SUSQUEHANNA	65	0	17	0	0	12
TIOGA	79	1	31	0	0	7
UNION	213	0	149	0	0	18
VENANGO	246	0	56	2	0	38
WARREN	134	0	48	1	0	8
WASHINGTON	869	0	339	2	0	78
WAYNE	124	0	42	0	0	20
WESTMORELAND	800	0	327	8	5	130

COMMONWEALTH OF PENNSYLVANIA

Out-of-State Moves

County Name	Notices Mailed	Non-Response	Undeliverable	Return Confirmation	Moved In-County	Moved Out-of-County
WYOMING	0	0	0	0	0	0
YORK	0	0	0	0	0	0
Total	37,229	7	10,439	199	28	3,137

Appendix E

A summary of data for “motor voter” applications by political party.

This information is provided directly by the contracted vendor who processes the applications for the Department and PennDOT. These statistics relate to the number of individuals who applied to register to vote at a photo license center.

COMMONWEALTH OF PENNSYLVANIA
VOTER REGISTRATION APPLICATIONS BY POLITICAL PARTY
RECEIVED AT PENNDOT LICENSE CENTERS

၁၀၃၈

County Name	Democratic	Republican	Other	Total	County Name	Democratic	Republican	Other	Total
ADAMS	415	1,074	537	2,026	LACKAWANNA	1,091	941	698	2,730
ALLEGHENY	8,578	4,931	4,767	18,276	LANCASTER	2,655	3,408	2,251	8,314
ARMSTRONG	173	537	170	880	LAWRENCE	298	591	264	1,153
BEAVER	657	981	551	2,189	LEBANON	498	827	576	1,901
BEDFORD	77	417	109	603	LEHIGH	2,897	1,888	2,075	6,860
BERKS	2,135	2,046	1,700	5,881	LUZERNE	1,600	1,706	1,185	4,491
BLAIR	357	829	385	1,571	LYCOMING	324	781	459	1,564
BRADFORD	120	478	218	816	MCKEAN	102	362	135	599
BUCKS	3,454	3,317	2,633	9,404	MERCER	435	751	433	1,619
BUTLER	653	1,429	681	2,763	MIFFLIN	76	345	93	514
CAMBRIA	428	998	345	1,771	MONROE	1,770	1,364	1,299	4,433
CAMERON	8	27	13	48	MONTGOMERY	4,972	2,944	2,895	10,811
CARBON	228	400	268	896	MONTOUR	83	126	79	288
CENTRE	827	727	530	2,084	NORTHAMPTON	1,960	1,747	1,652	5,359
CHESTER	2,975	2,354	2,177	7,506	NORTHUMBERLAND	253	540	262	1,055
CLARION	54	231	90	375	PERRY	96	321	107	524
CLEARFIELD	203	700	249	1,152	PHILADELPHIA	14,929	2,603	5,396	22,928
CLINTON	91	263	104	458	PIKE	463	841	560	1,864
COLUMBIA	168	396	197	761	POTTER	32	152	62	246
CRAWFORD	236	529	229	994	SCHUYLKILL	356	781	420	1,557
CUMBERLAND	1,217	1,658	1,003	3,878	SNYDER	74	229	86	389
DAUPHIN	2,107	1,398	1,264	4,769	SOMERSET	148	661	165	974
DELAWARE	3,680	1,942	1,877	7,499	SULLIVAN	11	42	23	76
ELK	62	230	72	364	SUSQUEHANNA	97	330	103	530
ERIE	1,186	1,427	957	3,570	TIOGA	95	337	155	587
FAYETTE	424	891	371	1,686	UNION	127	240	124	491
FOREST	13	24	13	50	VENANGO	140	378	157	675
FRANKLIN	590	1,458	765	2,813	WARREN	90	267	113	470
FULTON	22	158	42	222	WASHINGTON	789	1,466	674	2,929
GREENE	108	250	79	437	WAYNE	215	541	266	1,022
HUNTINGDON	66	276	78	420	WESTMORELAND	1,170	2,268	989	4,427
INDIANA	180	490	202	872	WYOMING	79	187	64	330
JEFFERSON	101	391	144	636	YORK	2,169	3,329	2,147	7,645
JUNIATA	50	149	51	250	PENNSYLVANIA	71,737	66,700	48,838	187,275

Appendix F

Summary of the Department's efforts to comply with the National Voter Registration Act of 1993.

The charts illustrate the voter registration activity at the agency level monthly. The first chart shows the total number of voter registration offers that were made and the second chart shows the number of offers that were declined. These totals do not reflect the 2,185,513 offers that resulted in an agency client taking a blank voter registration form.

COMMONWEALTH OF PENNSYLVANIA
SUMMARY OF VOTER REGISTRATIONS OFFERED FROM PREFERENCE FORM
DATA FROM NVRA AGENCIES
2020

	WIC	D.A.	County MH/ID	CAO	COOC	C&Y	HC	SSHE	Special Ed. Prg.	AAA	Para-Transit	Total
January	19,499	2,206	3,924	286,023	0	8,631	33	18	0	7,119	2,771	330,224
February	15,918	2,029	4,165	249,530	0	8,079	13	17	4	6,728	2,385	288,868
March	17,186	1,339	2,027	274,475	0	6,070	0	9	0	6,808	1,937	309,851
April	19,311	796	931	226,190	0	4,398	0	0	0	6,158	758	258,542
May	18,098	737	1,589	178,629	0	4,067	0	0	0	5,984	779	209,883
June	18,124	920	931	179,759	0	4,476	0	0	0	6,801	1,129	212,140
July	18,263	1,029	1,128	195,875	528	5,133	53	41	0	7,274	1,071	230,395
August	17,647	1,092	1,810	218,892	348	5,704	94	61	0	6,983	1,181	253,812
September	18,758	1,884	2,335	249,406	408	5,991	49	15	0	7,075	1,447	287,368
October	18,177	1,718	2,007	267,486	0	5,978	11	26	2	6,996	1,435	303,836
November	16,093	1,169	2,129	250,666	0	4,859	13	0	4	5,928	1,126	281,987
December	17,368	1,095	1,929	288,508	0	5,200	2	0	0	6,274	1,028	321,404
Total	214,442	16,014	24,905	2,865,439	1,284	68,586	268	187	10	80,128	17,047	3,288,310

WIC - Women, Infants and Children
D.A. - Disability Agencies
County MH/ID - County Mental Health and Intellectual Disabilities
CAO - County Assistance Offices
COOC - Clerk of Orphan's Court
C&Y - County Children and Youth Offices
HC - Health Care facilities
SSHE - State System of Higher Education
Special Ed. Program - Bureau of Special Education
AAA - Area Agencies on Aging

COMMONWEALTH OF PENNSYLVANIA
SUMMARY OF VOTER REGISTRATIONS DECLINED FROM PREFERENCE FORM
DATA FROM NVRA AGENCIES
2020

	WIC	D.A.	County MH/ID	CAO	COOC	C&Y	HC	SSHE	Special Ed. Prg.	AAA	Para-Transit	Total
January	18,835	2,019	3,185	63,748	0	6,576	26	13	0	2,904	1,302	98,608
February	15,331	1,845	3,418	51,213	0	6,493	11	15	0	2,654	1,074	82,054
March	16,687	1,200	1,472	64,612	0	5,085	0	9	0	3,069	1,077	93,211
April	18,970	713	855	78,472	0	3,542	0	0	0	2,911	387	105,850
May	17,809	669	1,455	56,760	0	3,371	0	0	0	2,564	459	83,087
June	17,769	847	785	45,092	0	3,694	0	0	0	2,827	571	71,585
July	17,887	935	926	46,216	497	4,117	45	40	0	2,851	731	74,245
August	17,227	1,010	1,564	50,652	317	4,542	82	52	0	2,711	664	78,821
September	18,282	1,706	1,932	47,555	385	4,607	46	15	0	2,660	798	77,986
October	17,768	1,609	1,505	56,329	0	4,966	8	24	0	2,621	851	85,681
November	15,778	1,123	1,567	59,720	0	4,069	13	0	3	2,198	598	85,069
December	17,111	1,037	1,316	65,324	0	4,259	2	0	0	2,393	521	91,963
Total	209,454	14,713	19,980	685,693	1,199	55,321	233	168	3	32,363	9,033	1,028,160

WIC - Women, Infants and Children
D.A. - Disability Agencies
County MH/ID - County Mental Health and Intellectual Disabilities
CAO - County Assistance Offices
COOC - Clerk of Orphan's Court
C&Y - County Children and Youth Offices
HC - Health Care facilities
SSHE - State System of Higher Education
Special Ed. Program - Bureau of Special Education
AAA - Area Agencies on Aging