



**THE ADMINISTRATION OF
VOTER REGISTRATION IN
PENNSYLVANIA**

2016 REPORT TO THE GENERAL ASSEMBLY

PENNSYLVANIA DEPARTMENT OF STATE

JUNE 2017

REVISED JULY 14, 2017

**Tom Wolf
Governor**

**Pedro A. Cortés
Secretary of the Commonwealth**



COMMONWEALTH OF PENNSYLVANIA
DEPARTMENT OF STATE

June 30, 2017

Dear Members of the General Assembly:

As Secretary of the Commonwealth, I am pleased to report to you on the administration of voter registration in Pennsylvania for calendar year 2016. I trust you will find this report useful.

Voter registration in Pennsylvania is a joint state-county effort. During 2016, the Department of State (Department) continued its partnership with the state's 67 county election boards and voter registration commissions. The Department collaborates with the Commonwealth agencies designated under the National Voter Registration Act of 1993 (NVRA) to administer voter registration programs. The Department supports the agencies by providing needed supplies and conducting training sessions and informational meetings.

The Statewide Uniform Registry of Electors (SURE) system, implemented in Pennsylvania through Act 3 of 2002, is the bedrock of Pennsylvania's voter registration system. As of December 31, 2016, there were 8,646,238 registered voters in Pennsylvania.

The Department remains committed to fulfilling its responsibilities under the Help America Vote Act of 2002. The Department will strive to promote voter registration and civic engagement through its outreach efforts across the Commonwealth.

If you have questions about this report, please contact Jonathan Marks, Commissioner, Bureau of Commissions, Elections and Legislation at (717) 783-2035, or jmarks@pa.gov.

Sincerely,

A handwritten signature in black ink that reads "Pedro A. Cortés".

Pedro A. Cortés
Secretary of the Commonwealth

Table of Contents

Voter Registration Statistics	1
Total Voter Registration by Party	1
Total Voter Registration by Party, Five-Year Trend	2
Areas of Growth and Decline	3
Top 5 Counties with Highest Overall Registration Growth and Highest Overall Decline Since 2015	3
Top 5 Counties with Highest Overall Registration Growth and Highest Overall Decline Since 2012	3
List Maintenance Activities	4
2016 List Maintenance Summary	5
2016 Responses to 161,907 Five-Year Notices Sent by Counties.....	5
Voter Registration Cancellations	5
Active and Inactive Voter Registration Cancellations by Code and Year	6
Active Voter Registration Cancellations by Code and Year	7
Inactive Voter Registration Cancellations by Code and Year	8
National Voter Registration Act (NVRA)	8
Total Agency Registrations	8
Total Agency Registration from 2012 and 2016	10
Pennsylvania Department of Transportation.....	11
Application Process to Register to Vote at a PennDOT Center	11
Online Voter Registration	12
Online Voter Registration versus Web API and Paper Registration (1.1.2016 – 12.31.2016).....	12
Demographics of Online Voter Registration versus Web API and Paper Registration (1.1.2016 – 12.31.2016)	13
Voter Hall of Fame.....	13
Statewide Uniform Registry of Electors (SURE).....	14
SURE Applications.....	14
SURE Voter Registration (SURE VR)	14
SURE Portals	14
Public Portal.....	14
County Portal.....	14
Agency Portal.....	14
Kiosk	14
Web Application Programming Interface (Web API)	14
Annual Report Data Appendices	16

In 2016 the Department of State (Department) worked closely with the public, each of the 67 county voter registration offices, Commonwealth agencies designated with voter registration responsibilities, and voter registration advocacy groups. This report represents a summary of statistics and initiatives that support voter registration administration in Pennsylvania. The most significant initiatives during 2016 was the launch of our secure, internet-facing service, which provides a web-based service for third party registration organizations to submit voter registrations via the online voter registration system.

All 2016 data referenced in this report is available in its entirety within the “Annual Report Data” section starting on page 16 of this report. Data from previous years can be found in the respective annual report.

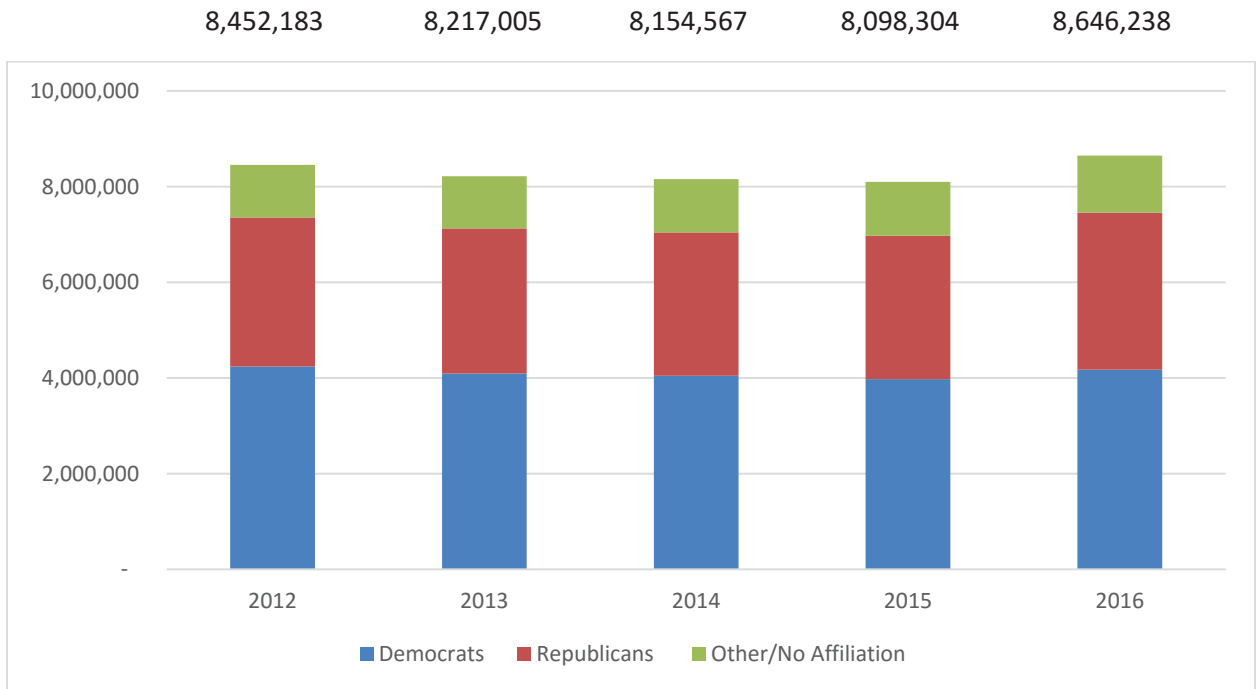
Voter Registration Statistics

Through the Statewide Uniform Registry of Electors (SURE) system, the Department maintains a complete list of all registered voters in the Commonwealth. As of December 2016, there were 8,646,238 registered voters. This was an increase of 547,934 since December 2015, and an increase of 181,573 since December 2012.

Total Voter Registration by Party

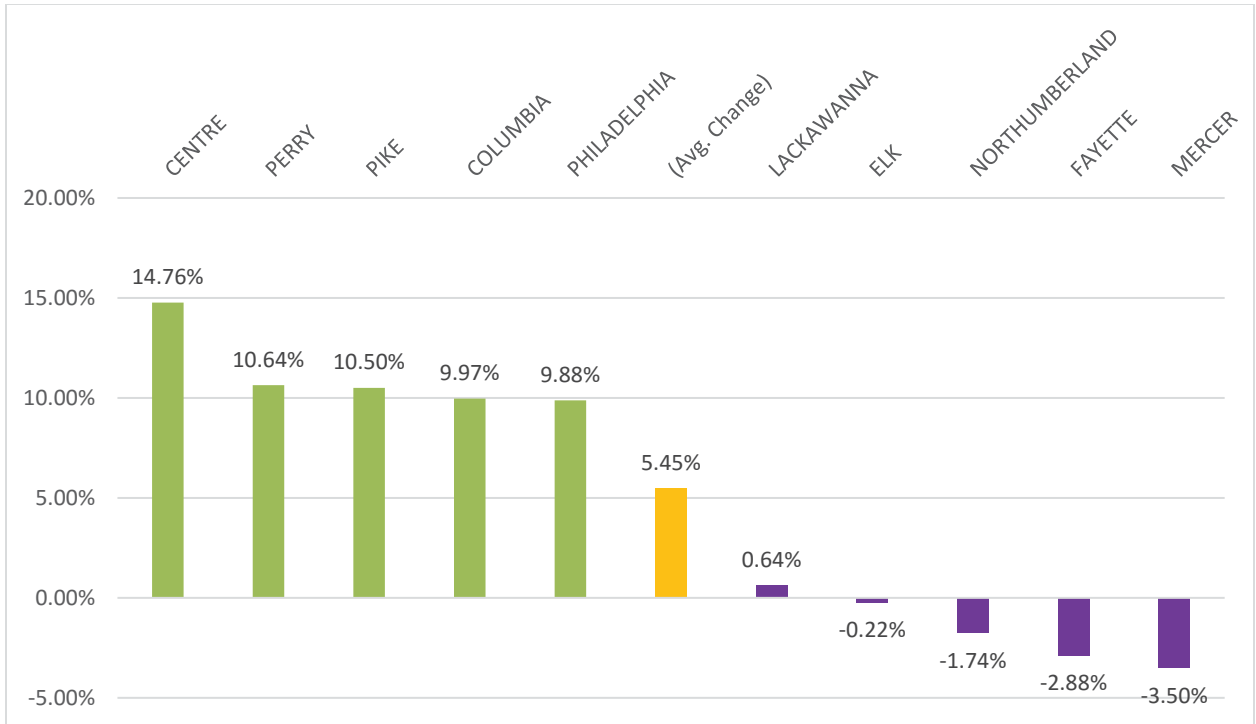
Affiliation	2016 Registrants	Change Since 2012	% Change Since 2012
Democratic	4,172,826	-71,275	-1.68%
Republican	3,280,202	+160,831	+5.16%
Other/No Affiliation	1,193,210	+92,017	+8.36%
Total Registration	8,646,238	+181,573	+2.15%

Total Voter Registration by Party, Five-Year Trend

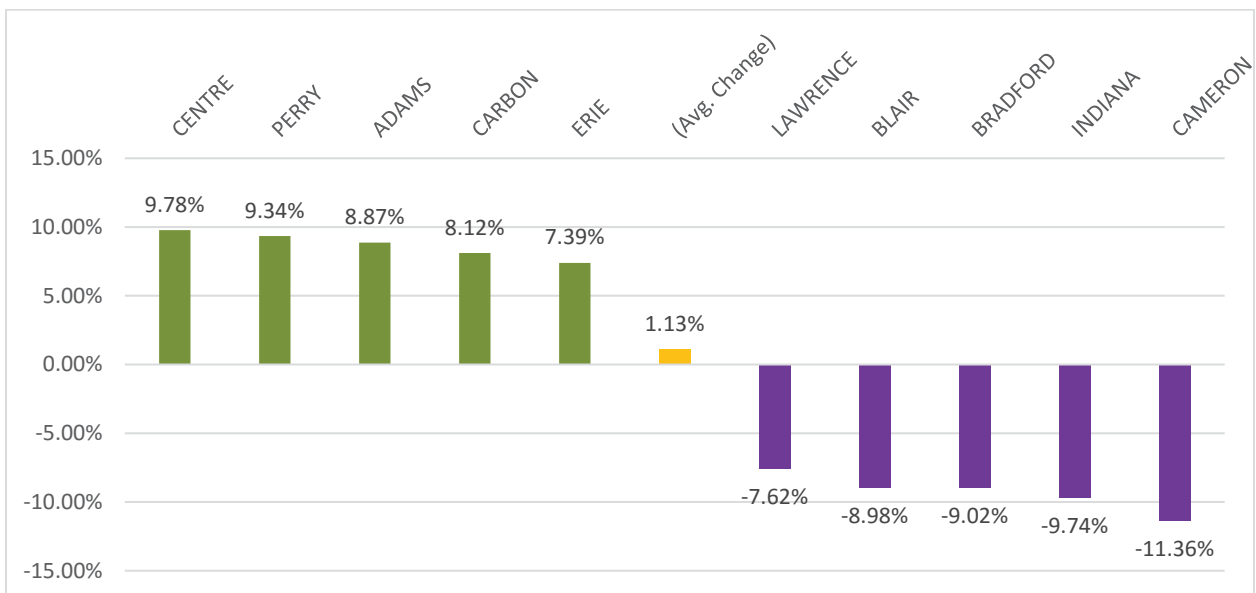


Areas of Growth and Decline

Top 5 Counties with Highest Overall Registration Growth and Highest Overall Decline Since 2015



Top 5 Counties with Highest Overall Registration Growth and Highest Overall Decline Since 2012

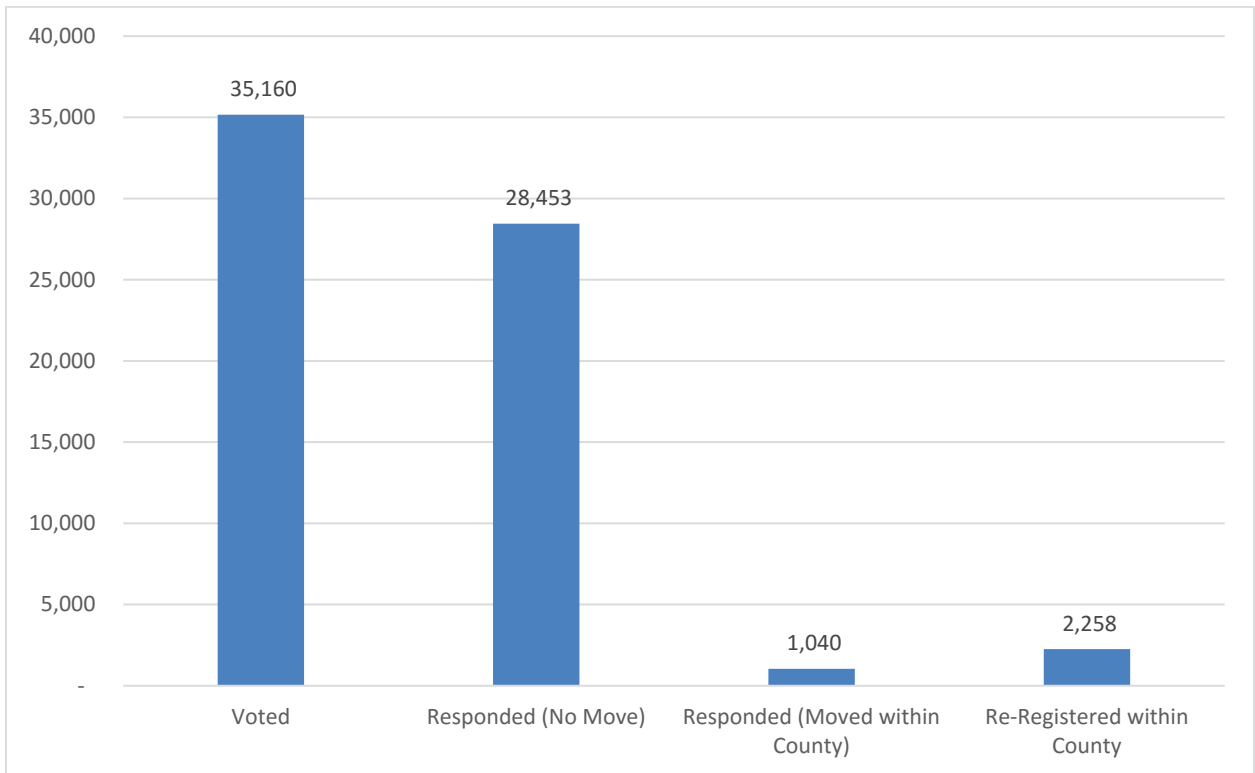


List Maintenance Activities

In 2016, counties performed regular list maintenance activities within the SURE system, which include the removal of deceased voters and voters who have confirmed that they moved outside of the county in which they were registered. Counties send five-year notices to registrants who have not voted in two federal general elections and address verification notices to voters identified by the United States Postal Service as having submitted a change of address to the Postal Service. During 2016, counties sent 161,907 five-year notices and 113,810 address verification notices. Additionally, 409,476 voters who moved were identified by PennDOT when they changed their address with PennDOT. PennDOT sends these address changes to the Department which forwards them to the counties to update their records. As a result of these combined list maintenance activities 680,079 voter registrations were marked “inactive” and 404,317 were cancelled in 2016. A voter is only cancelled after receiving a notice requesting the voter to confirm his or her address, placement on inactive status and the voter does not vote or otherwise contact the county for two federal general elections after receiving notice.

2016 List Maintenance Summary

2016 Responses to 161,907 Five-Year Notices Sent by Counties



Note: In addition to the above breakdown, 34 voters who had their registration cancelled subsequently re-registered.

Voter Registration Cancellations

During 2016, the Department recorded 405,163 voter registration cancellations. When a voter registration is cancelled, the record is tagged in the SURE system to identify the reason for cancellation. The SURE system allows counties to track the reason for cancellation based on 14 different classifications as set forth in the chart below.

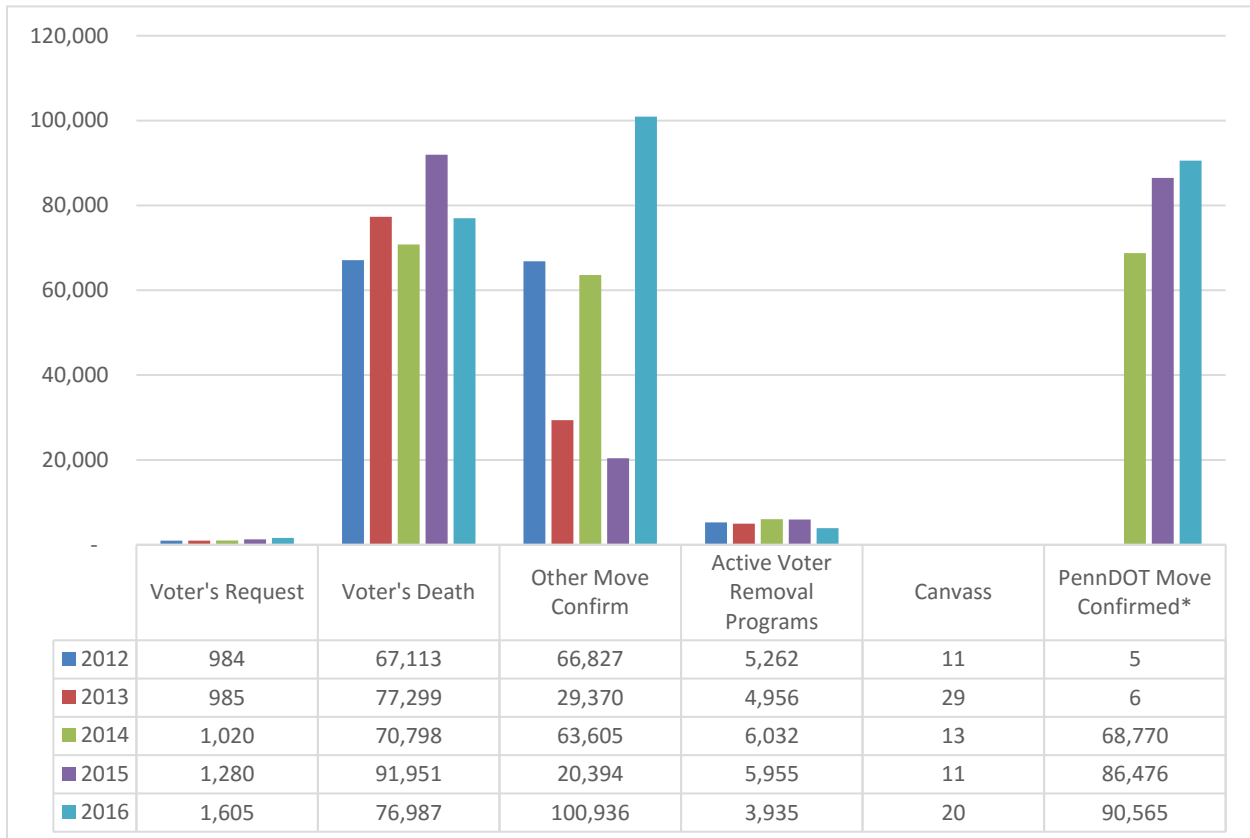
A voter is marked as inactive if he or she is sent a mailing by the county asking the voter to confirm his or her continued residence, and fails to respond. Voters may be sent the mailings based on data the county receives under the U.S. Postal Service National Change of Address (NCOA) program or when a voter fails to vote for five years. See 25 Pa. C.S. §§ 1901(b)(1), 1901(b)(3), 1901(c). All other voters are listed as “active.”

*** Prior to the 2014 Annual Report, PennDOT application source codes were included in a generic “Other Means” category.**

Active and Inactive Voter Registration Cancellations by Code and Year

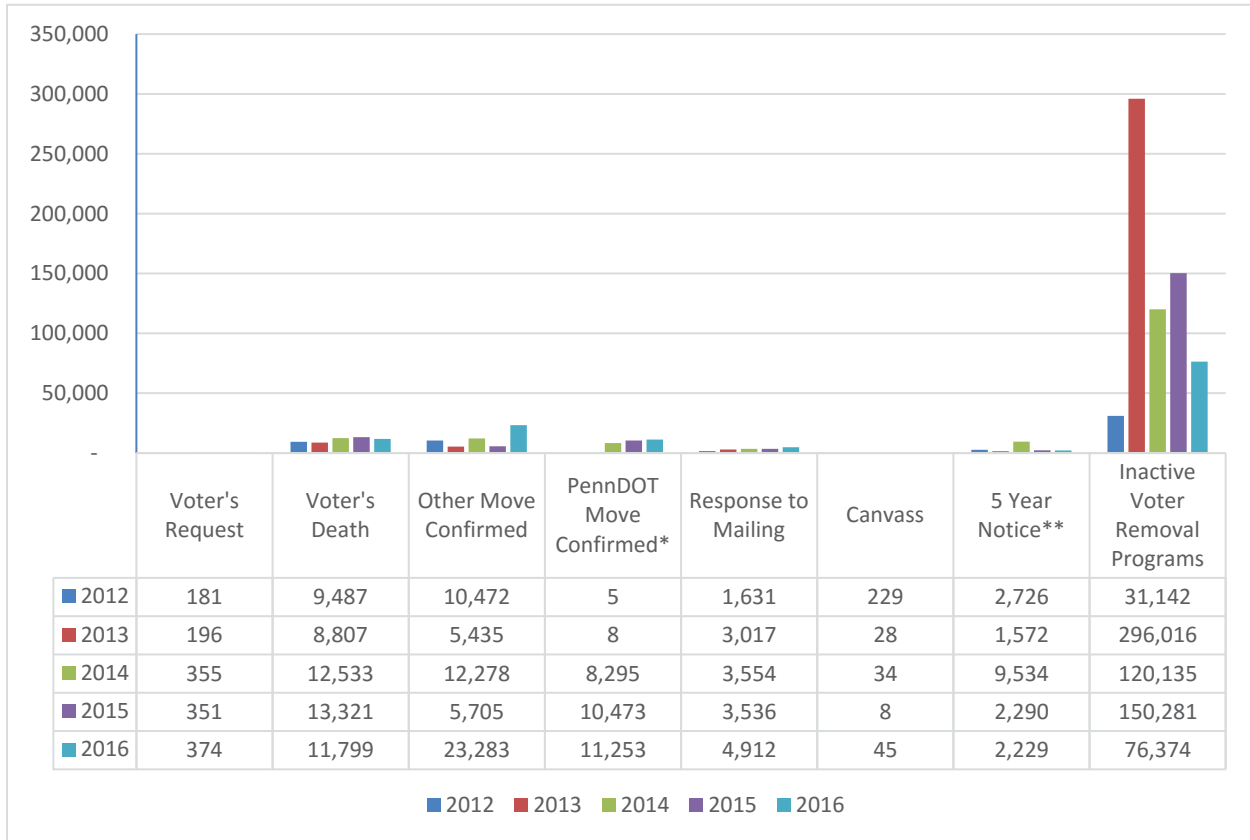
Classification	Voter Status	Description	2016 Total
Voter's Request	Active	Registration cancelled at the request of the voter	1,605
Voter's Death	Active	Registration cancelled when the county is notified of a voter's death via state or local officials	76,987
Other Move Confirm	Active	The county has confirmed that the voter has moved from their currently listed address	100,936
Voter Removal Program	Active	Cancelled because did not respond to mailing after two federal elections elapsed	3,935
Canvass	Active	The county visits the address on record to confirm the voter no longer lives there	20
PennDOT Move Confirmed*	Active	PennDOT confirms that the voter has changed their address	90,565
Voter's Request	Inactive	Registration cancelled at the request of the voter	374
Voter's Death	Inactive	Registration cancelled when the county is notified of a voter's death via state or local officials	11,799
Other Move Confirmed	Inactive	The county has confirmed that the voter has moved from their currently listed address	23,283
Voter Removal Program	Inactive	Cancelled because did not respond to mailing after two federal elections elapsed	76,374
PennDOT Move Confirmed*	Inactive	PennDOT confirms that the voter has changed their address	11,253
Response to Mailing	Inactive	The voter or authorized individual responds to a correspondence from the county confirming that the voter is no longer eligible to vote at their currently listed address	4,912
Canvass	Inactive	The county visits the address on record to confirm the voter no longer lives there	45
Five-Year Notice	Inactive	Cancelled because did not respond to mailing after two federal elections elapsed	2,229

Active Voter Registration Cancellations by Code and Year



Note: Prior to the 2014 Annual Report, PennDOT application source codes were included in a generic "Other Means" category.

Inactive Voter Registration Cancellations by Code and Year



Note: Prior to the 2014 Annual Report, PennDOT application source codes were included in a generic “Other Means” category.

National Voter Registration Act (NVRA)

Total Agency Registrations

The National Voter Registration Act (NVRA) requires that “(1) Each state shall designate agencies for the registration of voters in election for Federal offices. (2) Each state shall designate as voter registration agencies – (A) all offices of the state that provide public assistance; and (B) all offices in the State that provide State-funded programs primarily engaged in providing service to persons with disabilities.”¹ Pennsylvania, through its voter registration law, has incorporated these requirements for all elections.²

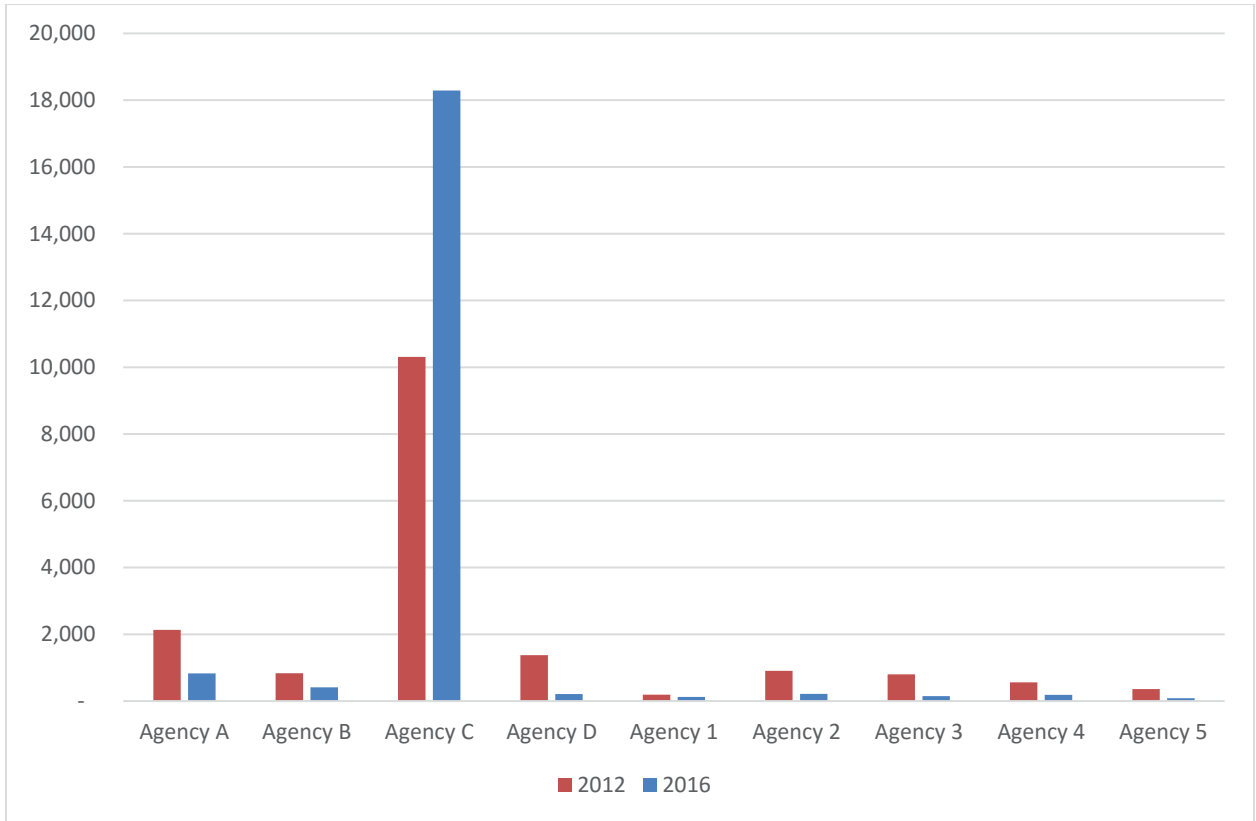
¹ See 52 U.S.C. § 20506.

² See 25 Pa.C.S. § 1325.

In light of these mandates, the Department continues to work with the covered agencies to ensure that the requirements of federal and state law are met. Since 2010 the Department has used bar-coded registration forms that allow the Department to identify the source agency of registrations and more accurately track the Department's efforts, and subsequently ensure that agency efforts comply with the requirements of the NVRA and the Pennsylvania voter registration law.

Code	Agency		2016 Total
Agency A	WIC	Women, Infant and Children Nutrition Clinics	1,732
Agency B	Agencies Serving People with Disabilities and County MH/ID Offices	Blindness and Visual Services (BVS) district offices; BVS Contractors; Centers for Independent Living; State Mental Health Centers; State Mental Health Hospitals; Office of Vocational Rehabilitation district offices; County Mental Health and Intellectual Disabilities	789
Agency C	CAO	County Assistance Office	66,850
Agency D	COOC	Clerk of Orphans' Courts	668
Agency 1	Children and Youth	Children and Youth, Children and Early Learning Organizations	267
Agency 2	AAA	Area Agencies on Aging	572
Agency 3	Health Care	Health Care not for profit, Health Care-managed care and other for-profit organizations	523
Agency 4	SSHE/Special Education Programs	Student Disability Services Offices at Universities within the State System of Higher Education; Bureau of Special Education	211
Agency 5	Para-transit	Para-transit providers	230
	Recruitment Centers	Armed Services Recruitment Centers	8
	Voter Registration Drives	Organizations submitting voter applications other than government agencies	376,763
	PennDOT COA transfers	Change of address from PennDOT	638,005

Total Agency Registration from 2012 and 2016



Pennsylvania Department of Transportation

Since 1995, the Pennsylvania Department of Transportation (PennDOT) has played an integral role in the voter registration process. PennDOT provides Commonwealth citizens with an opportunity to apply to register to vote while receiving or renewing their driver's license at a PennDOT center as well as the opportunity to update their registration in-person and online. In 2016, approximately 285,000 new voters applied to register to vote using this resource.

Application Process to Register to Vote at a PennDOT Center

- PennDOT customers visit a photo license center with a driver's license application card provided by PennDOT. The application card contains a printed two-dimensional bar code. The bar code is scanned and the computer system determines the customer's age. It then determines which customers will be at least 18 years old by the date of the next election and asks if the customer wishes to apply to register to vote;
- The program is designed to ask customers if they are currently registered to vote. If not, they are provided the opportunity to apply to register;
- Customers must confirm that they are U.S. citizens and qualified to register in the Commonwealth;
- Customers who choose to apply to register to vote are asked to confirm their county of residence and indicate a party preference. The customer is asked for optional information (telephone number and race);
- Customers are advised of the penalty for furnishing false information and are asked to sign a declaration that the information they have provided is true and correct to the best of their knowledge;
- Customers are provided a receipt indicating pertinent information about their voter registration application, including the date on which they applied at the photo license center. The receipt instructs customers to contact their county voter registration office if they do not receive a voter identification card within two weeks.

The completed applications are transmitted electronically by PennDOT's contracted vendor to the Department, which in turn forwards the applications to each county voter registration office via SURE system. In 2016, the vendor transmitted 287,571 "motor voter" applications to the Department.

PennDOT provides address change information to the Department. The Department forwards the information to the appropriate county voter registration office. In 2016, a total of 673,597 change of address applications were forwarded from the Department to county election officials.

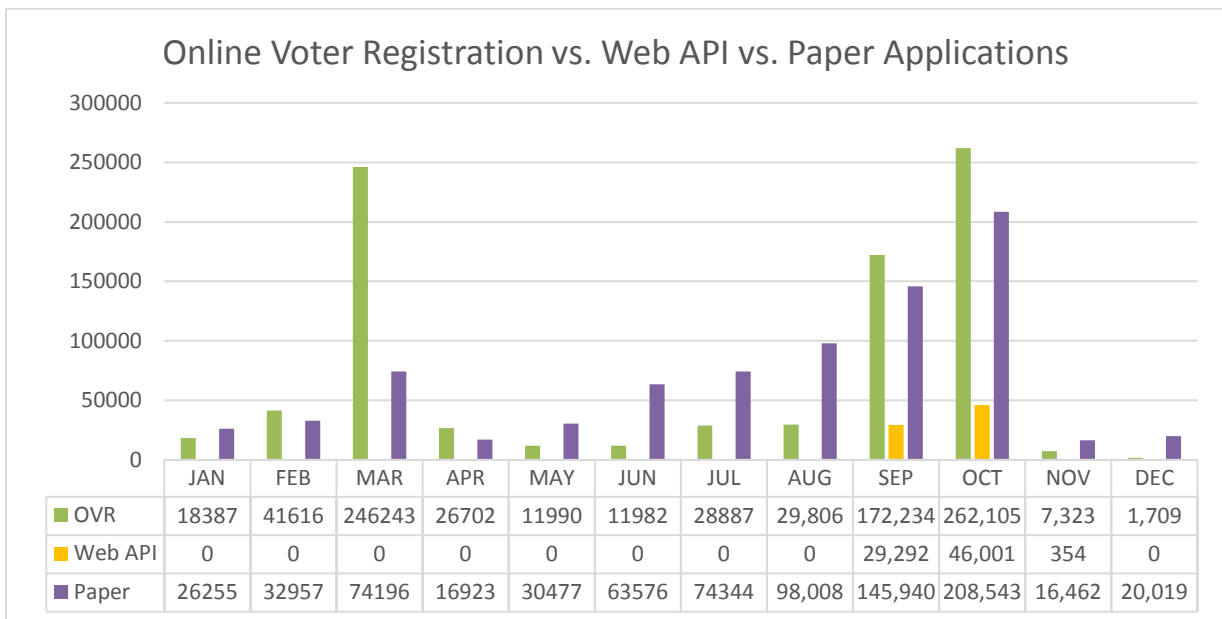
Online Voter Registration

The Pennsylvania Online Voter Registration (OVR) Application was deployed on August 27, 2015. The OVR application provides residents of Pennsylvania with the opportunity to register to vote or change an existing voter registration online and electronically submit voter registration data to their county voter registration office for processing. The Department actively engaged election stakeholders outside of the Department, such as county election directors, the elections advocacy community, and Pennsylvania citizens. In an effort to ensure that the final product would be universally useable, DOS engaged the Center for Civic Design to review the text and the logical flow of information. The Center also field tested the application in an urban and a rural community and provided additional feedback that informed the end product. This highly interactive development process engaged stakeholders outside of the agency and tested the final product with end users before it was launched, resulting in a better product overall and one that has been embraced by Pennsylvania voters in overwhelming numbers.

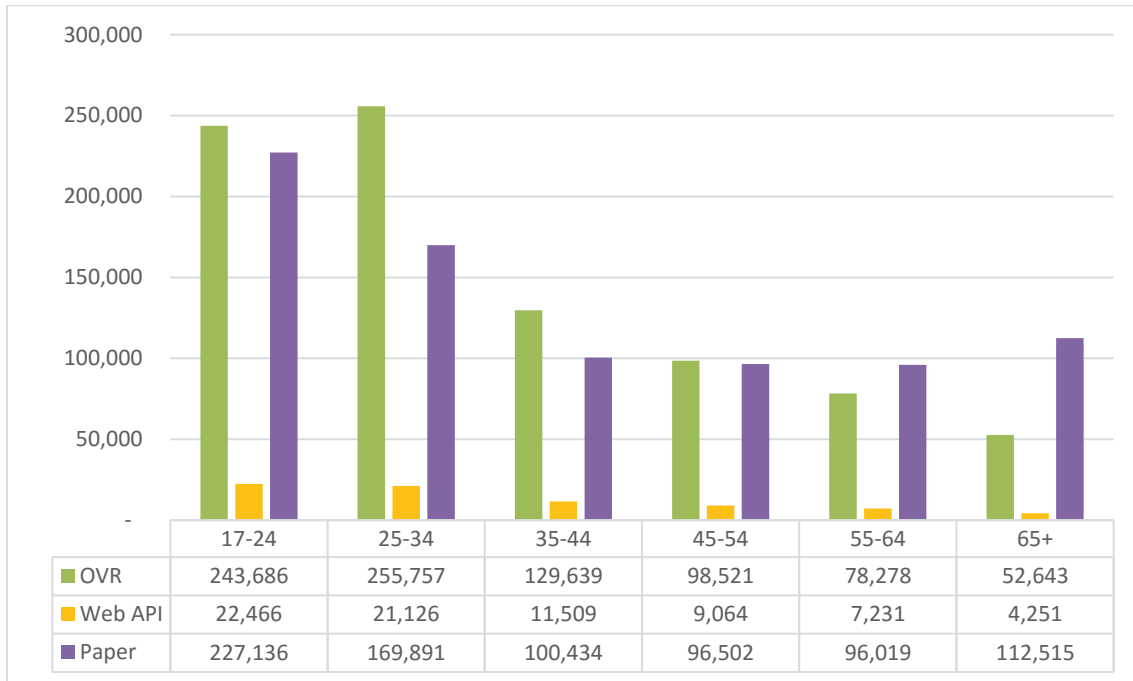
The Department developed a secure connection with the Pennsylvania Department of Transportation (PennDOT) through which the Department can obtain digital images of signatures for those applicants who are PennDOT clients. For registrants who are not PennDOT clients, the OVR application provides applicants with the options to print, sign and mail a hard copy application or request that a signature form be mailed to them to complete the application process. In March of 2016, the Department deployed a secure method for an applicant to upload a digital image of his or her signature if the applicant could not be verified through PennDOT.

As of December 31, 2016, a total of 915,691 voter registration applications were submitted through the OVR application, including 582,918 new applications. During this same period of time, a total of 456,820 new paper applications were submitted to the county voter registration offices. In 2016, the number of new applications submitted through OVR was 548,418 compared to 415,293 new paper applications. During the busy voter registration deadline months of March and October, applications submitted through OVR accounted for 508,348 or 64% of the 791,087 total applications submitted.

Online Voter Registration versus Web API and Paper Registration (1.1.2016 – 12.31.2016)



Demographics of Online Voter Registration versus Web API and Paper Registration (1.1.2016 – 12.31.2016)



Voter Hall of Fame

The Pennsylvania Voter Hall of Fame program is administered by the Department of State, Division of Elections and Voter Registration. The program was established to promote awareness and encourage all Pennsylvanians to exercise their right to vote. The Voter Hall of Fame publicly honors Pennsylvanians who have voted in at least 50 consecutive November elections. The inductees serve as ambassadors in their communities – they lead by example, encouraging participation in the electoral process.

In 2016, the Department inducted 351 citizens from 11 counties into the *Pennsylvania Voter Hall of Fame*. The 351 new members bring total membership to 22,432, with the membership spanning 65 counties throughout the Commonwealth. As an ongoing recognition the Department maintains a display on the third floor of the North Office Building in Harrisburg.

Statewide Uniform Registry of Electors (SURE)

SURE is the centralized voter registration and election management system designed to assure the accuracy and integrity of the Commonwealth's voter registration records maintained by the election authorities in Pennsylvania's 67 counties. The SURE system is a platform that supports the critical functions of the Commonwealth's elections — from determining voter eligibility to maintaining precinct data to producing poll books. A centralized, uniform registry that is accessible to all county offices greatly enhances the overall accuracy and integrity of the voter registration rolls and the resulting quality of voter services.

SURE Applications

SURE Voter Registration (SURE VR)

The SURE VR application is used by counties to process and maintain voter registration records and to perform a number of election-related tasks, including the management of vote history, absentee ballots, poll books, election related reports, and voter registration correspondence to voters.

SURE Portals

Public Portal

Voters can access the SURE Public Portal through the Department of State website where the department offers them the ability to register to vote online, check their voter registration status, locate their polling place, and retrieve electronic balloting materials for UMOVA qualified voters.

County Portal

The SURE County Portal provides counties with voter search, provisional ballot processing/certification, and other basic capabilities through a standard web browser rather than the specialized equipment required to access SURE VR. Counties can use the portal for seasonal and temporary staff who may need to access basic SURE functionality around an election day or other busy period of time. Additionally, counties use the portal to upload election results, certify election results, and certify voter registration statistics.

Agency Portal

The agency portal is used by Department of State personnel to manage elections and campaign finance data. The Department uses the portal to maintain and retrieve the archive of historic election results by the precinct and county, manage nomination petitions, and manage campaign finance records.

Kiosk

The kiosk is a public portal which is accessed through terminals located in county election offices and at the Department of State. These portals allow the public to electronically submit voter registration applications, submit changes to their current registration, and search public state-wide voter registration rolls.

Web Application Programming Interface (Web API)

A Web Application Programming Interface (Web API) was developed for individuals and organizations such as Rock the Vote who wish to develop a website designed to gather voter registration application

data during voter registration drives. The Web API application contains the information these organizations need in order to submit voter registration applications in an electronic format versus submitting paper applications. The tool also interacts with PennDOT to capture signatures for valid driver's licenses and sends the Pending Missing Signature correspondence as necessary. A rigorous certification process managed by the Department of State ensures the individuals or organizations wishing to use the Web API tool meet DOS identified testing standards prior to their Web API account being approved.

Annual Report Data Appendices

Appendix A

Voter registration figures by county and political party as of December 31, 2016.

COMMONWEALTH OF PENNSYLVANIA
POLITICAL PARTY REGISTRATION - DECEMBER 31, 2016

County Name	Democratic	Republican	Other	Total	County Name	Democratic	Republican	Other	Total
ADAMS	19,211	35,191	10,016	64,418	LACKAWANNA	87,039	40,879	13,213	141,131
ALLEGHENY	539,370	259,438	125,357	924,165	LANCASTER	108,058	174,323	53,574	335,955
ARMSTRONG	15,053	21,706	4,466	41,225	LAWRENCE	27,382	23,409	6,183	56,974
BEAVER	56,310	39,778	12,921	109,009	LEBANON	27,299	47,295	12,475	87,069
BEDFORD	9,412	21,769	3,277	34,458	LEHIGH	109,353	78,062	37,293	224,708
BERKS	113,875	97,783	36,375	248,033	LUZERNE	107,591	74,274	23,361	205,226
BLAIR	24,002	44,332	9,444	77,778	LYCOMING	21,276	37,295	8,644	67,215
BRADFORD	9,862	21,640	4,494	35,996	McKEAN	7,320	14,208	3,427	24,955
BUCKS	197,661	188,547	74,414	460,622	MERCER	30,967	30,783	8,870	70,620
BUTLER	42,162	69,648	17,898	129,708	MIFFLIN	7,580	15,545	2,777	25,902
CAMBRIA	45,240	32,883	8,773	86,896	MONROE	51,918	36,362	21,106	109,386
CAMERON	1,206	1,655	369	3,230	MONTGOMERY	272,561	216,082	89,747	578,390
CARBON	18,266	17,708	6,191	42,165	MONTOUR	4,742	6,291	2,059	13,092
CENTRE	51,159	47,663	24,596	123,418	NORTHAMPTON	98,929	73,638	39,026	211,593
CHESTER	136,893	155,439	61,984	354,316	NORTHUMBERLAND	19,612	26,119	6,489	52,220
CLARION	8,230	13,105	2,762	24,097	PERRY	7,448	18,553	3,697	29,698
CLEARFIELD	20,579	26,323	6,250	53,152	PHILADELPHIA	853,140	125,530	123,950	1,102,620
CLINTON	9,113	10,200	2,970	22,283	PIKE	13,993	17,877	8,363	40,233
COLUMBIA	16,016	18,437	6,297	40,750	POTTER	2,706	6,933	1,070	10,709
CRAWFORD	19,317	27,643	6,363	53,323	SCHUYLKILL	32,323	42,951	9,741	85,015
CUMBERLAND	55,751	85,591	26,123	167,465	SNYDER	5,569	13,863	2,817	22,249
DAUPHIN	82,006	74,332	24,930	181,268	SOMERSET	17,569	27,339	4,719	49,627
DELAWARE	189,544	171,645	52,421	413,610	SULLIVAN	1,514	2,405	457	4,376
ELK	8,956	8,192	2,074	19,222	SUSQUEHANNA	7,714	14,705	3,193	25,612
ERIE	97,574	67,482	25,147	190,203	TOGA	7,153	15,958	3,534	26,645
FAYETTE	44,605	25,766	6,637	77,008	UNION	7,127	12,544	3,950	23,621
FOREST	1,270	1,757	310	3,337	VENANGO	11,074	17,504	4,055	32,633
FRANKLIN	23,996	53,514	12,732	90,242	WARREN	10,454	15,135	4,547	30,136
FULTON	2,455	5,639	910	9,004	WASHINGTON	68,023	55,415	15,576	139,014
GREENE	12,433	8,141	2,075	22,649	WAYNE	9,619	17,635	5,142	32,396
HUNTINGDON	9,193	17,488	3,097	29,778	WESTMORELAND	113,316	104,155	28,708	246,179
INDIANA	20,487	24,183	7,068	51,738	WYOMING	5,335	9,620	1,947	16,902
JEFFERSON	9,508	16,997	3,391	29,896	YORK	102,444	147,449	45,934	295,827
JUNIATA	3,963	8,451	1,434	13,848	PENNSYLVANIA	4,172,826	3,280,202	1,193,210	8,646,238

Appendix B

Voter registration totals from 2015-2016

Dem: Democratic Party

Rep: Republican Party

% Diff: Increase or Decrease in Party registration

COMMONWEALTH OF PENNSYLVANIA
COMPARISON OF VOTER REGISTRATION TOTALS
JANUARY 2015 - DECEMBER 2016

COUNTY NAME	DEMOCRATIC			REPUBLICAN		
	DEM 2016	DEM 2015	% DIFF	REP 2016	REP 2015	% DIFF
ADAMS	19,211	19,061	0.01	35,191	32,431	0.09
ALLEGHENY	539,370	507,590	0.06	259,438	233,260	0.11
ARMSTRONG	15,053	15,936	-0.06	21,706	19,731	0.10
BEAVER	56,310	58,756	-0.04	39,778	35,863	0.11
BEDFORD	9,412	9,349	0.01	21,769	19,158	0.14
BERKS	113,875	113,603	0.00	97,783	91,405	0.07
BLAIR	24,002	23,666	0.01	44,332	40,498	0.09
BRADFORD	9,862	10,302	-0.04	21,640	20,679	0.05
BUCKS	197,661	185,515	0.07	188,547	173,512	0.09
BUTLER	42,162	40,743	0.03	69,648	62,716	0.11
CAMBRIA	45,240	46,109	-0.02	32,883	27,422	0.20
CAMERON	1,206	1,223	-0.01	1,655	1,572	0.05
CARBON	18,266	18,332	0.00	17,708	15,180	0.17
CENTRE	51,159	43,828	0.17	47,663	41,624	0.15
CHESTER	136,893	122,995	0.11	155,439	144,687	0.07
CLARION	8,230	8,071	0.02	13,105	11,865	0.10
CLEARFIELD	20,579	21,170	-0.03	26,323	23,871	0.10
CLINTON	9,113	8,935	0.02	10,200	8,856	0.15
COLUMBIA	16,016	15,213	0.05	18,437	15,928	0.16
CRAWFORD	19,317	19,214	0.01	27,643	25,305	0.09
CUMBERLAND	55,751	50,925	0.09	85,591	78,431	0.09
DAUPHIN	82,006	80,333	0.02	74,332	71,288	0.04
DELAWARE	189,544	171,689	0.10	171,645	165,024	0.04
EK	8,956	9,712	-0.08	8,192	7,407	0.11
ERIE	97,574	94,404	0.03	67,482	61,046	0.11
FAVETTE	44,605	49,461	-0.10	25,766	23,011	0.12
FOREST	1,270	1,327	-0.04	1,757	1,652	0.06
FRANKLIN	23,996	23,968	0.00	53,514	49,315	0.09
FULTON	2,455	2,616	-0.06	5,639	5,171	0.09
GREENE	12,433	12,833	-0.03	8,141	6,609	0.23
HUNTINGDON	9,193	9,041	0.02	17,488	16,172	0.08
INDIANA	20,487	19,926	0.03	24,183	21,120	0.15
JEFFERSON	9,508	9,749	-0.02	16,997	15,594	0.09
JUNIATA	3,963	4,013	-0.01	8,451	7,702	0.10
LACKAWANNA	87,039	90,306	-0.04	40,879	36,531	0.12
LANCASTER	108,058	98,797	0.09	174,323	161,842	0.08
LAWRENCE	27,382	27,497	0.00	23,409	20,684	0.13
LEBANON	27,299	25,672	0.06	47,295	43,262	0.09

COMMONWEALTH OF PENNSYLVANIA
COMPARISON OF VOTER REGISTRATION TOTALS
JANUARY 2015 - DECEMBER 2016

COUNTY NAME	DEMOCRATIC			REPUBLICAN		
	DEM 2016	DEM 2015	% DIFF	REP 2016	REP 2015	% DIFF
LEHIGH	109,353	106,631	0.03	78,062	73,450	0.06
LUZERNE	107,591	106,804	0.01	74,274	62,793	0.18
LYCOMING	21,276	21,702	-0.02	37,295	34,460	0.08
MCKEAN	7,320	7,402	-0.01	14,208	13,665	0.04
MERCER	30,967	33,756	-0.08	30,783	29,843	0.03
MIFFLIN	7,580	7,452	0.02	15,545	14,129	0.10
MONROE	51,918	47,963	0.08	36,362	32,177	0.13
MONTGOMERY	272,561	249,840	0.09	216,082	202,681	0.07
MONTOUR	4,742	4,597	0.03	6,291	5,726	0.10
NORTHAMPTON	98,929	92,564	0.07	73,638	65,433	0.13
NORTHUMBERLAND	19,612	21,624	-0.09	26,119	24,756	0.06
PERRY	7,448	6,994	0.06	18,553	16,501	0.12
PHILADELPHIA	853,133	783,110	0.09	125,530	112,073	0.12
PIKE	13,993	12,772	0.10	17,877	15,790	0.13
POTTER	2,706	2,887	-0.06	6,933	6,521	0.06
SCHUYLKILL	32,323	33,951	-0.05	42,951	39,499	0.09
SNYDER	5,569	5,262	0.06	13,863	12,757	0.09
SOMERSET	17,569	18,287	-0.04	27,339	24,574	0.11
SULLIVAN	1,514	1,531	-0.01	2,405	2,243	0.07
SUSQUEHANNA	7,714	8,021	-0.04	14,705	13,803	0.07
TIOGA	7,153	6,959	0.03	15,958	14,711	0.08
UNION	7,127	6,637	0.07	12,544	11,626	0.08
VENANGO	11,074	10,985	0.01	17,504	15,988	0.09
WARREN	10,454	10,658	-0.02	15,135	14,001	0.08
WASHINGTON	68,023	67,116	0.01	55,415	47,769	0.16
WAYNE	9,619	9,850	-0.02	17,635	16,430	0.07
WESTMORELAND	113,316	117,727	-0.04	104,155	94,362	0.10
WYOMING	5,335	5,458	-0.02	9,620	8,851	0.09
YORK	102,444	96,553	0.06	147,449	132,081	0.12
PENNSYLVANIA	4,172,819	3,976,973	0.05	3,280,202	2,996,117	0.09

Appendix C

Data for the various voter registration methods.

Total registration applications (both agency and non-agency sources) includes:

- New Registration applications
- Changes of address applications (out of county)
- Changes of name or party applications

New registration applications (both agency and non-agency sources) includes:

- only apps for new voters

COMMONWEALTH OF PENNSYLVANIA
TOTAL VOTER REGISTRATION APPLICATIONS BY NON-AGENCY SOURCES IN 2016

COUNTY NAME	In Person	PennDOT	Mail	Online Voter Registration	Recruitment Centers	VR Drives	PennDOT COA (Transfers)	Other (Transfers)
ADAMS	112	2,920	2,374	6,317	0	561	5,023	0
ALLEGHENY	765	25,505	26,392	96,931	1	66,995	65,601	2,753
ARMSTRONG	360	1,338	1,116	3,444	0	35	2,456	232
BEAVER	650	3,428	3,276	9,737	0	1,040	6,789	359
BEDFORD	480	849	1,093	2,426	0	10	2,499	12
BERKS	731	8,698	9,653	26,167	0	6,331	24,126	1,270
BLAIR	697	2,434	3,003	7,661	0	47	6,707	265
BRADFORD	361	1,121	1,010	2,909	0	67	2,778	156
BUCKS	533	15,154	15,368	45,948	0	2,846	27,255	1,472
BUTLER	157	4,143	3,291	12,339	0	1,699	8,262	2
CAMBRIA	524	2,274	3,019	7,442	1	1,022	6,790	246
CAMERON	49	62	55	167	0	4	253	5
CARBON	0	1,579	2,320	3,819	0	29	3,416	17
CENTRE	331	2,847	2,587	14,173	0	16,391	7,042	635
CHESTER	789	11,702	9,677	38,515	0	7,941	20,512	48
CLARION	271	611	467	1,802	0	723	1,548	23
CLEARFIELD	350	1,597	1,328	3,896	0	21	3,966	513
CLINTON	465	614	1,367	2,230	0	13	1,767	40
COLUMBIA	248	1,332	2,267	4,480	0	34	3,176	56
CRAWFORD	913	1,226	1,847	4,229	0	32	3,914	24
CUMBERLAND	923	5,840	5,395	17,841	2	2,319	15,085	530
DAUPHIN	432	6,359	6,989	20,059	0	4,241	17,760	60
DELAWARE	413	12,903	20,283	39,593	1	14,679	25,627	43
ELK	175	504	453	1,523	0	96	1,246	134
ERIE	1,300	5,047	4,481	16,596	0	4,406	13,763	65
FAYETTE	217	2,896	3,050	7,023	0	194	6,462	182
FOREST	51	96	78	149	0	1	250	3
FRANKLIN	669	3,796	1,936	8,687	0	631	7,301	284
FULTON	83	236	208	606	0	1	574	0
GREENE	502	822	738	1,555	0	38	1,671	178
HUNTINGDON	585	693	964	2,031	0	347	2,106	75
INDIANA	2,431	1,197	1,031	5,097	0	35	3,557	1
JEFFERSON	174	830	1,239	2,087	0	8	2,289	3
JUNIATA	250	404	324	1,061	0	54	1,099	87

COMMONWEALTH OF PENNSYLVANIA
TOTAL VOTER REGISTRATION APPLICATIONS BY NON-AGENCY SOURCES IN 2016

COUNTY NAME	In Person	PennDOT	Mail	Online Voter Registration	Recruitment Centers	VR Drives	PennDOT COA (Transfers)	Other (Transfers)
LACKAWANNA	818	3,775	3,373	12,644	0	3,576	11,301	290
LANCASTER	247	11,965	13,390	34,432	1	4,769	32,284	663
LAWRENCE	0	1,862	2,549	4,394	0	20	3,939	9
LEBANON	177	3,094	3,461	7,892	0	1,290	8,945	267
LEHIGH	674	9,067	8,359	24,669	0	5,086	18,111	267
LUZERNE	871	6,467	5,777	20,583	0	5,408	17,393	320
LYCOMING	668	2,275	1,862	6,701	0	962	6,412	326
MCKEAN	191	920	772	2,069	0	11	2,363	69
MERCER	520	2,276	2,483	5,173	0	1,098	5,316	706
MIFFLIN	576	697	787	2,055	0	58	1,948	44
MONROE	770	5,791	2,111	10,564	0	2,211	8,429	3
MONTGOMERY	682	18,858	19,938	62,156	0	9,403	37,870	1,323
MONTOUR	201	552	529	1,159	0	6	893	5
NORTHAMPTON	1,330	8,406	7,728	21,213	0	5,293	14,331	1,890
NORTHUMBERLAN	85	1,487	974	4,782	0	21	3,582	21
PERRY	289	850	1,011	2,606	0	29	2,398	1
PHILADELPHIA	748	31,982	36,158	104,950	1	192,104	85,852	57
PIKE	263	2,213	1,570	3,774	0	207	2,597	52
POTTER	134	357	214	634	0	4	926	187
SCHUYLKILL	697	2,631	2,163	7,511	0	591	6,844	215
SNYDER	219	595	575	1,907	0	230	1,737	42
SOMERSET	365	1,195	1,524	3,389	0	58	3,647	145
SULLIVAN	223	131	0	247	0	1	286	0
SUSQUEHANNA	0	984	1,195	2,054	0	11	1,727	67
TIOGA	514	780	687	2,021	0	11	1,912	67
UNION	1,314	731	780	2,371	1	58	1,571	23
VENANGO	515	850	683	2,506	0	54	2,129	26
WARREN	411	772	560	1,451	0	7	1,839	66
WASHINGTON	491	4,156	4,461	13,400	0	1,602	8,826	5
WAYNE	367	1,393	790	2,721	0	192	2,211	37
WESTMORELAND	457	7,202	6,972	22,857	0	3,203	15,410	748
WYOMING	249	487	450	1,673	0	280	1,437	135
YORK	793	10,122	6,727	29,849	0	6,018	20,869	971
PENNSYLVANIA	32,850	275,980	279,292	844,947	8	376,763	638,005	18,820

COMMONWEALTH OF PENNSYLVANIA
TOTAL VOTER REGISTRATION APPLICATIONS BY PUBLIC ASSISTANCE AGENCIES IN 2016
(for more information on agency voter registration applications see page 26)

COUNTY NAME	Agency A	Agency B	Agency C	Agency D	Agency 1	Agency 2	Agency 3	Agency 4	Agency 5	Agency Total
ADAMS	24	1	277	9	3	1	0	0	0	315
ALLEGHENY	172	79	6,466	51	25	78	53	110	0	7,034
ARMSTRONG	9	0	331	5	3	12	3	1	2	366
BEAVER	69	22	912	76	0	10	14	2	0	1,105
BEDFORD	6	0	97	1	0	0	0	0	0	104
BERKS	49	47	3,022	62	12	3	12	18	34	3,259
BLAIR	27	13	457	0	7	4	0	0	0	508
BRADFORD	14	2	209	0	4	9	0	2	2	242
BUCKS	25	15	1,645	43	9	2	28	0	12	1,779
BUTLER	1	3	299	5	0	0	1	0	0	309
CAMBRIA	9	4	353	1	4	0	0	1	0	372
CAMERON	9	0	46	0	0	0	0	0	0	55
CARBON	3	2	189	0	0	0	0	0	0	194
CENTRE	15	8	242	61	10	11	0	0	2	349
CHESTER	40	25	971	29	6	9	66	8	1	1,155
CLARION	15	1	190	9	2	0	0	0	0	217
CLEARFIELD	13	2	452	8	2	2	2	0	0	481
CLINTON	2	0	80	0	0	0	0	0	0	82
COLUMBIA	10	7	143	0	1	9	2	5	0	177
CRAWFORD	18	40	364	0	1	9	0	0	0	432
CUMBERLAND	16	15	516	10	5	1	15	2	0	580
DAUPHIN	71	23	1,023	1	6	2	0	0	0	1,126
DELAWARE	25	11	1,762	30	6	8	4	2	11	1,859
ELK	13	1	116	1	1	2	4	0	0	138
ERIE	82	49	1,624	29	4	12	10	0	0	1,810
FAYETTE	10	13	524	0	4	5	5	0	0	561
FOREST	0	2	18	0	0	0	0	1	0	21
FRANKLIN	64	15	465	5	3	26	1	0	0	579
FULTON	3	0	74	1	0	10	0	0	0	88
GREENE	5	3	135	0	1	0	0	0	0	144
HUNTINGDON	6	3	81	1	1	5	0	0	0	97
INDIANA	4	0	57	0	0	0	0	0	0	61

COMMONWEALTH OF PENNSYLVANIA
TOTAL VOTER REGISTRATION APPLICATIONS BY PUBLIC ASSISTANCE AGENCIES IN 2016

COUNTY NAME	Agency A	Agency B	Agency C	Agency D	Agency 1	Agency 2	Agency 3	Agency 4	Agency 5	Agency Total
JEFFERSON	16	11	279	3	3	12	1	2	0	327
JUNIATA	8	1	106	4	0	1	0	0	0	120
LACKAWANNA	16	38	1,646	15	2	14	76	13	2	1,822
LANCASTER	181	27	2,255	38	13	20	2	22	2	2,560
LAWRENCE	1	2	111	1	1	2	0	0	0	118
LEBANON	8	2	402	0	0	1	0	0	0	413
LEHIGH	97	29	2,446	8	19	15	39	2	18	2,673
LUZERNE	28	27	1,909	7	2	9	13	0	1	1,996
LYCOMING	21	8	535	1	0	8	0	1	0	574
MCKEAN	0	0	227	0	0	0	0	0	0	227
MERCER	32	7	551	0	7	0	4	0	1	602
MIFFLIN	18	6	310	0	0	4	0	0	0	338
MONROE	25	8	457	0	5	0	0	0	0	495
MONTGOMERY	100	18	2,176	21	13	36	17	6	48	2,435
MONTOUR	7	6	71	0	0	3	0	0	0	87
NORTHAMPTON	5	1	1,354	1	3	2	0	3	6	1,375
NORTHUMBERLAND	5	3	252	4	16	3	0	0	0	283
PERRY	4	2	109	0	0	9	0	5	2	131
PHILADELPHIA	114	13	21,816	7	25	96	118	1	80	22,270
PIKE	4	1	127	0	0	0	0	0	0	132
POTTER	19	3	94	0	0	2	0	0	0	118
SCHUYLKILL	10	12	850	1	1	6	13	0	0	893
SNYDER	2	4	119	19	1	0	0	0	0	145
SOMERSET	3	6	372	1	7	7	0	0	0	396
SULLIVAN	3	0	11	0	0	0	0	0	0	14
SUSQUEHANNA	0	0	12	0	0	0	0	0	0	12
TIOGA	4	3	159	0	0	0	0	0	0	166
UNION	4	2	141	12	1	3	0	0	0	163
VENANGO	3	5	261	0	3	10	2	0	3	287
WARREN	6	10	141	0	2	1	1	0	0	161
WASHINGTON	0	0	385	0	0	0	0	0	0	385
WAYNE	12	1	232	0	2	19	0	0	1	267
WESTMORELAND	81	111	1,769	19	14	42	17	1	2	2,056
WYOMING	24	2	141	0	0	1	0	0	0	168
YORK	42	14	1,884	68	7	16	0	3	0	2,034
PENNSYLVANIA	1,732	789	66,850	668	267	572	523	211	230	71,842

COMMONWEALTH OF PENNSYLVANIA
NEW REGISTRATION APPLICATIONS BY NON-AGENCY SOURCES IN 2016

COUNTY NAME	In Person	PennDOT	Mail	Online Voter Registration	Recruitment Centers	VR Drives	PennDOT COA (Transfers)	Other (Transfers)
ADAMS	63	1,582	1,219	3,461	0	359	0	0
ALLEGHENY	245	10,293	9,129	38,099	0	15,844	48	267
ARMSTRONG	118	405	494	1,816	0	2	10	8
BEAVER	185	1,075	1,204	4,103	0	446	3	12
BEDFORD	162	374	494	1,207	0	0	1	3
BERKS	256	2,797	3,434	10,657	0	2,352	0	125
BLAIR	302	931	1,207	3,905	0	2	10	17
BRADFORD	131	555	490	1,501	0	31	2	6
BUCKS	202	5,734	6,582	19,701	0	1,584	1	26
BUTLER	107	1,737	1,861	6,223	0	777	2	2
CAMBRIA	151	976	1,117	3,448	0	564	19	4
CAMERON	20	28	22	97	0	1	0	0
CARBON	0	573	1,042	1,707	0	5	0	1
CENTRE	105	1,205	1,079	5,078	0	7,502	5	6
CHESTER	248	4,387	3,647	16,769	0	3,706	5	7
CLARION	101	233	225	899	0	341	1	11
CLEARFIELD	111	520	446	1,857	0	1	9	251
CLINTON	185	220	542	1,061	0	4	1	1
COLUMBIA	108	569	1,362	2,288	0	9	3	7
CRAWFORD	345	505	796	1,901	0	11	0	8
CUMBERLAND	345	2,336	2,043	7,630	1	1,202	0	77
DAUPHIN	119	2,705	2,813	8,196	0	1,941	1	6
DELAWARE	166	5,682	9,535	17,526	0	4,997	8	23
ELK	62	204	195	876	0	64	0	1
ERIE	418	1,843	1,677	6,809	0	2,090	1	6
FAYETTE	72	806	1,177	3,196	0	69	3	10
FOREST	15	39	21	65	0	0	0	1
FRANKLIN	232	1,971	935	5,020	3	325	0	0
FULTON	27	165	100	357	0	0	0	0
GREENE	151	339	338	890	3	17	0	12
HUNTINGDON	267	314	435	1,115	0	194	0	4
INDIANA	1,150	636	680	2,818	0	9	2	0
JEFFERSON	47	289	492	1,171	0	1	15	1
JUNIATA	87	138	168	558	0	30	0	0

COMMONWEALTH OF PENNSYLVANIA
NEW REGISTRATION APPLICATIONS BY NON-AGENCY SOURCES IN 2016

COUNTY NAME	In Person	PennDOT	Mail	Online Voter Registration	Recruitment Centers	VR Drives	PennDOT COA (Transfers)	Other (Transfers)
LACKAWANNA	197	1,567	1,160	4,593	0	1,886	1	2
LANCASTER	83	4,977	4,947	15,891	1	2,063	1	29
LAWRENCE	0	727	1,289	2,352	0	4	2	0
LEBANON	47	1,241	1,391	4,022	0	726	2	22
LEHIGH	216	3,406	2,767	9,862	0	1,922	3	17
LUZERNE	275	2,979	2,350	8,976	0	2,877	3	202
LYCOMING	229	758	677	3,049	0	485	1	16
MCKEAN	74	387	408	1,141	0	0	0	4
MERCER	161	698	904	2,208	0	641	2	16
MIFFLIN	269	212	313	1,041	0	26	4	1
MONROE	470	2,700	1,388	4,914	0	1,285	0	0
MONTGOMERY	215	6,702	7,609	24,312	0	3,529	3	145
MONTOUR	73	259	232	546	0	1	0	0
NORTHAMPTON	584	3,522	3,206	8,890	0	2,833	0	10
NORTHUMBERLAND	53	528	728	2,568	0	3	4	14
PERRY	109	261	404	1,219	0	9	0	0
PHILADELPHIA	344	15,144	17,388	40,247	1	36,699	13	46
PIKE	117	1,395	823	1,767	0	114	1	4
POTTER	39	133	107	332	0	0	0	87
SCHUYLKILL	229	786	0	3,593	0	1	1	8
SNYDER	109	246	268	989	0	145	0	12
SOMERSET	124	462	667	1,730	0	21	2	2
SULLIVAN	72	55	0	126	0	0	0	0
SUSQUEHANNA	0	425	542	1,166	0	3	0	21
TIOGA	203	396	269	1,128	0	3	1	0
UNION	801	312	438	1,192	0	4	0	1
VENANGO	194	275	278	1,192	0	22	1	4
WARREN	213	357	277	720	0	2	0	0
WASHINGTON	181	1,967	1,928	7,132	0	730	1	1
WAYNE	151	792	361	1,306	0	96	1	2
WESTMORELAND	118	2,251	2,475	10,368	0	1,470	16	22
WYOMING	95	195	231	862	0	178	0	2
YORK	312	4,399	2,860	13,416	0	2,992	3	103
PENNSYLVANIA	12,660	112,680	115,686	364,855	9	105,250	216	1,696

COMMONWEALTH OF PENNSYLVANIA
 NEW VOTER REGISTRATION APPLICATIONS BY PUBLIC ASSISTANCE AGENCIES IN 2016
 (for more information on agency voter registration applications, see page 30)

COUNTY NAME	Agency A	Agency B	Agency C	Agency D	Agency 1	Agency 2	Agency 3	Agency 4	Agency 5	Agency Total
ADAMS	13	1	125	6	2	0	0	0	0	147
ALLEGHENY	51	38	1,400	13	6	20	17	95	0	1,640
ARMSTRONG	4	0	98	0	2	4	2	1	0	111
BEAVER	26	11	294	12	0	7	6	1	0	357
BEDFORD	4	0	38	0	0	0	0	0	0	42
BERKS	23	20	708	14	7	1	5	16	11	805
BLAIR	15	9	212	0	4	2	0	0	0	242
BRADFORD	12	1	97	0	2	3	0	2	0	117
BUCKS	11	8	613	13	4	2	8	0	5	664
BUTLER	0	3	170	2	0	0	0	0	0	175
CAMBRIA	3	4	129	1	2	0	0	1	0	140
CAMERON	5	0	16	0	0	0	0	0	0	21
CARBON	2	1	65	0	0	0	0	0	0	68
CENTRE	9	4	64	7	7	4	0	0	1	96
CHESTER	16	17	309	13	2	1	16	8	0	382
CLARION	10	1	70	5	0	0	0	0	0	86
CLEARFIELD	9	0	116	1	1	1	0	0	0	128
CLINTON	0	0	20	0	0	0	0	0	0	20
COLUMBIA	6	6	115	0	1	8	1	5	0	142
CRAWFORD	10	14	133	0	0	6	0	0	0	163
CUMBERLAND	11	7	183	3	3	1	6	2	0	216
DAUPHIN	36	13	327	1	3	0	0	0	0	380
DELAWARE	18	4	608	4	4	3	2	1	8	652
ELK	5	1	45	0	1	0	3	0	0	55
ERIE	41	18	441	8	2	4	4	0	0	518
FAYETTE	6	8	189	0	3	2	2	0	0	210
FOREST	0	1	9	0	0	0	0	1	0	11
FRANKLIN	37	8	207	3	2	17	0	0	0	274
FULTON	2	0	38	1	0	4	0	0	0	45
GREENE	4	2	70	0	1	0	0	0	0	77
HUNTINGDON	3	1	40	0	1	2	0	0	0	47
INDIANA	4	0	35	0	0	0	0	0	0	39
JEFFERSON	9	5	103	0	2	6	1	1	0	127
JUNIATA	3	0	41	2	0	1	0	0	0	47
LACKAWANNA	7	16	520	3	0	4	14	12	1	577

COMMONWEALTH OF PENNSYLVANIA
NEW VOTER REGISTRATION APPLICATIONS BY PUBLIC ASSISTANCE AGENCIES IN 2016

COUNTY NAME	Agency A	Agency B	Agency C	Agency D	Agency 1	Agency 2	Agency 3	Agency 4	Agency 5	Agency Total
LANCASTER	98	15	710	24	1	10	1	20	1	880
LAWRENCE	0	1	61	1	1	1	0	0	0	65
LEBANON	5	2	208	0	0	1	0	0	0	216
LEHIGH	38	18	518	3	8	5	15	1	6	612
LUZERNE	15	24	696	5	0	3	1	0	0	744
LYCOMING	12	6	181	1	0	3	0	1	0	204
MCKEAN	0	0	99	0	0	0	0	0	0	99
MERCER	23	4	172	0	6	0	0	0	1	206
MIFFLIN	4	5	133	0	0	3	0	0	0	145
MONROE	12	5	311	0	3	0	0	0	0	331
MONTGOMERY	42	7	602	4	3	13	5	6	18	700
MONTOUR	1	5	32	0	0	3	0	0	0	41
NORTHAMPTON	5	0	423	0	2	1	0	3	2	436
NORTHUMBERLAND	3	3	170	4	12	2	0	0	0	194
PERRY	3	2	32	0	0	7	0	5	2	51
PHILADELPHIA	49	1	4,138	1	6	25	35	1	27	4,283
PIKE	2	1	57	0	0	0	0	0	0	60
POTTER	10	2	44	0	0	0	0	0	0	56
SCHUYLKILL	3	11	1	0	0	0	4	0	0	19
SNYDER	1	2	51	9	1	0	0	0	0	64
SOMERSET	1	1	140	0	5	3	0	0	0	150
SULLIVAN	3	0	5	0	0	0	0	0	0	8
SUSQUEHANNA	0	0	3	0	0	0	0	0	0	3
TIOGA	2	2	66	0	0	0	0	0	0	70
UNION	1	1	55	7	0	1	0	0	0	65
VENANGO	1	1	100	0	1	1	0	0	2	106
WARREN	2	3	49	0	2	1	0	0	0	57
WASHINGTON	0	0	157	0	0	0	0	0	0	157
WAYNE	10	0	108	0	2	10	0	0	1	131
WESTMORELAND	32	58	579	8	8	16	1	0	2	704
WYOMING	12	2	49	0	0	1	0	0	0	64
YORK	25	8	692	32	4	4	0	3	0	768
PENNSYLVANIA	830	412	18,290	211	127	217	149	186	88	20,510

Appendix D

Summary of data relative to list maintenance activities in the counties.

List maintenance activities include:

- Mass Confirmation Mailings
- National Change of Address Program
- 5 Year Notice Mailings
- PennDOT Change of Address Reports
- Address Verification Notices
- Active and Inactive Voter Registrations Cancelled

(The “motor voter” litigation settlement agreement permits the counties to send five-year notices in accordance with Section 1901 (b)(3) of Act 3.)

COMMONWEALTH OF PENNSYLVANIA
 VOTER REGISTRATION
 LIST MAINTENANCE ACTIVITIES
 MANDATED VOTER REMOVAL PROGRAMS
 2016

Mass Confirmation Mailings

County Name	Notices Mailed	Return By Individual	Returned By Post Office	Marked InActive
ADAMS	0	0	0	0
ALLEGHENY	0	0	0	0
ARMSTRONG	0	0	0	0
BEAVER	0	0	0	0
BEDFORD	0	0	0	0
BERKS	0	0	0	0
BLAIR	0	0	0	0
BRADFORD	0	0	0	0
BUCKS	0	0	0	0
BUTLER	28	3	2	4
CAMBRIA	0	0	0	0
CAMERON	0	0	0	0
CARBON	0	0	0	0
CENTRE	0	0	0	0
CHESTER	1	0	0	0
CLARION	0	0	0	0
CLEARFIELD	0	0	0	0
CLINTON	0	0	0	0
COLUMBIA	0	0	0	0
CRAWFORD	0	0	0	0
CUMBERLAND	0	0	0	0
DAUPHIN	0	0	0	0
DELAWARE	0	0	0	0
ELK	0	0	0	0
ERIE	0	0	0	0
FAYETTE	0	0	0	0
FOREST	0	0	0	0
FRANKLIN	0	0	0	0
FULTON	0	0	0	0
GREENE	0	0	0	0
HUNTINGDON	0	0	0	0
INDIANA	0	0	0	0
JEFFERSON	0	0	0	0

National Change of Address Program

Notices Mailed	Returned By Individual	Returned By Post Office	Marked InActive	Cancelled Out Of County	Cancelled Out Of State
1,235	22	53	49	34	118
19,632	412	611	689	361	2,436
673	6	59	54	19	33
2,381	62	63	87	78	356
510	0	17	16	17	31
5,607	289	160	230	102	307
1,412	24	63	65	28	143
800	18	29	32	3	108
8,605	239	193	340	235	1,625
2,590	226	60	66	107	445
1,466	11	88	84	22	102
61	3	2	2	2	8
886	13	18	18	20	63
1,922	34	10	29	35	258
7,645	131	147	143	165	1,042
412	92	19	17	7	50
919	3	812	696	0	2
379	9	10	10	9	33
694	45	42	246	16	31
1,033	31	56	81	30	107
3,266	45	245	229	60	385
4,409	243	65	120	107	273
7,992	890	162	138	157	631
337	3	22	23	11	26
4,018	76	102	106	54	337
1,617	11	0	9	0	1
87	0	1	1	8	11
1,988	32	20	20	37	310
154	35	2	0	8	22
426	13	33	33	21	50
433	55	11	9	4	13
1	0	0	0	0	0
763	11	67	77	17	35

COMMONWEALTH OF PENNSYLVANIA
 VOTER REGISTRATION
 LIST MAINTENANCE ACTIVITIES
 MANDATED VOTER REMOVAL PROGRAMS
 2016

Mass Confirmation Mailings

County Name	Notices Mailed	Return By Individual	Returned By Post Office	Marked Inactive
JUNIATA	0	0	0	0
LACKAWANNA	0	0	0	0
LANCASTER	0	0	0	0
LAWRENCE	0	0	0	0
LEBANON	0	0	0	0
LEHIGH	0	0	0	0
LUZERNE	0	0	0	0
LYCOMING	0	0	0	0
MCKEAN	0	0	0	0
MERCER	0	0	0	0
MIFFLIN	0	0	0	0
MONROE	0	0	0	0
MONTGOMERY	0	0	0	0
MONTOUR	0	0	0	0
NORTHAMPTON	0	0	0	0
NORTHUMBERLAND	0	0	0	0
PERRY	0	0	0	0
PHILADELPHIA	0	0	0	0
PIKE	0	0	0	0
POTTER	0	0	0	0
SCHUYLKILL	0	0	0	0
SNYDER	0	0	0	0
SOMERSET	0	0	0	0
SULLIVAN	0	0	0	0
SUSQUEHANNA	0	0	0	0
TOGA	0	0	0	0
UNION	0	0	0	0
VENANGO	0	0	0	0
WARREN	0	0	0	0
WASHINGTON	0	0	0	0
WAYNE	0	0	0	0
WESTMORELAND	0	0	0	0
WYOMING	0	0	0	0
YORK	0	0	0	0
PENNSYLVANIA	29	3	2	4

National Change of Address Program

Notices Mailed	Returned By Individual	Returned By Post Office	Marked Inactive	Cancelled Out Of County	Cancelled Out Of State
242	1	7	5	3	8
2,673	59	95	93	26	136
6,980	175	325	324	118	508
1,065	25	25	28	36	89
1,647	95	54	58	66	201
4,348	192	518	468	74	391
1	0	0	0	0	0
1,511	27	15	20	43	152
532	10	8	6	5	65
1,652	7	1,460	1,299	2	11
562	17	16	16	3	21
2,281	193	98	105	40	287
731	214	658	641	439	1,700
385	34	5	4	68	59
4,364	43	147	50	46	308
961	15	36	38	21	53
449	78	10	9	19	38
23,821	257	1	20	346	1,487
811	31	66	62	9	102
230	12	15	16	10	41
1,664	126	27	25	62	187
356	0	5	7	12	39
869	18	14	3	14	78
66	4	1	2	6	8
464	21	4	1	19	90
612	16	5	7	11	69
488	14	7	11	25	78
584	4	550	487	0	2
580	11	7	3	7	54
2,692	2	43	48	10	22
644	25	2	245	32	152
4,725	167	97	78	223	591
289	24	2	2	32	68
5,955	429	631	606	83	309
159,587	5,430	8,196	8,506	3,684	16,796

COMMONWEALTH OF PENNSYLVANIA
 VOTER REGISTRATION LIST MAINTENANCE ACTIVITIES
 FIVE YEAR NOTICE, PENNDOT CHANGE OF ADDRESS REPORTS, AND ADDRESS VERIFICATION NOTICES
 2016

COUNTY NAME	Five Year Notice Mailings						Penndot Changes of Address			Address Verification Notices		Total Files Marked Inactive
	Notices Mailed	Recipients Who Voted	Recipients who Responded (No Move)	Recipients who Responded (Moved within County)	Re-Registered within County	Cancelled- Re-Registered	Moved within County	Moved Out of County	Total	Notices Mailed	Responses	
ADAMS	1,682	293	289	10	13	1	2,263	929	3,192	368	0	2,934
ALLEGHENY	23,431	4,543	3,643	197	292	3	41,693	5,842	47,535	13,876	2,955	86,674
ARMSTRONG	1,068	253	235	10	7	0	1,038	539	1,577	147	2	2,035
BEAVER	2,211	518	592	19	44	9	2,928	1,139	4,067	1,669	619	3,667
BEDFORD	0	0	0	0	0	0	1,341	177	1,518	0	0	3,025
BERKS	4,852	1,048	811	27	36	0	11,580	2,929	14,509	4,096	65	11,811
BLAIR	1,789	426	420	26	23	0	2,972	750	3,722	820	587	5,460
BRADFORD	1,201	236	303	17	17	0	1,599	264	1,863	633	207	1,633
BUCKS	10,364	2,783	2,382	112	306	1	12,604	5,166	17,770	1,433	596	29,215
BUTLER	2,146	592	631	17	42	1	4,180	1,632	5,812	1,593	1,629	9,951
CAMBRIA	1,776	393	365	13	15	0	2,541	896	3,437	226	107	6,597
CAMERON	81	10	9	0	1	0	113	51	164	6	2	362
CARBON	1,739	391	276	23	42	0	1,332	694	2,026	922	196	4,427
CENTRE	2,948	338	200	14	44	2	3,272	1,164	4,436	1,179	738	20,560
CHESTER	7,134	1,525	1,238	37	159	1	8,869	3,982	12,051	4,443	1,435	26,596
CLARION	462	99	113	1	11	0	595	310	905	252	61	1,975
CLEARFIELD	979	225	153	6	7	0	1,478	617	2,095	1,139	421	9,188
CLINTON	305	0	0	0	0	0	892	323	1,215	310	13	2,652
COLUMBIA	277	63	42	1	4	0	1,357	530	1,887	347	58	4,265
CRAMFORD	838	247	240	17	22	1	2,052	517	2,569	821	422	4,385
CUMBERLAND	1	1	0	0	0	0	7,360	2,791	10,151	487	160	8,140
DAUPHIN	4,302	753	483	15	32	1	8,759	2,782	11,541	2,144	1,026	7,293
DELAWARE	7,892	1,712	1,054	3	107	0	11,074	4,688	15,762	4,531	445	36,459
ELK	434	100	133	3	4	0	655	199	854	507	329	823
ERIE	14,651	2,380	1,795	71	146	4	9,121	865	9,986	815	474	23,191
FAYETTE	2,229	412	521	14	18	0	2,983	751	3,734	1,716	647	4,105
FOREST	138	17	21	2	2	0	85	66	151	1	0	233
FRANKLIN	891	273	244	11	19	0	3,333	764	4,097	106	56	2,306
FULTON	118	26	31	1	4	0	303	86	389	41	31	436
GREENE	585	128	142	4	10	0	653	235	888	111	57	1,839
HUNTINGDON	64	46	60	0	0	0	974	354	1,328	93	23	4,349
INDIANA	891	208	153	0	49	0	1,723	590	2,313	2	0	2,906
JEFFERSON	810	247	125	4	11	0	840	484	1,324	39	45	4,620

COMMONWEALTH OF PENNSYLVANIA
VOTER REGISTRATION LIST MAINTENANCE ACTIVITIES
FIVE YEAR NOTICE AND PENNDOT CHANGE OF ADDRESS
2016

COUNTY NAME	Notices Mailed	Recipients Who Voted	Five Year Notice Mailings			Cancelled-Registered
			Recipients who Responded (No Move)	Recipients who Responded (Moved within County)	Re-Registered within County	
JUNIATA	444	108	110	5	2	0
LACKAWANNA	3,227	782	526	40	36	0
LANCASTER	5,977	1,588	1,000	40	41	1
LAWRENCE	1,100	285	232	2	3	0
LEBANON	2,163	551	593	18	9	1
LEHIGH	5,404	1,349	888	30	6	2
LUZERNE	0	0	0	0	0	0
LYCOMING	1,454	404	389	24	28	0
MCKEAN	338	65	78	5	7	0
MERCER	1,607	334	397	7	24	2
MIFFLIN	0	0	0	0	0	0
MONROE	2,364	312	221	0	21	1
MONTGOMERY	9,815	2,602	2,158	86	276	0
MONTOUR	0	0	0	0	0	0
NORTHAMPTON	9,077	2,052	1,403	25	96	1
NORTHUMBERLAND	0	0	0	0	0	0
PERRY	2,258	446	162	0	2	0
PHILADELPHIA	0	0	0	0	0	0
PIKE	1,266	207	119	0	14	0
POTTER	226	50	57	4	6	0
SCHUYLKILL	2,039	594	650	25	39	0
SNYDER	434	133	142	5	0	0
SOMERSET	1,006	259	295	13	20	0
SULLIVAN	470	0	13	1	4	0
SUSQUEHANNA	530	154	117	6	13	0
TIOGA	638	134	115	13	6	0
UNION	551	107	105	1	10	0
VENANGO	552	122	128	5	11	2
WARREN	215	43	26	1	2	0
WASHINGTON	5,292	1,112	802	3	76	0
WAYNE	882	193	235	6	19	0
WESTMORELAND	0	0	0	0	0	0
WYOMING	255	53	0	0	0	0
YORK	4,034	835	788	0	0	0
PENNSYLVANIA	161,907	35,160	28,453	1,040	2,258	34

Penndot Changes of Address			Total
Moved within County	Moved Out of County		
350	191	541	
5,452	1,369	6,821	
16,524	3,257	19,781	
2,033	548	2,581	
3,513	1,125	4,638	
8,373	3,416	11,789	
10,133	1,700	11,833	
3,063	812	3,875	
919	206	1,125	
2,814	652	3,466	
887	236	1,123	
3,991	1,192	5,183	
17,224	8,249	25,194	
248	37	285	
9,802	2,935	9,416	
1,470	714	2,184	
780	548	1,328	
47,501	11,461	58,962	
1,104	444	1,548	
352	141	493	
3,070	1,064	4,134	
615	319	934	
1,679	502	2,181	
102	75	177	
727	284	1,011	
937	257	1,194	
712	321	1,033	
940	355	1,295	
1,045	176	1,221	
4,292	1,321	5,613	
681	422	1,103	
6,514	2,236	8,750	
527	234	761	
10,474	2,561	13,035	
321,410	92,466	409,476	

Address Verification Notices	
Notices Mailed	Responses
188	34
2,385	2
5,630	2,395
908	174
183	71
3,343	0
622	36
1,177	12
203	163
1,919	1,454
56	32
1,302	0
11,571	5,342
0	0
67	0
447	1
384	49
22,441	2,048
703	5
141	41
993	91
30	7
840	0
32	5
396	72
439	150
136	13
282	121
426	77
3,408	698
273	58
2,447	0
45	13
5,520	2,466
113,810	29,036

Total Files Marked Inactive
979
6,692
30,053
4,968
5,661
11,712
16,084
2,083
2,011
3,606
2,095
9,147
44,777
1,585
18,058
300
3,365
91,097
4,109
447
6,272
1,416
4,956
473
1,126
2,820
1,071
2,730
5,882
10,978
1,361
15,256
6
32,791
680,079

COMMONWEALTH OF PENNSYLVANIA
VOTER REGISTRATION LIST MAINTENANCE ACTIVITIES
CANCELLATION OF VOTER REGISTRATION
2016

ACTIVE VOTER REGISTRATIONS CANCELLED										INACTIVE VOTER REGISTRATIONS CANCELLED									
COUNTY NAME	VOTER'S REQUEST	VOTER'S DEATH	OTHER MOVE CONFIRM	VOTER REMOVAL PROGRAM	CANVASS	PENNDOT MOVE CONFIRM	TOTAL	VOTER'S REQUEST	VOTER'S DEATH	OTHER MOVE CONFIRM	VOTER REMOVAL PROGRAM	PENNDOT MOVE CONFIRM	RESPONSE TO MAILING	CANVASS	5 YEAR NOTICE	TOTAL			
ADAMS	47	650	719	34	0	989	2,440	9	61	117	2,371	69	1	0	14	2,642			
ALLEGHENY	88	8,246	7,489	310	0	5,489	21,640	28	1,247	1,984	0	841	1,028	0	287	5,420			
ARMSTRONG	12	470	453	16	0	529	1,480	3	99	136	1,366	66	2	0	7	1,679			
BEAVER	23	1,318	963	79	0	1,095	3,482	4	215	245	4,652	154	132	0	38	5,440			
BEDFORD	3	398	344	16	0	182	943	0	44	54	0	15	1	0	0	114			
BERKS	10	2,317	2,928	97	0	2,708	8,072	3	403	894	12,219	496	9	0	36	14,062			
BLAIR	15	944	802	33	0	723	2,518	11	146	201	1	95	7	0	20	481			
BRADFORD	8	375	288	12	0	243	931	2	55	54	0	39	30	0	18	199			
BUCKS	111	4,145	5,508	214	0	4,693	14,678	40	500	752	0	413	59	0	282	2,046			
BUTLER	13	1,150	1,805	89	0	1,561	4,643	2	169	595	0	214	18	0	41	1,041			
CAMBRIA	7	906	943	24	0	875	2,757	2	172	219	0	111	8	0	14	526			
CAMERON	1	38	35	4	0	55	133	0	10	18	0	6	0	0	1	35			
CARBON	3	409	487	20	0	630	1,559	2	85	152	0	119	4	0	41	405			
CENTRE	36	639	4,390	36	0	1,056	6,165	10	130	1,707	0	228	7	0	43	2,125			
CHESTER	68	1,887	5,411	147	0	3,758	11,307	12	267	1,106	1	552	341	0	157	2,439			
CLARION	6	252	382	29	0	293	963	1	43	174	5	36	5	0	10	274			
CLEARFIELD	9	588	410	0	0	593	1,601	2	187	194	53	108	69	0	10	623			
CLINTON	1	203	415	9	0	313	942	0	53	284	0	56	3	0	3	401			
COLUMBIA	4	360	1,136	16	0	514	2,057	0	68	333	29	80	6	0	3	534			
CRAWFORD	12	537	591	107	0	496	1,769	4	99	109	192	60	17	0	21	502			
CUMBERLAND	18	1,390	2,607	65	0	2,991	7,073	3	119	340	1	154	3	0	0	621			
DAUPHIN	10	1,670	2,790	114	0	2,977	7,568	3	176	397	8,831	154	7	16	28	9,614			
DELAWARE	59	3,551	5,911	183	0	4,619	14,333	16	534	1,246	0	526	122	0	109	2,553			
ELK	7	212	214	11	0	167	612	4	55	60	0	42	24	0	3	188			
ERIE	15	1,713	1,631	54	0	934	4,352	15	217	238	0	62	10	0	145	689			
FAVETTE	17	944	546	15	0	698	2,221	3	213	240	6,776	159	64	0	30	7,485			
FOREST	1	52	43	7	0	69	172	0	10	7	0	8	1	0	2	28			
FRANKLIN	15	896	547	36	0	754	2,249	1	132	128	3,037	74	13	0	20	3,405			
FULTON	2	83	52	9	0	85	232	0	18	19	2	5	21	0	4	69			
GRENE	9	258	149	21	0	227	664	1	34	54	0	33	10	0	9	141			
HUNTINGDON	1	337	383	2	0	391	1,158	6	54	73	0	21	2	0	0	174			
INDIANA	9	549	2,194	3	0	595	3,377	2	52	112	32	28	1	0	50	279			
JEFFERSON	5	341	327	16	0	519	1,209	3	116	121	0	57	14	0	11	322			

COMMONWEALTH OF PENNSYLVANIA
VOTER REGISTRATION LIST MAINTENANCE ACTIVITIES
CANCELLATION OF VOTER REGISTRATION
2016

ACTIVE VOTER REGISTRATIONS CANCELLED										INACTIVE VOTER REGISTRATIONS CANCELLED									
COUNTY NAME	VOTERS REQUEST	VOTERS DEATH	OTHER MOVE CONFIRM	VOTER REMOVAL PROGRAM	CANVASS	PENNDOT MOVE CONFIRM	TOTAL	VOTERS REQUEST	VOTERS DEATH	OTHER MOVE CONFIRM	VOTER REMOVAL PROGRAM	PENNDOT MOVE CONFIRM	RESPONSE TO MAILING	CANVASS	5 YEAR NOTICE	TOTAL			
JUNIATA	1	157	127	4	0	191	483	2	25	45	0	36	4	0	2	114			
LACKAWANNA	14	1,709	1,401	25	0	1,278	4,428	2	280	370	6,910	226	2	0	36	7,828			
LANCASTER	69	2,909	2,965	121	0	3,078	9,157	9	515	922	0	523	239	0	40	2,249			
LAWRENCE	9	708	448	33	0	523	1,734	8	148	144	0	74	27	0	3	405			
LEBANON	13	902	902	68	0	1,135	3,026	10	122	199	13	110	1	0	7	463			
LEHIGH	8	1,484	2,990	67	6	3,330	7,915	10	308	744	11,779	446	10	8	5	13,312			
LUZERNE	13	2,479	1,859	2	8	1,599	5,969	2	352	344	5	162	3	21	2	893			
LYCOMING	17	727	726	35	0	769	2,276	5	114	158	2,554	106	17	0	25	2,979			
MCKEAN	5	293	246	7	0	213	768	2	53	52	0	22	88	0	6	224			
MERCER	10	745	573	4	1	578	1,914	1	180	232	6,705	131	17	0	29	7,295			
MIFFLIN	4	260	242	4	0	247	757	0	47	54	0	37	2	0	0	140			
MONROE	6	719	1,329	68	0	1,177	3,302	0	52	180	1,000	103	2	0	21	1,359			
MONTGOMERY	142	4,326	8,198	364	0	7,439	20,507	45	706	1,956	0	1,199	710	0	268	4,893			
MONTOUR	0	137	427	70	0	50	686	0	13	111	0	6	2	0	0	132			
NORTHAMPTON	8	1,673	2,802	27	0	3,173	7,695	9	379	539	2	382	24	0	94	1,430			
NORTHUMBERLAND	15	640	727	24	0	739	2,157	7	122	151	4,282	132	0	0	0	4,694			
PERRY	3	252	361	18	0	536	1,174	2	47	100	0	75	19	0	2	247			
PHILADELPHIA	475	8,461	11,615	622	0	12,088	33,525	39	720	2,038	0	911	729	0	3	4,466			
PIKE	1	299	447	13	0	427	1,187	0	16	72	0	43	14	0	18	163			
POTTER	3	134	106	9	0	136	389	0	21	19	307	15	29	0	7	399			
SCHUYLKILL	15	1,230	738	55	0	984	3,024	2	217	200	0	141	11	0	39	610			
SNYDER	2	166	329	12	0	316	826	1	28	74	0	36	1	0	0	140			
SOMERSET	7	533	353	1	0	425	1,320	2	138	122	0	109	14	0	20	412			
SULLIVAN	0	56	65	5	0	86	212	0	2	4	18	1	5	0	4	34			
SUSQUEHANNA	4	335	236	43	0	283	904	1	58	67	799	31	6	0	15	977			
TIOGA	1	274	257	13	0	236	781	1	47	76	0	42	19	0	7	192			
UNION	23	213	399	23	0	306	964	3	31	79	1,068	46	4	0	9	1,240			
VENANGO	6	298	252	1	0	357	914	0	54	97	4	58	89	0	12	314			
WARREN	1	285	191	7	0	165	649	2	76	98	0	35	3	0	2	216			
WASHINGTON	15	1,290	1,444	33	0	1,428	4,211	7	177	312	1	113	702	0	76	1,388			
WAYNE	8	381	372	24	0	393	1,181	0	48	81	1,359	64	40	0	19	1,612			
WESTMORELAND	26	2,774	2,404	191	5	2,453	7,862	2	508	588	0	368	35	0	1	1,504			
WYOMING	3	200	223	32	0	270	730	0	0	0	0	0	0	0	0	0			
YORK	33	2,110	2,289	82	0	2,336	6,850	8	412	692	0	389	5	0	0	1,506			
PENNSYLVANIA	1,605	76,987	100,936	3,935	20	90,565	274,777	314	11,799	23,283	76,374	11,253	4,912	45	2,229	130,386			

Appendix E

A summary of data for “motor voter” applications by political party.

This information is provided directly by the contract vendor who processes the application for the Department and PennDOT. These statistics relate to the number of individuals who applied to register to vote at a photo license center. The total number of applications provided by the contracted vendor may differ from the counties’ total applications received from PennDOT for a variety of reasons, including not having been received by the counties until the next reporting period.

COMMONWEALTH OF PENNSYLVANIA
VOTER REGISTRATION APPLICATIONS BY POLITICAL PARTY
RECEIVED AT PENNDOT LICENSE CENTERS
2016

County Name	Democratic	Republican	Other	Total	County Name	Democratic	Republican	Other	Total
ADAMS	727	1,403	806	2,936	LACKAWANNA	1,580	1,370	842	3,792
ALLEGHENY	12,725	8,016	6,484	27,225	LANCASTER	3,856	4,900	3,210	11,966
ARMSTRONG	315	712	311	1,338	LAWRENCE	675	782	420	1,877
BEAVER	1,258	1,426	788	3,472	LEBANON	943	1,362	749	3,054
BEDFORD	168	502	147	817	LEHIGH	4,478	3,005	2,572	10,055
BERKS	4,261	3,349	2,468	10,078	LUZERNE	2,571	2,499	1,351	6,421
BLAIR	664	1,194	582	2,440	LYCOMING	643	1,111	532	2,286
BRADFORD	244	560	310	1,114	McKEAN	222	455	234	911
BUCKS	6,307	5,798	4,217	16,322	MERCER	776	1,000	527	2,303
BUTLER	1,003	2,138	1,002	4,143	MIFFLIN	184	419	164	767
CAMBRIA	639	1,172	513	2,324	MONROE	2,798	1,953	1,671	6,422
CAMERON	19	26	15	60	MONTGOMERY	8,295	5,952	4,747	18,994
CARBON	491	668	417	1,576	MONTOUR	166	222	151	539
CENTRE	1,062	1,105	740	2,907	NORTHAMPTON	3,283	2,833	2,303	8,419
CHESTER	4,643	4,678	3,505	12,826	NORTHUMBERLAND	455	752	395	1,602
CLARION	136	320	151	607	PERRY	192	446	215	853
CLEARFIELD	409	828	327	1,564	PHILADELPHIA	22,775	4,760	6,786	34,321
CLINTON	182	313	126	621	PIKE	676	850	688	2,214
COLUMBIA	412	609	327	1,348	POTTER	80	203	87	370
CRAWFORD	328	683	358	1,369	SCHUYLKILL	747	1,284	603	2,634
CUMBERLAND	1,765	2,506	1,508	5,779	SNYDER	134	305	131	570
DAUPHIN	3,227	2,392	1,808	7,427	SOMERSET	243	745	277	1,265
DELAWARE	6,155	4,066	2,845	13,066	SULLIVAN	35	66	31	132
ELK	111	280	114	505	SUSQUEHANNA	236	529	210	975
ERIE	2,428	2,088	1,379	5,895	TIOGA	156	417	213	786
FAYETTE	1,072	1,290	530	2,892	UNION	208	320	207	735
FOREST	20	52	25	97	VENANGO	289	545	218	1,052
FRANKLIN	895	1,937	973	3,805	WARREN	195	364	242	801
FULTON	37	160	44	241	WASHINGTON	1,405	2,096	985	4,486
GREENE	270	360	165	795	WAYNE	334	649	408	1,391
HUNTINGDON	166	381	150	697	WESTMORELAND	2,399	3,516	1,586	7,501
INDIANA	320	611	264	1,195	WYOMING	135	233	124	492
JEFFERSON	173	443	174	790	YORK	3,180	5,212	2,963	11,355
JUNIATA	95	219	79	393	PENNSYLVANIA	117,071	103,440	69,494	290,005

Appendix F

Summary of the Department's efforts to comply with the National Voter Registration Act of 1993.

The charts illustrate the voter registration activity at the agency level on a monthly basis. Included are the number of registration offers that were made and the number of offers that were declined.

COMMONWEALTH OF PENNSYLVANIA
SUMMARY OF VOTER REGISTRATIONS OFFERED FROM PREFERENCE FORM
DATA FROM NVRA AGENCIES
2016

	WIC	D.A.	County MH/ID	CAO	COOC	C&Y	HC	SSHE	Special Ed. Prg.	AAA	Para-Transit	Total
January	19,435	1,782	5,356	314,908	72	91	23	75	1	11,248	1,796	354,787
February	19,879	1,926	4,537	292,431	138	144	37	32	0	11,847	1,804	332,775
March	21,174	2,016	5,892	324,143	168	142	44	13	3	13,546	1,901	369,042
April	19,013	1,917	4,870	302,732	282	142	39	8	7	12,319	2,411	343,740
May	18,705	1,781	4,732	281,048	266	140	42	6	7	12,546	1,826	321,099
June	19,892	1,859	5,049	311,335	262	145	46	5	0	12,701	1,950	353,244
July	17,862	1,543	4,749	290,410	218	122	48	1	0	11,736	2,009	328,698
August	20,978	1,594	5,096	322,782	366	106	64	68	0	13,434	2,060	366,548
September	19,248	1,591	4,243	301,306	300	168	28	66	6	12,473	1,899	341,328
October	19,399	1,812	4,411	282,106	196	154	25	20	0	12,436	1,785	322,344
November	18,193	1,529	4,438	293,786	122	115	32	10	1	11,570	1,637	331,433
December	17,179	1,471	3,821	315,702	144	84	35	10	1	11,744	1,461	351,652
Total	230,957	20,821	57,194	3,632,689	2,534	1,553	463	314	26	147,600	22,539	4,116,690

WIC - Women, Infants and Children
D.A. - Disability Agencies
County MH/ID - County Mental Health and Intellectual Disabilities
CAO - County Assistance Offices
COOC - Clerk of Orphan's Court
C&Y - County Children and Youth Offices
HC - Health Care facilities
SSHE - State System of Higher Education
Special Ed. Program - Bureau of Special Education
AAA - Area Agencies on Aging

COMMONWEALTH OF PENNSYLVANIA
SUMMARY OF VOTER REGISTRATIONS DECLINED FROM PREFERENCE FORM
DATA FROM NVRA AGENCIES
2016

	WIC	D.A.	County MH/ID	CAO	COOC	C&Y	HC	SSHE	Special Ed. Prg.	AAA	Para-Transit	Total
January	18750	1587	4631	56463	59	69	18	68	1	8073	209	89,928
February	19080	1670	3997	53841	115	108	34	31	0	8620	192	87,688
March	20099	1774	5148	56355	147	118	40	12	0	9973	228	93,894
April	18149	1705	4279	51567	256	113	37	2	1	8930	301	85,340
May	17946	1601	4022	52254	223	110	37	3	3	8977	274	85,450
June	19182	1693	4426	55423	224	123	40	0	0	9179	299	90,589
July	17229	1421	3907	1449	335	87	48	0	0	9326	261	34,063
August	20124	1449	4484	61681	335	87	56	58	0	9647	263	98,184
September	9520	1461	3616	55692	268	140	25	60	2	9054	241	80,079
October	18862	1672	3864	53517	178	143	22	20	0	9052	225	87,555
November	17671	1435	3906	53571	111	101	29	10	0	8345	186	85,365
December	16731	1340	3510	52737	130	67	24	8	2	8364	187	83,100
Total	213,343	18,808	49,790	604,550	2,381	1,266	410	272	9	107,540	2,866	1,001,235

WIC - Women, Infants and Children
D.A. - Disability Agencies
County MH/ID - County Mental Health and Intellectual Disabilities
CAO - County Assistance Offices
COOC - Clerk of Orphan's Court
C&Y - County Children and Youth Offices
HC - Health Care facilities
SSHE - State System of Higher Education
Special Ed. Program - Bureau of Special Education
AAA - Area Agencies on Aging