




**Pennsylvania Department of State
Bureau of Charitable Organizations**

2010 Annual Report



COMMONWEALTH OF PENNSYLVANIA
DEPARTMENT OF STATE

302 North Office Building
Harrisburg, PA 17120

BASIL L. MERENDA
Secretary of the Commonwealth

Telephone: (717) 787-8727
Fax: (717) 787-1734
Website: www.dos.state.pa.us

September 30, 2010

Dear Fellow Pennsylvanians:

On behalf of the Department of State, I am pleased to present the 2010 Annual Report for the Bureau of Charitable Organizations. This report provides an overview of the Bureau, its accomplishments over the past year, as well as helpful information for consumers making charitable-giving decisions.

The Bureau's mission is to protect Pennsylvania residents by: (1) providing public disclosure of documents filed by charities and professional fundraisers, (2) providing consumer education, and (3) investigating and prosecuting complaints for reporting violations and fraudulent diversion of charitable funds.

The Bureau provides a wealth of useful information for consumers and for charities on the Department of State's [website](http://www.dos.state.pa.us). Consumers can use the site's searchable database of registered charities to confirm whether a particular charity is registered and to research whether a charity meets their expectations for good financial management. Additionally, consumers will find information about how to file a complaint, disciplinary histories and links to other educational resources.

Charities and fundraising professionals can use the website to learn about their registration and filing responsibilities, access registration materials, and get links to state laws and outside resources.

This and previous annual reports are available on the Bureau's website. If you have any questions about state laws governing charities, or wish to report a fraudulent or deceptive solicitation practice, please contact the Bureau of Charitable Organizations at 1-800-732-0999, or at www.dos.state.pa.us/char.

Thank you for your interest in the Pennsylvania Department of State and the Bureau of Charitable Organizations.

Sincerely,

A handwritten signature in cursive script that reads "Basil L. Merenda".

Basil L. Merenda
Secretary of the Commonwealth

Table of Contents

Introduction	page 1
Performance Highlights	page 3
Overview of the Bureau and its Divisions	page 4
Registration Information	page 7
Charitable Organizations	page 8
Professional Solicitors	page 9
Campaign Financial Reports	page 9
Professional Fundraising Counsels	page 9
Cease and Desist Orders	page 10
General Information and Questions	page 10
Statistical Data for Registered Charitable Organizations and Professional Solicitors	page 11
Growth Rate of Registered Charitable Organizations in Pennsylvania	page 12
Growth Rate of Registered Fundraising Counsels and Solicitors in Pennsylvania	page 13
Number of Registered Charitable Organizations In Pennsylvania by State	page 14
Number of Registered Professional Solicitors In Pennsylvania by State	page 15
Number of Registered Professional Fundraising Counsels in Pennsylvania by State	page 16
Largest and Smallest Charities Dominate Registration Pool	page 17
Average Amounts Paid to Professional Solicitors	page 18
Average Percentage of Total Contributions Received By Professional Solicitors	page 19
Average Percentage of Total Contributions Received by Charities from Professional Solicitors	page 20
Appendices: Campaign Financial Reports for Charitable Organizations That Used Professional Solicitors	
Appendix A: Sorted by Paid Solicitors	page A-1
Appendix B: Sorted by Charities	page B-1

Introduction

The Department of State’s Bureau of Charitable Organizations (Bureau) is responsible for the administration and enforcement of the Solicitation of Funds for Charitable Purposes Act, 10 P.S. § 162.1, *et seq.* (Act).

The Act requires all charitable organizations to register with the Bureau before they solicit contributions in Pennsylvania (unless they are specifically excluded from the Act or exempt from the Act’s registration requirements).

The Act also requires professional solicitors to register prior to soliciting on behalf of charitable organizations in Pennsylvania and it requires professional fundraising counsels to register before providing solicitation-related services in the Commonwealth.

Other provisions in the Act include prohibited conduct by persons soliciting for charitable contributions in Pennsylvania and penalties for violating the Act.

Consumer Protection

The intent of the General Assembly is that this Act shall not merely require proper registration of charitable organizations, professional fundraisers and professional solicitors, but shall protect the citizens of this Commonwealth by requiring:

- full public disclosure of the identity of persons who solicit contributions from the public;

- the purposes for which such contributions are solicited;
- the manner in which contributions are actually used;
- consumer education about charitable concerns;
- civil and criminal penalties for deception and/or dishonest statements and conduct in the solicitation;
- reporting of contributions for or in the name of charitable purposes; and
- publicizing matters relating to fraud, deception and misrepresentation perpetrated in the name of charity.

By the Numbers

This Annual Report, covering the period of Sept. 11, 2009, through Sept. 10, 2010, details:

- the number of charitable organizations, professional fundraising counsels, and professional solicitors registered in the Commonwealth;
- the number of organizations ordered to cease and desist solicitation in Pennsylvania; and
- the number of charitable organizations contracting with professional solicitors.

It also provides an overview of the Bureau and its activities. In addition, the report provides data on individual professional solicitors and the amount of compensation they received relative to the funds raised and administrative costs for each campaign. Finally, it contains helpful charts and statistical summaries.

Basic registration and financial information for all charitable organizations registered to solicit contributions in Pennsylvania can be obtained by visiting the Bureau's Web site at www.dos.state.pa.us/char, or by calling the Bureau's toll-free number, 1-800-732-0999, between 8:30 a.m. and 5 p.m. Monday through Friday.

If you are solicited by an organization not listed on the

website, you should contact the Bureau to determine whether the organization has since become registered, is exempt or excluded from the Act, or is engaged in unregistered solicitation in violation of Pennsylvania law.

More detailed information about an organization can be obtained by calling the Bureau, or by reviewing registration files in person.

Performance Highlights

Registration

Since the 2009 Annual Report to the General Assembly, the Bureau has:

- Processed more than 16,200 charitable registration documents for more than 11,200 charities.
 - This year, the total number of active registrants reached a record level of 11,250 charitable organizations. The Bureau anticipates that its increased outreach and education efforts will result in even higher numbers in 2011.
- Reviewed nearly 4,000 professional fundraiser documents filed by more than 422 professional solicitors and professional fundraising counsels.
 - Similarly, during this reporting period, the number registered professional fundraisers also reached a high of 431.
- Received registration information for more than 2,500 Institutions of Purely Public Charity.
- Processed checks totaling more than \$2.1 million.

Enforcement

The Bureau's enforcement actions since the last Annual Report resulted in

- 52 Consent Agreements and Adjudications,
- Ordering payment of fines in the total amount of \$197,500.
 - Since 1998, the Bureau's actions have resulted in 206 Consent Agreements and Adjudications, resulting in total fines of \$1,372,750.
- 67 Cease and Desist Orders. There are currently 292 Orders in effect.

Customer Service

Since the last Annual Report, the Bureau has:

- Fielded nearly 33,300 telephone inquiries and responded to almost 700 written requests for information.

Overview of the Bureau

The Bureau is widely regarded as an innovative and highly effective state charity regulator. Our mission is to protect our citizens from fraud through an emphasis on

- Accountability and disclosure, and
- Investigation and enforcement.

Three Divisions

The Bureau consists of three divisions:

- Registration and Compliance,
- Investigations, and
- Audits.

The Bureau's key objective is to provide donors with basic information that helps them in making wise charitable-giving decisions.

Transparent, Accountable

The Bureau also protects our citizens from fraud and abuse by ensuring that the fundraising activities of charitable organizations soliciting contributions in the Commonwealth are transparent and accountable.

The Bureau fulfills these duties by:

- Implementing and overseeing the registration requirements of the Act;
- Investigating allegations of misconduct by charitable organizations and professional fundraisers; and
- Enforcing violations through administrative actions that are initiated by the Bureau's prosecuting attorney.

Division of Registration and Compliance

The Bureau's Division of Registration and Compliance oversees the process by which charitable organizations register with the Commonwealth.

Registration

Since the 2009 Annual Report to the General Assembly, the Bureau has **processed more than 16,200 charitable registration documents for more than 11,200 charities**. During that period, the Bureau **processed checks totaling more than \$2.1 million**.

The Division of Registration and Compliance also monitors professional solicitors and professional fundraising counsels who contract with charitable organizations that solicit contributions. Solicitors and fundraising counsels are required to provide documentation relating to their activities on behalf of charitable organizations.

Since the 2009 Annual Report to the General Assembly, the Bureau **reviewed nearly 4,000 professional fundraiser documents filed by more than 422 professional solicitors and professional fundraising counsels**.

Institutions of purely public charity are those organizations that are receiving or claiming exemption from real property and/or sales tax and are not otherwise required to register pursuant to the Solicitation Act. **During this reporting period, the Bureau received registration information for more than 2,500 of these organizations.**

Outreach and Education

Equally important, the Division of Registration and Compliance engages in outreach and education. The Bureau recognizes that there are organizations that may not be aware of the requirements of the Act and/or may require assistance with the registration process. Through proactive outreach and education, this Division is available to assist charitable organizations come into compliance with the Act.

Finally, the Bureau is also the repository for registration information for Institutions of Purely Public Charity, pursuant to the Institutions of Purely Public Charity Act 10 P.S. § 371, *et seq.*

The Division processed more than 16,200 charitable registration documents for more than 11,200 charities.

Divisions of Investigations and Audits

The Bureau's Divisions of Investigations and Audits pursue those organizations that, despite the Bureau's best efforts, fail to come into compliance with the registration requirements of the Act, or that otherwise engage in fraud or other violations of the Act.

The Bureau's enforcement actions led to **52 Consent Agreements**

and Adjudications, ordering payment of fines in the **total amount of \$197,500**.

Since 1998, the year the Bureau entered into its first consent agreement, the Bureau's actions have resulted in 206 **Consent Agreements and Adjudications**, for a total of **\$1,372,750 in fines**.

Law Enforcement Partnerships

In order to share information, leverage resources and increase investigatory efficiency, the Divisions of Investigations and Audits work closely with federal, state and local law enforcement, i.e., local District Attorneys, State Attorneys General, Internal Revenue Service, Federal Bureau of Investigation, Federal Trade Commission, and the Department of Justice.

Bureau representatives are also

active members of the **National Association of State Charities Officials (NASCO)**, which is the national association for state offices charged with oversight of charitable organizations and professional fundraisers in the United States. Bureau representatives are active members of the board, various NASCO committees and regularly participate as presenters at NASCO's annual conference.

Since 1998, the Bureau's actions have resulted in 206 Consent Agreements and Adjudications, for a total of \$1,372,750 in fines.

Public Information, Customer Service and Proactive Outreach

The Bureau further fosters accountability by charitable organizations by acting as an informational resource for the general public. The Bureau's Web site provides a wealth of information, as well as an online database that enables consumers to research individual charities.

The Bureau strives to provide excellent customer service to our citizens by timely responding to the high volume of public inquiries about charitable organizations.

During this reporting period, the Bureau fielded **more than 33,300 telephone inquiries** and responded to almost **700 written requests for information**.

Through outreach, the Bureau seeks to increase compliance by educating the public and the nonprofit sector on the Act's requirements. Representatives from the Bureau make frequent appearances at workshops, seminars, expositions, and other forums at which they share their knowledge and expertise and publicize the work of the Bureau.

Registration Information

The number of organizations registered with the Bureau fluctuates throughout the year based upon the renewal dates of the individual organizations. Typically, the high point of the reporting year is reached during the month of May. This year, the total number of active registrants reached a **record level of 11,250**

charitable organizations. Similarly, during this reporting period, the number of **registered professional fundraisers reached a high of 431.** The Bureau anticipates that its increased outreach and education efforts will result in even higher numbers in 2011.

The total number of active registrants reached a record level of 11,250 charitable organizations.

Charitable Organizations

As of Sept. 10, 2010, there were **11,218 charitable organizations** registered. Charitable organizations that are soliciting charitable contributions in Pennsylvania and are not otherwise excluded or exempt under the Act must file with the Bureau: (1) annual registration statements, (2) IRS 990 federal informational returns, and (3) financial statements. Depending on the amount of their annual gross contributions, those financial statements may have to be compiled, reviewed or audited.¹ Charitable organizations registering for the first time must also file copies of, (1) their organizational charters, (2) bylaws and (3) IRS tax-exempt acknowledgement letters.

The Act defines "**solicitation**" as any direct or indirect request for a contribution, whether oral or written, where a representation is made that the contribution will be used for a charitable purpose. This includes any communications medium (electronic, Web sites, telephone, radio, television, ads, chances, magazines, tickets or other items of value).

A "**contribution**" is defined in the Act as any promise, grant, or pledge of money, property or other item in response to a solicitation. This includes the promise to pay for a performance, event, good or service.

While the Act generally requires organizations to register with the Bureau prior to soliciting charitable contributions, certain organizations are specifically and totally **excluded** from the Act. For example, bona fide religious institutions and law enforcement organizations that meet certain criteria are typically excluded from the Act's requirements.

Educational institutions, hospitals, veterans' organizations, volunteer firemen organizations, ambulance associations, rescue squad associations, public nonprofit library organizations, senior citizen centers, nursing homes and parent-teacher associations are typically **exempt** from the Act's registration requirements (provided they meet the applicable criteria set forth in the Act).

Charitable organizations that receive annual contributions of **\$25,000 or less** and do not compensate any person to conduct fundraising activities are **also exempt** from the Act's registration requirements. These organizations are still required to comply with all other provisions of the Act, including, but not limited to, keeping true and accurate records of their fiscal activities.

¹ Charitable organizations that receive annual contributions of \$300,000 must have an **audit** of their financial statements performed by an independent, certified or public accountant. Charitable organizations that receive annual contributions of at least \$100,000, but less than \$300,000, must have a **review** (but may submit an audit) of their financial statements performed by an independent, certified or public accountant. Charitable organizations that receive annual contributions of at least \$50,000, but less than \$100,000, must have a **compilation** (but may submit a review or audit) of their financial statements performed by an independent, certified or public accountant. A compilation, audit or review is **optional** for any charitable organization that receives annual contributions of less than \$50,000. A charitable organization that receives annual contributions of less than \$50,000 but more than \$25,000 must provide **internally prepared financial statements** (but may submit an audit, review, or compilation) to the Bureau as part of its annual registration process.

Professional Solicitors

As of Sept. 10, 2010, there were **98 professional solicitors** registered with the Bureau. Professional solicitors contract with charitable organizations to solicit direct monetary contributions and/or indirect contributions in the form of payment for goods, services, or admissions to fundraising events for charitable purposes. Basically, **solicitors raise funds** on behalf of charitable organizations and **are permitted to have temporary** (no

more than five days) **custody** of those funds.

Professional solicitors must file **annual registration statements** and copies of their **contracts** with charitable organizations. In addition, they are required to secure a **bond**, file a **solicitation notice** with each contract and, as set forth in the next section, submit **campaign financial reports**.

Campaign Financial Reports

Professional solicitors must file campaign financial reports for each solicitation campaign they conduct in Pennsylvania. These reports must be filed within 90 days of the campaign's completion or on the anniversary of any campaign lasting more than one year. The reports must list the total

contributions raised during the campaign, the campaign's total expenses, and the amount of the total contributions the charitable organization actually received. **This information is summarized in Appendices A and B of this report.**

Professional Fundraising Counsels

As of Sept. 10, 2009, there were **324 professional fundraising counsels** registered with the Bureau. Professional fundraising counsels are retained by charitable organizations to plan, manage, advise, consult or prepare solicitation materials. **Unlike** professional solicitors, professional fundraising counsels **do not solicit** contributions or have custody of contributions.

Professional fundraising counsels must file **annual registration statements** and copies of their **contracts** with charitable organizations no less than ten working days **prior** to conducting solicitation campaigns, events, or providing other services to charitable organizations.

Cease and Desist Orders

The Bureau has issued **67 Cease and Desist Orders** since the last Annual Report, and there are **292 Orders in effect**. Generally speaking, Cease and Desist Orders are only issued after organizations have been notified of the registration requirement and failed to cooperate

with the Bureau by becoming properly registered or by providing proof of exemption or exclusion from the requirements of registration. A list of all Cease and Desist Orders in effect is available on the Bureau's Web site.

General Information and Questions

Citizens who have any questions about the Solicitation of Funds for Charitable Purpose Act, or need information concerning solicitations by charitable organizations, solicitors, or fundraising counsels can

call the Bureau at 1-800-732-0999. Citizens can also write to the Bureau at 207 North Office Building, Harrisburg, PA 17120, or send an email to: ST-CHARITY@state.pa.us.

During this reporting period, the bureau has issued 67 Cease and Desist Orders, and there are 292 Orders in effect.

Statistical Data for Registered Charitable Organizations and Professional Solicitors

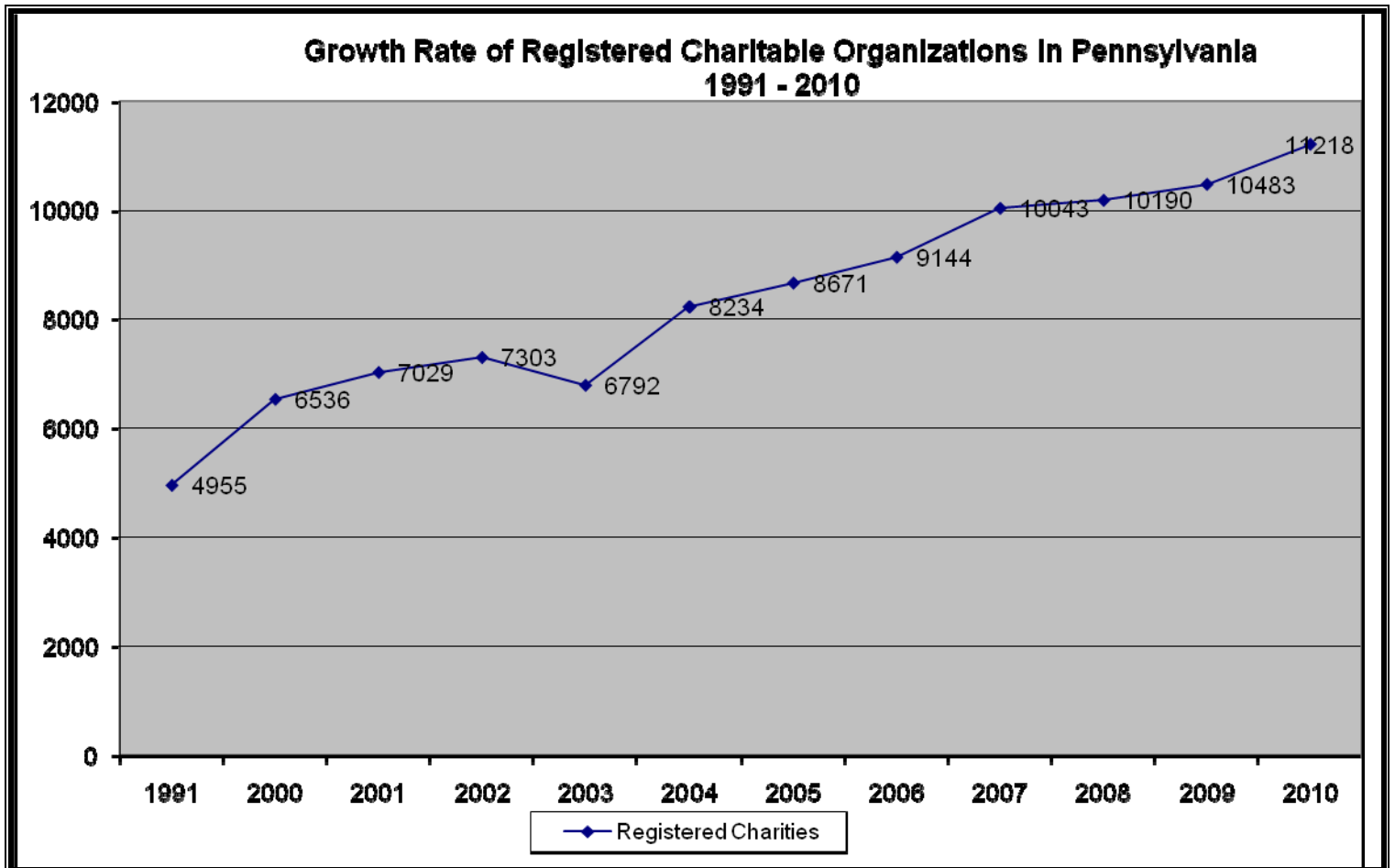
The 2010 Annual Report contains various statistical data for charitable organizations, professional fundraising counsels, and professional solicitors registered in Pennsylvania. It is based upon data submitted by the organizations to the Bureau.

The increase in the number of registered charitable organizations is due, in large part, to the Bureau's ongoing efforts to educate the charitable sector as to the importance of compliance with the registration requirements. As demonstrated by the data presented in the following pages, the rate of registrations for charitable organizations, professional fundraising counsels and professional solicitors continues to increase.

Growth Rate of Registered Charitable Organizations in Pennsylvania

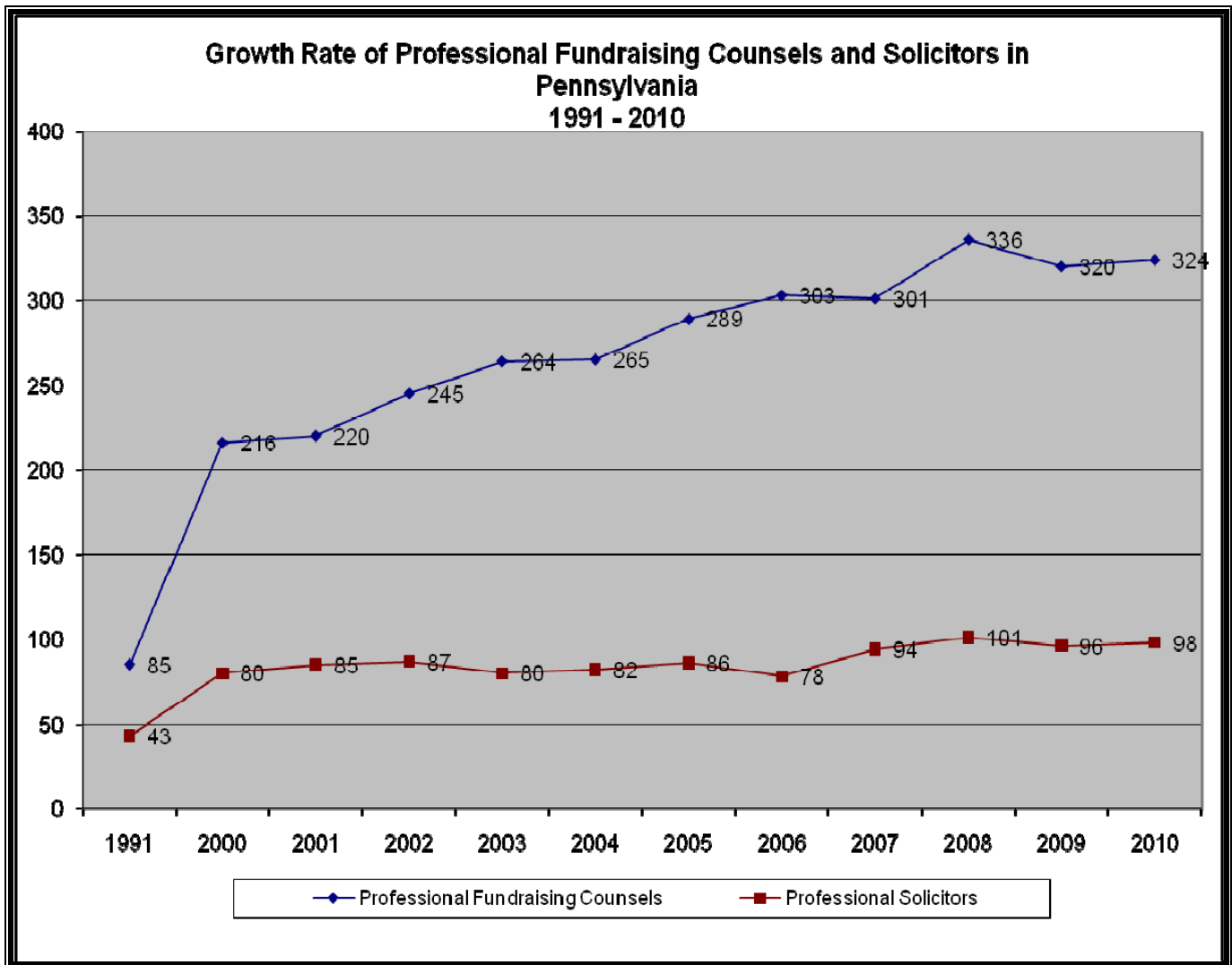
Since 1991 (the year the current version of the Act was enacted), the rate of registrations for charitable organizations has more than doubled, increasing from 4,955 to 11,218. Of notable importance, during this reporting period the number of registered charitable organizations reached a **record high of 11,250**. Based on these historical trends, charitable registrations are expected to continue to increase.

Given the rising trend in charitable registrations, the Department will need to review the necessary resources to accommodate future registrations. This may require technological advances, such as electronic filing of documents. Some states that have experienced increases in charitable registrations are in the early stages of implementing electronic filing, including New York, Michigan and California. Electronic filing has been mandatory in Colorado since 2002.



Growth Rate of Registered Fundraising Counsels and Solicitors in Pennsylvania

Since 1991, professional fundraising counsels' registrations have more than tripled, increasing from 85 to 324, while professional solicitors similarly increased from 43 to 98. During this reporting period the total combined number of registered professional fundraisers reached a **high of 431**.



During this reporting period the total combined number of registered professional fundraisers was 431.

Number of Registered Charitable Organizations in Pennsylvania by State

This year's report illustrates the numbers of charitable organizations based upon their state of origin. Notably, 8,425 (75 percent) of the 11,218 registered charitable organizations are located in Pennsylvania, representing the majority of the charitable organizations registered to solicit charitable contributions in Pennsylvania.

Number of Registered Charitable Organizations in Pennsylvania by State

Pennsylvania	8,425	Missouri	44	Iowa	7
District of Columbia	392	Delaware	35	Nebraska	9
New York	397	Connecticut	38	New Mexico	6
Virginia	269	Washington	30	Oklahoma	9
California	234	Tennessee	39	Arkansas	6
Maryland	148	Arizona	60	Vermont	5
New Jersey	161	Oregon	23	South Dakota	5
Florida	116	Kentucky	20	Rhode Island	7
Illinois	106	Indiana	16	Mississippi	9
Massachusetts	104	Wisconsin	19	Alabama	5
Texas	83	Louisiana	6	Wyoming	3
Colorado	72	Maine	10	New Hampshire	6
Georgia	50	South Carolina	9	Hawaii	1
North Carolina	56	Kansas	11	North Dakota	1
Michigan	46	West Virginia	8	Nevada	3
Ohio	51	Montana	7	Alaska	1
Minnesota	37	Utah	9	Idaho	2
				Non-U.S. Charities	2

8,425	PA-BASED REGISTERED CHARITABLE ORGANIZATIONS
<u>2,793</u>	ALL OTHER STATES
11,218	TOTAL REGISTERED CHARITABLE ORGANIZATIONS IN PA

Number of Registered Professional Solicitors in Pennsylvania by State

This year's annual report shows the numbers of registered solicitors based upon their state of origin. The single largest number of professional solicitors, 25 (25.5 percent) originates in Pennsylvania. The remaining 73 are from other states.

Number of Registered Professional Solicitors in Pennsylvania by State

Pennsylvania	25	Texas	3	Delaware	1
California	10	Georgia	0	Utah	1
Virginia	4	Iowa	2	Missouri	1
Massachusetts	5	Indiana	2		
New York	7	Nevada	2		
New Jersey	2	Oregon	3		
Michigan	3	Washington	2		
		New			
Wisconsin	3	Hampshire	1		
Florida	4	Montana	1		
Canada	4	Arkansas	1		
Ohio	3	Connecticut	1		
Minnesota	3	Maryland	1		
Arizona	2	Nebraska	1		

25	PA-REGISTERED PROFESSIONAL SOLICITORS
<u>73</u>	ALL OTHER STATES
98	TOTAL REGISTERED PROFESSIONAL SOLICITORS

Number of Professional Fundraising Counsels in Pennsylvania by State

The annual report shows the number of registered professional fundraising counsels based upon their state of origin. The single largest number, 143 (44 percent) of registered professional fundraising counsels originate in Pennsylvania. The remaining 181 are from other states, with one fundraising counsel from Canada.

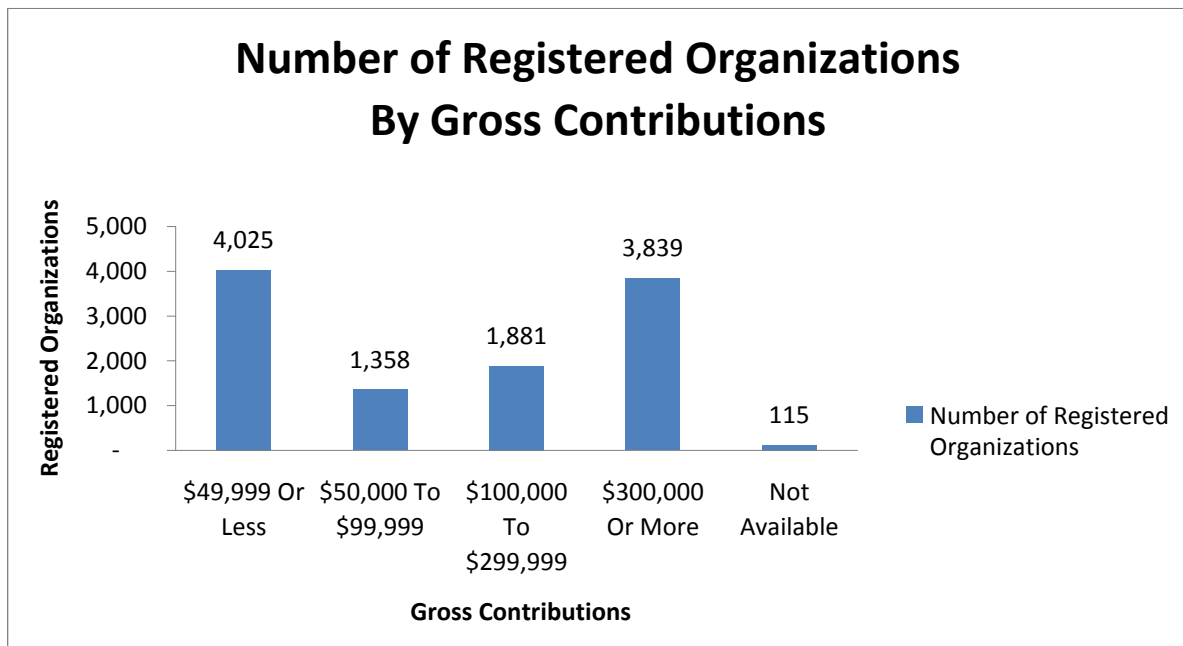
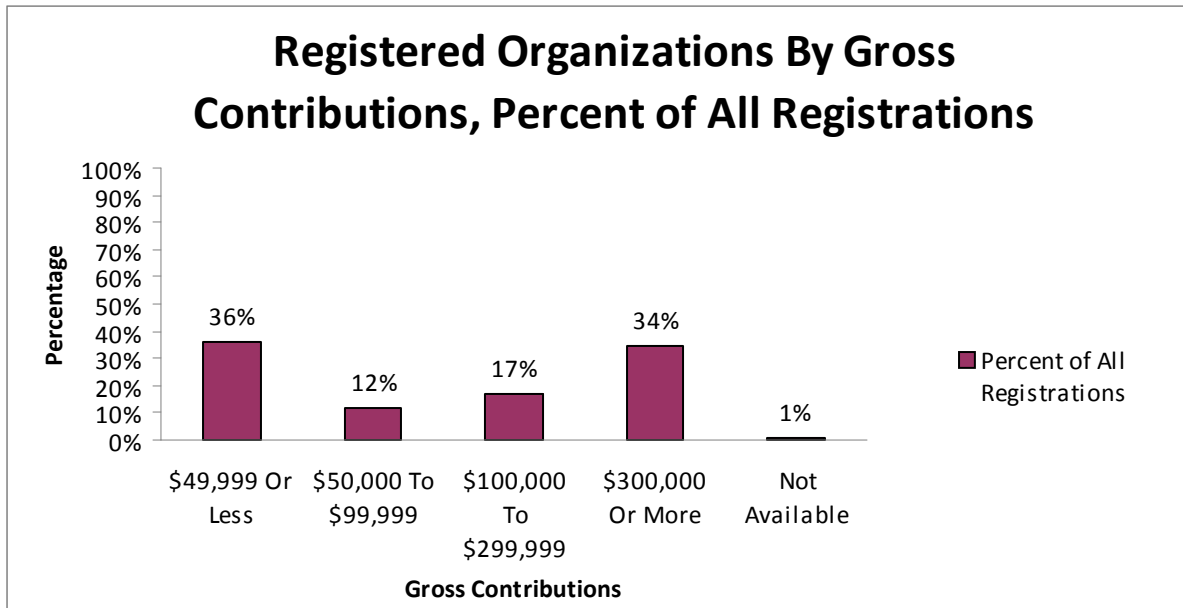
Number of Registered Professional Fundraising Counsels by State

Pennsylvania	143	Wisconsin	3	Missouri	2
Virginia	36	Washington	5	Tennessee	2
New York	19	New Hampshire	3	Utah	1
Maryland	15	Arizona	1	Canada	1
Massachusetts	14	Minnesota	1		
California	14	New Mexico	1		
District of Columbia	8	North Carolina	2		
New Jersey	7	South Dakota	1		
Illinois	11	Delaware	2		
Texas	8	Michigan	1		
Georgia	5	Connecticut	2		
Florida	3	Indiana	1		
Ohio	4	Iowa	1		
Colorado	6	Maine	1		

143	PA-REGISTERED PROFESSIONAL FUNDRAISING COUNSELS
<u>181</u>	ALL OTHER STATES
324	TOTAL REGISTERED PROFESSIONAL FUNDRAISING COUNSELS

Largest and Smallest Charities Dominate Registration Pool

Approximately one-third of all charitable organizations registered in Pennsylvania receive contributions of \$49,999 or less, and another one-third of the registration pool is charities with \$500,000 or more of contributions.



Average Amounts Paid to Professional Solicitors

Finally, this report summarizes the average amount paid to professional solicitors for solicitation campaigns in relation to the total funds raised. This information shows how much charitable organizations spend on costs associated with solicitation campaigns conducted by professional solicitors.

The Pennsylvania Association of Nonprofit Organizations (PANO) recognizes a standard for the appropriate level of fundraising costs for charitable organizations:

“On average, over a five-year period, a nonprofit should realize revenue from fundraising and other development activities that are at least three times the amount spent on conducting them.” In other words, according to PANO, charitable organizations should generally spend no more than 33⅓ percent of their contributions on the costs to raise those contributions.

During the past year, a total of **81 professional solicitors** filed **552 Campaign Financial Reports** for **383 charitable organizations**. The summary of those Campaign Financial Reports is attached to this report as **Appendix A (sorted by professional solicitor)** and **Appendix B (sorted by charity)**.

It is important to note that the “**total expenses**” identified in the summary includes professional fees, cost reimbursements and any other expenses the solicitor and the charity may have agreed upon.

Likewise, it is important to understand that an organization may engage in fundraising activities in addition to those performed by its professional solicitor(s) and that its

overall fundraising expenses in relation to total funds raised may be less than the percentage paid to a professional solicitor.

Moreover, simple comparisons between different organizations cannot always be made. For example, data for a mental health organization with a fully-staffed professional office of salaried employees and large fixed capital assets (buildings, office equipment, etc.) cannot readily be compared with a local Boy Scouts Council, primarily operated by volunteers, with no physical building. Variables such as geographic location, size of the organization, and donor population will affect comparisons.

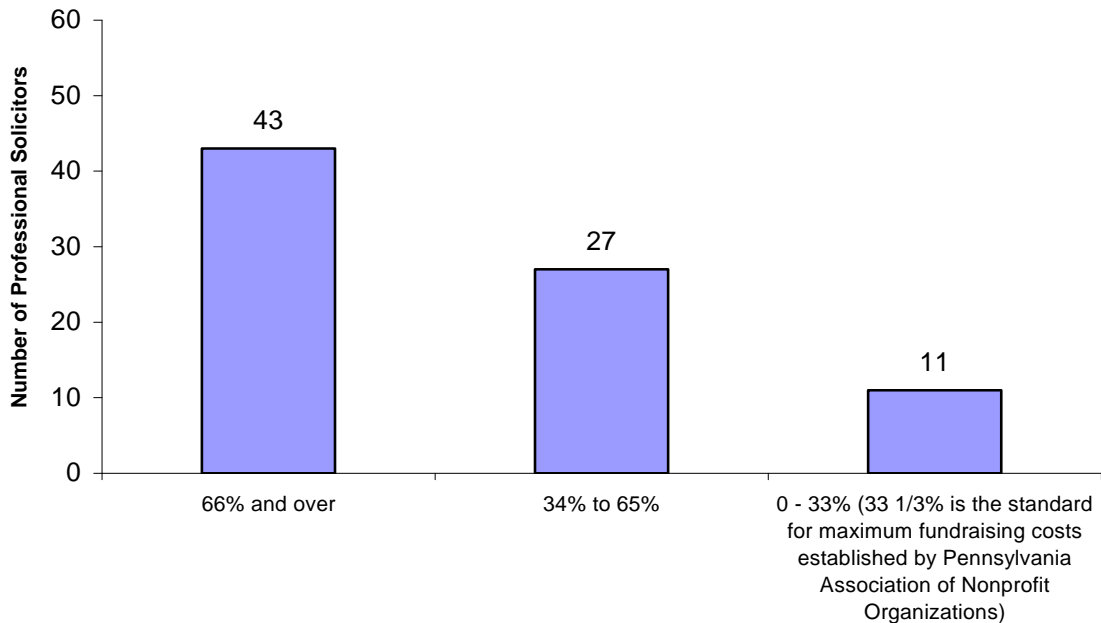
Finally, many organizations, especially those that are new, may have high fundraising expenses because they are small and/or espouse views that have not been traditionally supported by the public. If such organizations use professional solicitors or fundraising counsels without the benefit of volunteer support, they may also incur large fundraising costs to solicit donations and/or publicize their cause.

In summary, during this reporting period, the 81 professional solicitors soliciting on behalf of the 383 charities raised a total of **\$907,689,105**. Of this amount, **\$394,772,180** - or **43.5 percent** - ended up with the charities. This means that, **on average, of every dollar that a professional solicitor raised** for a charity during this period, **56.5 cents went to the professional solicitor**.

Average Percentage of Total Contributions Received by Professional Solicitors

Notably, 11 of the 81 of the professional solicitors, or **13.6 percent**, who filed Campaign Financial Reports were **paid less than 33 percent** of the total contributions raised. This is in keeping with the **PANO standard** that charitable organizations should generally spend no more than 33⅓ percent of their contributions on the costs to raise those contributions. The remaining 70 of the professional solicitors, or **86.4 percent**, **do not** appear to fall within the standard.

Professional Solicitors (81) by Average Percentage of Total Contributions paid to the Solicitor*



Percentage of Funds Received by Professional Solicitors

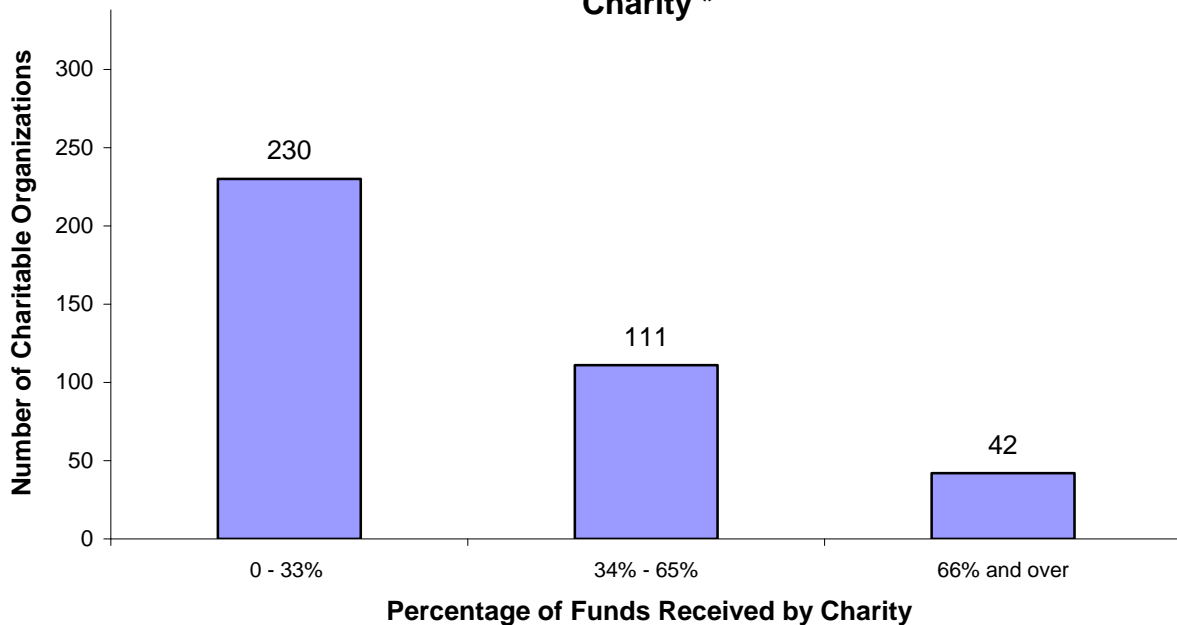
* Total amount paid to the solicitor includes professional fees, cost reimbursements, and any other expenses agreed upon by the charity and the solicitor.

Source: Campaign Financial Reports for Charitable Organizations that used Professional Solicitors Between 9/11/09 and 9/10/10.

Average Percentage of Total Contributions Received by Charities from Professional Solicitors

From the perspective of the 383 charitable organizations that reported to have used the services of a professional solicitor, **11 percent** or 42 charities **paid solicitors 33 percent or less** of the total contributions raised. This is in keeping with the **PANO standard** that charitable organizations should generally spend no more than 33⅓ percent of their contributions on the costs to raise those contributions. The remaining **89 percent**, totaling 341 organizations, of the charitable organizations **do not** appear to fall within the standard.

Charities (383) by Average Percentage of Total Contributions Received by the Charity *



* Total amount paid to the solicitor includes compensation, cost reimbursements and any other expenses agreed upon by the charity and the solicitor.

Source: Campaign Financial Reports for Charitable Organizations that used Professional Solicitors Between 9/11/08 and 9/10/10.

Pennsylvania Department of State
Bureau of Charitable Organizations
2010 Annual Report



Appendix A

Campaign Financial Reports for Charitable Organizations
That Used Professional Solicitors

Sorted by Paid Solicitor

Pennsylvania Department of State
Bureau of Charitable Organizations
2010 Annual Report

Appendix A

Campaign Financial Reports for Charitable Organizations
which used Professional Solicitors
Reports Filed between 09/11/2009 and 09/10/2010

Paid Solicitor	Charity	Gross Amount Raised From Public	Total Expenses	Total Amount Received # by Charity	Percentage To Charity	Average % to Charitie(s) by Solicitor
ALLAN C. HILL PRODUCTIONS, INC.						10.00%
	JEANNETTE LIONS CLUB	\$26,878.50	\$24,190.65	\$2,687.85	10.00%	
AMERICALIST / DIVISION OF HAINES & COMPANY						60.14%
	LEUKEMIA & LYMPHOMA SOCIETY	\$2,508,144.00	\$987,252.62	\$1,520,891.38	60.64%	
	MARCH OF DIMES FOUNDATION	\$6,419,807.16	\$2,570,996.55	\$3,848,810.61	59.95%	
AMERICAN THRIFT CENTER, LLC						6.00%
	KEYSTONE PARALYZED VETERANS OF AMERICA	\$779,580.00	\$732,822.00	\$46,758.00	6.00%	

May Include additional amounts received by the charitable organization in excess of the calculated net proceeds.

* Indicates either a campaign longer than 1 year or multiple campaigns in which case the figures are aggregates based on multiple campaign financial reports filed.

Pennsylvania Department of State
Bureau of Charitable Organizations
2010 Annual Report

Appendix A

Campaign Financial Reports for Charitable Organizations
which used Professional Solicitors
Reports Filed between 09/11/2009 and 09/10/2010

Paid Solicitor	Charity	Gross Amount Raised From Public	Total Expenses	Total Amount Received # by Charity	Percentage To Charity	Average % to Charitie(s) by Solicitor
ARIA COMMUNICATIONS CORPORATION						30.03%
	CORPORATE ACCOUNTABILITY INTERNATIONAL	\$2,622.00	\$5,455.60	\$2,833.60-	-108.07%	
	FARM SANCTUARY, INC.	\$1,503.00	\$4,364.06	\$2,861.06-	-190.36%	
	GAY MEN'S HEALTH CRISIS, INC.	\$53,871.50	\$28,065.53	\$25,805.97	47.90%	
	NATIONAL PARK FOUNDATION	\$11,900.00	\$11,781.31	\$118.69	1.00%	
	PLANNED PARENTHOOD ACTION FUND, INC.	\$4,464.43	\$5,670.14	\$1,205.71-	-27.01%	
	PLANNED PARENTHOOD FEDERATION OF AMERICA, INC.	\$33,244.54	\$24,448.48	\$8,796.06	26.46%	
	ROLLINS COLLEGE	\$8,142.02	\$8,268.40	\$126.38-	-1.55%	
	THE AMERICAN HUMANE ASSOCIATION	\$14,063.50	\$25,203.01	\$11,139.51-	-79.21%	
	WITF, INC.	\$112,948.41	\$86,354.69	\$26,593.72	23.55%	
	WRTI	\$19,714.30	\$14,627.80	\$5,086.50	25.80%	
	WXPN	\$128,356.72	\$59,220.69	\$69,136.03	53.86%	
ATLANTIC PRODUCTIONS, INC.						38.00%
	RAJAH SHRINE A.A.O.N.M.S.	\$108,485.00	\$67,261.00	\$41,224.00	38.00%	

May Include additional amounts received by the charitable organization in excess of the calculated net proceeds.

* Indicates either a campaign longer than 1 year or multiple campaigns in which case the figures are aggregates based on multiple campaign financial reports filed.

Pennsylvania Department of State
Bureau of Charitable Organizations
2010 Annual Report

Appendix A

Campaign Financial Reports for Charitable Organizations
which used Professional Solicitors
Reports Filed between 09/11/2009 and 09/10/2010

Paid Solicitor	Charity	Gross Amount Raised From Public	Total Expenses	Total Amount Received # by Charity	Percentage To Charity	Average % to Charitie(s) by Solicitor
BEE, L.C.						12.79%
	CANCER CENTER FOR DETECTION AND PREVENTION	\$327,191.02	\$287,118.58	\$40,072.44	12.25%	
	CANCER FUND OF AMERICA, INC,	\$750,162.24	\$654,362.62	\$95,799.62 *	12.77%	
	CHILDRENS CANCER FUND OF AMERICA INC	\$49,419.84	\$32,449.32	\$16,970.52 *	34.34%	
	HEART SUPPORT OF AMERICA, INC.	\$371,634.93	\$306,149.77	\$65,485.16	17.62%	
	NATIONAL VETERANS SERVICES FUND, INC.	\$665,608.21	\$590,871.95	\$74,736.26 *	11.23%	
	OPTIMAL MEDICAL FOUNDATION	\$390,183.11	\$343,539.37	\$46,643.74 *	11.95%	
	PROJECT CURE, INC.	\$724,177.47	\$651,776.83	\$72,400.64	10.00%	
	THE NATIONAL CANCER COALITION, INC.	\$702,693.06	\$617,127.44	\$85,565.62 *	12.18%	
	THE ROGER WYBURN-MASON & JACK M. BLOUNT FOUNDATION FOR THE ERADICATIO	\$165,004.47	\$132,466.47	\$32,538.00 *	19.72%	
BRAIN GAIN, LLC						-1002.43%
	FRIENDS OF THE TOM RIDGE CENTER	\$3,638.00	\$40,106.41	\$36,468.41-	-1002.43%	
BRIDGE CITY PROMOTIONAL EVENTS, INC.						5.00%
	OPERATION SMILE, INC.	\$217,928.00	\$207,031.60	\$10,896.40	5.00%	
CAPITOL RESOURCES, INC.						74.44%
	AMERICAN FAMILY ASSOCIATION, INC.	\$480.00	\$849.64	\$369.64-	-77.01%	
	AMERICANS UNITED FOR LIFE, INC.	\$733,996.69	\$186,870.35	\$547,126.34	74.54%	

May Include additional amounts received by the charitable organization in excess of the calculated net proceeds.

* Indicates either a campaign longer than 1 year or multiple campaigns in which case the figures are aggregates based on multiple campaign financial reports filed.

Pennsylvania Department of State
Bureau of Charitable Organizations
2010 Annual Report

Appendix A

Campaign Financial Reports for Charitable Organizations
which used Professional Solicitors
Reports Filed between 09/11/2009 and 09/10/2010

Paid Solicitor	Charity	Gross Amount Raised From Public	Total Expenses	Total Amount Received # by Charity	Percentage To Charity	Average % to Charitie(s) by Solicitor
CENTER FOR CAR DONATIONS, LLC						59.55%
	PITTSBURGH COMMUNITY BROADCASTING CORPORATION	\$38,170.00	\$16,349.78	\$21,820.22	57.17%	
	WESTERN PENNSYLVANIA HUMANE SOCIETY	\$875.00	\$455.82	\$419.18	47.91%	
	WQED MULTIMEDIA	\$54,695.00	\$21,114.77	\$33,580.23	61.40%	
CENTER STAGE ATTRACTIONS, INC.						20.00%
	THE VETERANS FUND, INC.	\$1,466,220.06	\$1,172,976.04	\$293,244.02 *	20.00%	
CHARITABLE AUTO RESOURCES, INC.						58.13%
	JEWISH FAMILY AND CHILDREN'S SERVICE OF GREATER PHILA, INC.	\$159,870.00	\$63,979.50	\$95,890.50 *	59.98%	
	JEWISH FAMILY SERVICE OF GREATER HARRISBURG, INC.	\$990.00	\$479.00	\$511.00	51.62%	
	JEWISH FAMILY SERVICE OF GREATER WILKES-BARRE	\$2,400.00	\$1,021.00	\$1,379.00 *	57.46%	
	JEWISH FAMILY SERVICE OF LACKAWANNA COUNTY	\$1,375.00	\$559.50	\$815.50 *	59.31%	
	MULTIPLE SCLEROSIS SERVICE SOCIETY	\$1,210.00	\$588.05	\$621.95	51.40%	
	THE TRUSTEES OF THE UNIVERSITY OF PENNSYLVANIA	\$586,154.00	\$252,296.70	\$333,857.30 *	56.96%	
	WDUQ RADIO	\$155,400.00	\$61,040.00	\$94,360.00	60.72%	
CIVIC DEVELOPMENT GROUP, LLC						12.83%
	FIREMEN'S ASSOCIATION OF THE STATE OF PENNSYLVANIA	\$25,830,202.00	\$23,144,110.00	\$3,167,222.42 *	12.26%	
	KEYSTONE PARALYZED VETERANS OF AMERICA	\$7,482,155.00	\$6,523,686.00	\$1,103,306.00 *	14.75%	
	PENNSYLVANIA CHIEFS OF POLICE ASSOCIATION	\$139,160.00	\$118,918.00	\$20,242.00	14.55%	

May Include additional amounts received by the charitable organization in excess of the calculated net proceeds.

* Indicates either a campaign longer than 1 year or multiple campaigns in which case the figures are aggregates based on multiple campaign financial reports filed.

Pennsylvania Department of State
Bureau of Charitable Organizations
2010 Annual Report

Appendix A

Campaign Financial Reports for Charitable Organizations
which used Professional Solicitors
Reports Filed between 09/11/2009 and 09/10/2010

Paid Solicitor	Charity	Gross Amount Raised From Public	Total Expenses	Total Amount Received # by Charity	Percentage To Charity	Average % to Charitie(s) by Solicitor
COINSTAR, INC.						92.49%
	"FEEDING AMERICA"	\$8,786.24	\$659.14	\$8,127.10 *	92.50%	
	ARIZONA MEMORIAL MUSEUM ASSOCIATION	\$243.39	\$18.27	\$225.12 *	92.49%	
	FOOD INDUSTRY CRUSADE AGAINST HUNGER	\$2,541.66	\$190.74	\$2,350.92 *	92.50%	
	LEUKEMIA & LYMPHOMA SOCIETY	\$471,391.13	\$35,415.15	\$435,975.98 *	92.49%	
	MARCH OF DIMES BIRTH DEFECTS FOUNDATION	\$5,214.38	\$391.14	\$4,823.24 *	92.50%	
	THE AMERICAN NATIONAL RED CROSS	\$3,071.40	\$230.36	\$2,841.04	92.50%	
	UNITED STATES FUND FOR UNICEF	\$171,742.80	\$12,880.72	\$158,862.08 *	92.50%	
	WORLD WILDLIFE FUND, INC.	\$16,203.17	\$1,208.00	\$14,995.17 *	92.54%	
COMMUNITY HELPERS, INC.						15.29%
	DUBOIS RENAISSANCE, INC.	\$17,420.00	\$13,936.00	\$3,484.00	20.00%	
	INDIANA LIONS CLUB	\$23,498.00	\$21,148.20	\$2,349.80	10.00%	
	JEANNETTE LIONS CLUB	\$18,622.80	\$16,553.60	\$2,069.20	11.11%	
	RIDGWAY LIONS CLUB	\$9,320.00	\$7,456.00	\$1,864.00	20.00%	
	VOLUNTEERS FOR THE HOMELESS, INC.	\$11,325.47	\$8,833.87	\$2,491.60	22.00%	

May Include additional amounts received by the charitable organization in excess of the calculated net proceeds.

* Indicates either a campaign longer than 1 year or multiple campaigns in which case the figures are aggregates based on multiple campaign financial reports filed.

Pennsylvania Department of State
Bureau of Charitable Organizations
2010 Annual Report

Appendix A

Campaign Financial Reports for Charitable Organizations
which used Professional Solicitors
Reports Filed between 09/11/2009 and 09/10/2010

Paid Solicitor	Charity	Gross Amount Raised From Public	Total Expenses	Total Amount Received # by Charity	Percentage To Charity	Average % to Charitie(s) by Solicitor
	COMMUNITY SUPPORT, INC.					10.85%
	AMERICAN FOUNDATION FOR DISABLED CHILDREN, INC.	\$965,613.34	\$857,074.30	\$108,539.04 *	11.24%	
	AMERICAN POLICE AND SHERIFF'S ASSOCIATION, INC.	\$450,429.55	\$405,386.60	\$45,042.95	10.00%	
	COPS FOR KIDS, INC.	\$35,939.00	\$32,345.10	\$3,593.90	10.00%	
	DISABLED POLICE OFFICERS COUNSELING CENTER, INC.	\$533,915.14	\$480,240.05	\$53,675.09 *	10.05%	
	DISABLED POLICE OFFICERS OF AMERICA, INC.	\$511,980.45	\$460,782.41	\$51,198.04 *	10.00%	
	FIREFIGHTERS CHARITABLE FOUNDATION	\$84,825.00	\$72,101.25	\$12,723.75 *	15.00%	
	FIREFIGHTERS SUPPORT FOUNDATION, INC.	\$5,411,037.93	\$4,869,934.14	\$541,103.79 *	10.00%	
	KIDS WISH NETWORK, INC.	\$866,852.07	\$762,829.82	\$104,022.25	12.00%	
	MEDICAL SUPPORT ASSOCIATION, INC.	\$3,977,236.67	\$3,581,722.72	\$395,513.95 *	9.94%	
	NATIONAL VIETNAM VETERANS FOUNDATION, INC.	\$3,273,630.17	\$2,782,585.65	\$491,044.52	15.00%	
	RESERVE POLICE OFFICERS ASSOCIATION	\$1,332,374.45	\$1,236,181.72	\$96,192.73 *	7.22%	
	THE AMERICAN BREAST CANCER FOUNDATION, INC.	\$1,611,420.01	\$1,289,136.01	\$322,284.00 *	20.00%	
	WOMAN TO WOMAN BREAST CANCER FOUNDATION	\$2,162,734.34	\$2,084,674.34	\$78,060.00	3.61%	

May Include additional amounts received by the charitable organization in excess of the calculated net proceeds.

* Indicates either a campaign longer than 1 year or multiple campaigns in which case the figures are aggregates based on multiple campaign financial reports filed.

Pennsylvania Department of State
Bureau of Charitable Organizations
2010 Annual Report

Appendix A

Campaign Financial Reports for Charitable Organizations
which used Professional Solicitors
Reports Filed between 09/11/2009 and 09/10/2010

Paid Solicitor	Charity	Gross Amount Raised From Public	Total Expenses	Total Amount Received # by Charity	Percentage To Charity	Average % to Charitie(s) by Solicitor
COMNET MARKETING GROUP, INC.						39.01%
	CARNEGIE INSTITUTE	\$8,850.00	\$8,559.39	\$290.61	3.28%	
	FRICK ART & HISTORICAL CENTER, INC.	\$27,912.00	\$12,410.28	\$15,501.72 *	55.54%	
	NORTHEASTERN PENNSYLVANIA EDUCATIONAL TELEVISION ASSOCIATION	\$92,674.08	\$82,271.48	\$10,402.60 *	11.22%	
	SIERRA CLUB	\$68,658.00	\$60,740.59	\$7,917.41	11.53%	
	THE HISTORICAL SOCIETY OF WESTERN PENNSYLVANIA	\$36,734.40	\$13,625.91	\$23,108.49 *	62.91%	
	THE PENNSYLVANIA HORTICULTURAL SOCIETY	\$122,935.00	\$30,181.02	\$92,753.98 *	75.45%	
	THE WILDERNESS SOCIETY	\$65,454.70	\$54,238.50	\$11,216.20	17.14%	
	UNIVERSITY OF PENNSYLVANIA MUSEUM OF ARCHAEOLOGY AND ANTHROPOLOGY	\$6,320.00	\$4,721.76	\$1,598.24 *	25.29%	
	WQED MULTIMEDIA	\$98,044.00	\$61,722.80	\$36,321.20 *	37.05%	
	ZOOLOGICAL SOCIETY OF PITTSBURGH	\$72,821.50	\$37,697.39	\$35,124.11	48.23%	
CONTRACT COMMUNICATIONS, INC.						17.10%
	CANCER RECOVERY FOUNDATION OF AMERICA	\$10,082,265.00	\$8,240,600.00	\$1,841,665.00 *	18.27%	
	OPERATION LOOKOUT NATIONAL CENTER FOR MISSING YOUTH	\$2,293,064.00	\$1,971,872.00	\$321,192.00 *	14.01%	
	WISHING WELL FOUNDATION USA, INC.	\$1,132,123.00	\$984,948.00	\$147,175.00 *	13.00%	
CORNERSTONE CONSULTING GROUP, LLC						66.86%
	IMMANUEL CHRISTIAN SCHOOL	\$30,610.00	\$10,142.83	\$20,467.17	66.86%	

May Include additional amounts received by the charitable organization in excess of the calculated net proceeds.

* Indicates either a campaign longer than 1 year or multiple campaigns in which case the figures are aggregates based on multiple campaign financial reports filed.

Pennsylvania Department of State
Bureau of Charitable Organizations
2010 Annual Report

Appendix A

Campaign Financial Reports for Charitable Organizations
which used Professional Solicitors
Reports Filed between 09/11/2009 and 09/10/2010

Paid Solicitor	Charity	Gross Amount Raised From Public	Total Expenses	Total Amount Received # by Charity	Percentage To Charity	Average % to Charitie(s) by Solicitor
COURTESY HEALTH WATCH, INC.						18.19%
	AMERICAN FOUNDATION FOR CHILDREN WITH AIDS, INC.	\$2,002,667.00	\$1,619,855.80	\$382,811.20 *	19.12%	
	CHILDREN'S LEUKEMIA RESEARCH ASSOCIATION, INC.	\$3,946,607.00	\$3,177,301.72	\$769,305.28 *	19.49%	
	MEDICAL SUPPORT ASSOCIATION, INC.	\$2,838,397.00	\$2,469,405.39	\$368,991.61 *	13.00%	
	NATIONAL WHEELCHAIR BASKETBALL ASSOCIATION	\$1,274,722.00	\$890,241.75	\$384,480.25 *	30.16%	
	THE NATIONAL CANCER COALITION, INC.	\$4,153,483.17	\$3,532,560.79	\$620,922.38 *	14.95%	
	THE ORGAN DONATION AND TRANSPLANT ASSOCIATION OF AMERICA, INC.	\$740,717.30	\$665,992.47	\$74,724.83 *	10.09%	
	UNITED BREAST CANCER FOUNDATION	\$3,344,654.00	\$2,617,656.08	\$726,997.92 *	21.74%	
DCM, INC.						61.79%
	BALTIMORE SYMPHONY ORCHESTRA, INC.	\$719,422.26	\$204,427.10	\$514,995.16	71.58%	
	CARNEGIE INSTITUTE	\$879,323.00	\$333,099.95	\$546,223.05	62.12%	
	CIVIC LIGHT OPERA ASSOCIATION OF PITTSBURGH	\$55,225.00	\$49,916.25	\$5,308.75	9.61%	
	OPERA COMPANY OF PHILADELPHIA	\$3,915.00	\$210.26-	\$4,125.26	105.37%	
	PENNSYLVANIA BALLET ASSOCIATION	\$566,337.00	\$184,274.85	\$382,062.15	67.46%	
	PHILADELPHIA ORCHESTRA ASSOCIATION	\$299,121.50	\$131,288.00	\$167,833.50	56.11%	
	PHILADELPHIA ORCHESTRA ASSOCIATION	\$132,320.00	\$69,873.00	\$62,447.00	47.19%	
	THE PENNSYLVANIA BALLET ASSOCIATION	\$149,142.30	\$99,052.50	\$50,089.80	33.59%	

May Include additional amounts received by the charitable organization in excess of the calculated net proceeds.

* Indicates either a campaign longer than 1 year or multiple campaigns in which case the figures are aggregates based on multiple campaign financial reports filed.

Pennsylvania Department of State
Bureau of Charitable Organizations
2010 Annual Report

Appendix A

Campaign Financial Reports for Charitable Organizations
which used Professional Solicitors
Reports Filed between 09/11/2009 and 09/10/2010

Paid Solicitor	Charity	Gross Amount Raised From Public	Total Expenses	Total Amount Received # by Charity	Percentage To Charity	Average % to Charitie(s) by Solicitor
DIALAMERICA MARKETING, INC.						9.28%
	MOTHERS AGAINST DRUNK DRIVING	\$910,340.14	\$825,878.65	\$84,461.49 *	9.28%	
DIALOGUEDIRECT, INC.						-41.75%
	CHILDREN INTERNATIONAL	\$1,711,844.00	\$777,060.00	\$934,784.00	54.61%	
	CHILDREN INTERNATIONAL	\$2,691,281.00	\$2,350,845.00	\$340,436.00 *	12.65%	
	CHILDREN INTERNATIONAL	\$3,528,757.00	\$7,095,770.00	\$3,567,013.00-	-101.08%	
	SAVE THE CHILDREN FEDERATION, INC.	\$755,185.60	\$2,090,016.00	\$1,334,830.40-	-176.76%	
DONOR CARE CENTER, INC.						1.93%
	CHRISTIAN ADVOCATES SERVING EVANGELISM, INC.	\$557,020.58	\$509,905.51	\$47,115.07	8.46%	
	JUDICIAL WATCH, INC.	\$32,508.22	\$34,389.87	\$1,881.65-	-5.79%	
	NATIONAL PARKINSON FOUNDATION, INC.	\$229,152.56	\$145,062.23	\$84,090.33 *	36.70%	
	SAVE THE CHILDREN FEDERATION, INC.	\$229,185.70	\$228,231.68	\$954.02	0.42%	
	THE FOUNDATION FOR A CHRISTIAN CIVILIZATION, INC.	\$86,213.73	\$194,577.00	\$108,363.27-	-125.69%	

May Include additional amounts received by the charitable organization in excess of the calculated net proceeds.

* Indicates either a campaign longer than 1 year or multiple campaigns in which case the figures are aggregates based on multiple campaign financial reports filed.

Pennsylvania Department of State
Bureau of Charitable Organizations
2010 Annual Report

Appendix A

Campaign Financial Reports for Charitable Organizations
which used Professional Solicitors
Reports Filed between 09/11/2009 and 09/10/2010

Paid Solicitor	Charity	Gross Amount Raised From Public	Total Expenses	Total Amount Received # by Charity	Percentage To Charity	Average % to Charitie(s) by Solicitor
DONOR SERVICES GROUP, LLC						46.68%
	AMERICAN SOCIETY FOR PREVENTION OF CRUELTY TO ANIMALS	\$4,212,184.75	\$931,418.00	\$3,280,766.75	77.89%	
	AMERICARES FOUNDATION, INC.	\$1,418,261.52	\$244,952.52	\$1,173,309.00	82.73%	
	DEFENDERS OF WILDLIFE	\$29,537.00	\$39,470.00	\$9,933.00-	-33.63%	
	DEFENDERS OF WILDLIFE ACTION FUND	\$21,697.00	\$25,955.00	\$4,258.00-	-19.62%	
	DISABLED VETERANS NATIONAL FOUNDATION	\$143,202.00	\$100,707.00	\$42,495.00	29.67%	
	GREENPEACE FUND, INC.	\$8,987.00	\$3,965.00	\$5,022.00	55.88%	
	GREENPEACE, INC.	\$587,558.00	\$361,781.00	\$225,777.00	38.43%	
	HUMAN RIGHTS CAMPAIGN, INC.	\$705,790.00	\$405,406.06	\$300,383.94	42.56%	
	JANE GOODALL INSTITUTE FOR WILDLIFE RESEARCH, EDUCATION & CONSERVATION	\$207,183.00	\$164,764.00	\$42,419.00 *	20.47%	
	MEMORIAL SLOAN - KETTERING CANCER CENTER	\$468,145.00	\$368,101.00	\$100,044.00	21.37%	
	MERCY CORPS	\$116,936.00	\$202,716.00	\$85,780.00-	-73.36%	
	NARAL PRO-CHOICE AMERICA	\$407,152.00	\$252,862.00	\$154,290.00	37.89%	
	NATIONAL PARKS CONSERVATION ASSOCIATION	\$130,353.00	\$126,682.00	\$3,671.00	2.82%	
	NATIONAL WILDLIFE FEDERATION	\$382,380.16	\$503,153.00	\$120,772.84-	-31.58%	
	NATURAL RESOURCES DEFENSE COUNCIL, INC.	\$866,255.00	\$856,493.00	\$9,762.00	1.13%	
	NATURE CONSERVANCY	\$1,869,355.00	\$1,490,055.57	\$379,299.43	20.29%	
	National Trust for Historic Preservation	\$596,019.35	\$362,181.23	\$233,838.12	39.23%	

May Include additional amounts received by the charitable organization in excess of the calculated net proceeds.

* Indicates either a campaign longer than 1 year or multiple campaigns in which case the figures are aggregates based on multiple campaign financial reports filed.

Pennsylvania Department of State
Bureau of Charitable Organizations
2010 Annual Report

Appendix A

Campaign Financial Reports for Charitable Organizations
which used Professional Solicitors
Reports Filed between 09/11/2009 and 09/10/2010

Paid Solicitor	Charity	Gross Amount Raised From Public	Total Expenses	Total Amount Received # by Charity	Percentage To Charity	Average % to Charitie(s) by Solicitor
DONOR SERVICES GROUP, LLC						46.68%
	OPERATION SMILE, INC.	\$68,177.00	\$31,880.00	\$36,297.00	53.24%	
	OXFAM - AMERICA, INC.	\$351,877.00	\$172,279.00	\$179,598.00	51.04%	
	PEOPLE FOR THE ETHICAL TREATMENT OF ANIMALS, INC.	\$341,272.00	\$267,952.41	\$73,319.59	21.48%	
	SIERRA CLUB	\$1,722,099.58	\$955,136.57	\$766,963.01 *	44.54%	
	SPECIAL OLYMPICS INTERNATIONAL	\$0.00	\$0.00	\$0.00	0.00%	
	THE METROPOLITAN MUSEUM OF ART	\$527,115.00	\$216,651.00	\$310,464.00	58.90%	
	THE NATIONAL MUSEUM OF WOMEN IN THE ARTS	\$35,425.00	\$29,330.00	\$6,095.00	17.21%	
	THE PHILLIPS COLLECTION	\$16,613.00	\$12,445.00	\$4,168.00	25.09%	
	UNION OF CONCERNED SCIENTISTS, INC.	\$0.00	\$0.00	\$0.00	0.00%	
	UNITED STATES ASSOCIATION FOR UNHCR	\$31,093.08	\$12,510.00	\$18,583.08	59.77%	
EMPIRE GROUP MARKETING, LLC						21.00%
	DISABLED FIREFIGHTERS FOUNDATION	\$83,879.50	\$71,297.58	\$12,581.92 *	15.00%	
	FIREFIGHTERS CHARITABLE FOUNDATION	\$47,839.00	\$40,663.15	\$7,175.85	15.00%	
	UPPER PROVIDENCE TOWNSHIP POLICE ASSOCIATION	\$105,747.00	\$80,430.80	\$25,316.20	23.94%	
	UPPER PROVIDENCE TOWNSHIP POLICE ASSOCIATION	\$102,621.55	\$76,293.95	\$26,327.60	25.66%	
ESB TRADING COMPANY, L.L.C.						89.97%
	CHILD QUEST INTERNATIONAL, INC.	\$212,436.80	\$21,316.92	\$191,119.88 *	89.97%	

May Include additional amounts received by the charitable organization in excess of the calculated net proceeds.

* Indicates either a campaign longer than 1 year or multiple campaigns in which case the figures are aggregates based on multiple campaign financial reports filed.

Pennsylvania Department of State
Bureau of Charitable Organizations
2010 Annual Report

Appendix A

Campaign Financial Reports for Charitable Organizations
which used Professional Solicitors
Reports Filed between 09/11/2009 and 09/10/2010

Paid Solicitor	Charity	Gross Amount Raised From Public	Total Expenses	Total Amount Received # by Charity	Percentage To Charity	Average % to Charitie(s) by Solicitor
EVENT ASSOCIATES, INC.						50.21%
	THE BUONICONTI FUND TO CURE PARALYSIS, INC.	\$2,080,081.61	\$1,035,688.19	\$1,044,393.42	50.21%	
EVENTS EXTRAORDINAIRES BY JANET CIMINO, INC.						41.91%
	PROJECT OF EASTON, INC.	\$45,861.98	\$26,642.82	\$19,219.16	41.91%	
FUNDRAISING INITIATIVES, INC.						-66.43%
	AMERICAN LEBANESE SYRIAN ASSOCIATED CHARITIES, INC.	\$201,283.00	\$350,901.60	\$133,714.60-	-66.43%	
GIVERIGHT, INC.						60.36%
	THE HERITAGE FOUNDATION	\$3,910,808.00	\$1,550,211.07	\$2,360,596.93	60.36%	

May Include additional amounts received by the charitable organization in excess of the calculated net proceeds.

* Indicates either a campaign longer than 1 year or multiple campaigns in which case the figures are aggregates based on multiple campaign financial reports filed.

Pennsylvania Department of State
Bureau of Charitable Organizations
2010 Annual Report

Appendix A

Campaign Financial Reports for Charitable Organizations
which used Professional Solicitors
Reports Filed between 09/11/2009 and 09/10/2010

Paid Solicitor	Charity	Gross Amount Raised From Public	Total Expenses	Total Amount Received # by Charity	Percentage To Charity	Average % to Charitie(s) by Solicitor
GORDON & SCHWENKMEYER, INC.						19.25%
	AMERICAN CIVIL LIBERTIES UNION, INC.	\$2,800.00	\$11,815.16	\$9,015.16-	-321.97%	
	AMNESTY INTERNATIONAL OF THE U.S.A., INC.	\$172,046.00	\$144,664.00	\$27,382.00	15.92%	
	BRADY CAMPAIGN TO PREVENT GUN VIOLENCE	\$359,582.00	\$230,736.96	\$128,845.04 *	35.83%	
	LEAGUE OF CONSERVATION VOTERS, INC.	\$19,056.00	\$15,179.74	\$3,876.26	20.34%	
	LEAGUE OF CONSERVATION VOTERS, INC.	\$53,726.00	\$36,516.35	\$17,209.65	32.03%	
	LEAGUE OF WOMEN VOTERS OF THE UNITED STATES	\$23,050.00	\$16,970.01	\$6,079.99	26.38%	
	NARAL PRO-CHOICE AMERICA	\$1,146,910.01	\$1,089,995.19	\$56,914.82 *	4.96%	
	NARAL PRO-CHOICE AMERICA	\$296,867.00	\$236,517.60	\$60,349.40	20.33%	
	PLANNED PARENTHOOD ACTION FUND, INC.	\$0.00	\$0.00	\$0.00	0.00%	
	PLANNED PARENTHOOD FEDERATION OF AMERICA, INC.	\$315,064.80	\$331,444.60	\$16,379.80- *	-5.20%	
	THE WILDERNESS SOCIETY	\$102,437.98	\$91,011.12	\$11,426.86	11.15%	
	UNITED FARM WORKERS OF AMERICA	\$239,609.60	\$143,304.09	\$96,305.51	40.19%	
	UNITED FARM WORKERS OF AMERICA	\$345,235.83	\$157,783.06	\$187,452.77	54.30%	
	WOMEN'S CAMPAIGN FORUM	\$59,970.44	\$26,760.50	\$33,209.94	55.38%	

May Include additional amounts received by the charitable organization in excess of the calculated net proceeds.

* Indicates either a campaign longer than 1 year or multiple campaigns in which case the figures are aggregates based on multiple campaign financial reports filed.

Pennsylvania Department of State
 Bureau of Charitable Organizations
 2010 Annual Report

Appendix A

Campaign Financial Reports for Charitable Organizations
 which used Professional Solicitors
 Reports Filed between 09/11/2009 and 09/10/2010

Paid Solicitor	Charity	Gross Amount Raised From Public	Total Expenses	Total Amount Received # by Charity	Percentage To Charity	Average % to Charitie(s) by Solicitor
GRASSROOTS CAMPAIGNS, INC.						-18.57%
	AMERICAN CIVIL LIBERTIES UNION, INC.	\$119,919.00	\$141,660.00	\$21,741.00-	-18.13%	
	AMERICAN CIVIL LIBERTIES UNION, INC.	\$52,042.00	\$63,720.00	\$11,678.00-	-22.44%	
	AMERICAN CIVIL LIBERTIES UNION, INC.	\$222,739.25	\$262,620.00	\$39,880.75-	-17.90%	
	LEAGUE OF CONSERVATION VOTERS, INC.	\$0.00	\$0.00	\$0.00	0.00%	
GREEN POINT CALL CENTER SERVICES, INC.						71.87%
	THE KOBY MANDELL FOUNDATION, INC.	\$14,043.01	\$3,950.00	\$10,093.01	71.87%	

May Include additional amounts received by the charitable organization in excess of the calculated net proceeds.

* Indicates either a campaign longer than 1 year or multiple campaigns in which case the figures are aggregates based on multiple campaign financial reports filed.

Pennsylvania Department of State
Bureau of Charitable Organizations
2010 Annual Report

Appendix A

Campaign Financial Reports for Charitable Organizations
which used Professional Solicitors
Reports Filed between 09/11/2009 and 09/10/2010

Paid Solicitor	Charity	Gross Amount Raised From Public	Total Expenses	Total Amount Received # by Charity	Percentage To Charity	Average % to Charitie(s) by Solicitor
HARRIS DIRECT						56.88%
	AMERICAN CIVIL LIBERTIES UNION, INC.	\$233,889.00	\$127,924.00	\$105,965.00	45.31%	
	DEFENDERS OF WILDLIFE	\$349,475.00	\$349,382.25	\$92.75 *	0.03%	
	DOCTORS WITHOUT BORDERS, USA, INC/MEDECINS SANS FRONTIERES USA, INC.	\$7,936,521.00	\$2,521,030.85	\$5,415,490.15 *	68.24%	
	EARTH JUSTICE	\$12,781.00	\$9,085.50	\$3,695.50 *	28.91%	
	JANE GOODALL INSTITUTE FOR WILDLIFE RESEARCH, EDUCATION & CONSERVATION	\$3,423.00	\$4,237.25	\$814.25-	-23.79%	
	NARAL PRO-CHOICE AMERICA	\$54,418.00	\$65,952.00	\$11,534.00-	-21.20%	
	PLANNED PARENTHOOD ACTION FUND, INC.	\$0.00	\$0.00	\$0.00	0.00%	
	PLANNED PARENTHOOD FEDERATION OF AMERICA, INC.	\$483,026.00	\$362,721.20	\$120,304.80	24.91%	
	SIERRA CLUB	\$986,900.79	\$518,467.00	\$468,433.79 *	47.47%	
	THE PLANETARY SOCIETY	\$66,190.00	\$66,963.90	\$773.90-	-1.17%	
	THE WILDERNESS SOCIETY	\$511,456.00	\$272,256.00	\$239,200.00 *	46.77%	
	WORLD WILDLIFE FUND, INC.	\$852,950.00	\$656,452.00	\$196,498.00	23.04%	

May Include additional amounts received by the charitable organization in excess of the calculated net proceeds.

* Indicates either a campaign longer than 1 year or multiple campaigns in which case the figures are aggregates based on multiple campaign financial reports filed.

Pennsylvania Department of State
Bureau of Charitable Organizations
2010 Annual Report

Appendix A

Campaign Financial Reports for Charitable Organizations
which used Professional Solicitors
Reports Filed between 09/11/2009 and 09/10/2010

Paid Solicitor	Charity	Gross Amount Raised From Public	Total Expenses	Total Amount Received # by Charity	Percentage To Charity	Average % to Charitie(s) by Solicitor
HUDSON BAY COMPANY OF ILLINOIS, INC.						73.86%
	9 TO 5, NAT'L ASSOCIATION OF WORKING WOMEN	\$29,832.00	\$8,048.11	\$21,783.89	73.02%	
	CAMPAIGN FOR FRESH AIR AND CLEAN POLITICS	\$63,426.93	\$28,590.96	\$34,835.97 *	54.92%	
	FOOD & WATER WATCH	\$23,062.99	\$7,610.05	\$15,452.94 *	67.00%	
	HEALTHY SCHOOLS CAMPAIGN	\$16,119.50	\$7,905.14	\$8,214.36	50.96%	
	ORGANIC CONSUMERS ASSOCIATION	\$1,741,896.04	\$439,848.80	\$1,302,047.24 *	74.75%	
	ORGANIC CONSUMERS FUND	\$87,599.50	\$20,848.86	\$66,750.64	76.20%	
	THE GOVERNMENT ACCOUNTABILITY PROJECT	\$76,400.65	\$19,989.92	\$56,410.73	73.84%	
IDC, LTD.						16.84%
	ASSOCIATION OF THE GRADUATES OF THE UNITED STATE MILITARY ACADEMY	\$1,958,432.17	\$361,669.21	\$1,596,762.96	81.53%	
	CHILDREN'S HOSPITAL FOUNDATION	\$406,307.16	\$899,010.68	\$492,703.52- *	-121.26%	
	MEDICALERT FOUNDATION UNITED STATES	\$194,792.15	\$153,012.94	\$41,779.21	21.45%	
	THE AMERICAN COLLEGE	\$34,865.00	\$30,000.00	\$4,865.00	13.95%	
	THE CLEVELAND CLINIC	\$3,600,185.00	\$3,707,516.74	\$107,331.74- *	-2.98%	
IGH ASSOCIATES						83.53%
	NATIONAL AVIARY IN PITTSBURGH, INC.	\$653,369.00	\$133,610.00	\$519,759.00	79.55%	
	NATIONAL AVIARY IN PITTSBURGH, INC.	\$2,495,975.00	\$184,800.00	\$2,311,175.00	92.60%	
	PITTSBURGH DOWNTOWN PARTNERSHIP	\$72,300.00	\$212,253.00	\$139,953.00-	-193.57%	

May Include additional amounts received by the charitable organization in excess of the calculated net proceeds.

* Indicates either a campaign longer than 1 year or multiple campaigns in which case the figures are aggregates based on multiple campaign financial reports filed.

Pennsylvania Department of State
Bureau of Charitable Organizations
2010 Annual Report

Appendix A

Campaign Financial Reports for Charitable Organizations
which used Professional Solicitors
Reports Filed between 09/11/2009 and 09/10/2010

Paid Solicitor	Charity	Gross Amount Raised From Public	Total Expenses	Total Amount Received # by Charity	Percentage To Charity	Average % to Charitie(s) by Solicitor
	INFOCISION MANAGEMENT CORPORATION					43.12%
	ALZHEIMER'S DISEASE & RELATED DISORDERS ASSN., INC.	\$3,597,855.02	\$2,109,688.70	\$1,488,166.32	41.36%	
	AMERICAN CANCER SOCIETY, INC.	\$8,624,282.04	\$5,680,572.73	\$2,943,709.31	34.13%	
	AMERICAN DIABETES ASSOCIATION, INC.	\$2,849,093.88	\$1,268,616.06	\$1,580,477.82	55.47%	
	AMERICAN HEART ASSOCIATION, INC.	\$13,735,514.76	\$6,174,976.05	\$7,560,538.71	55.04%	
	AMERICAN INSTITUTE FOR CANCER RESEARCH	\$8,892,001.60	\$6,366,788.99	\$2,525,212.61	28.40%	
	AMERICAN INSTITUTE FOR CANCER RESEARCH	\$1,027,981.53	\$757,751.49	\$270,230.04	26.29%	
	AMERICAN LUNG ASSOCIATION	\$5,157,099.10	\$4,200,519.30	\$956,579.80	18.55%	
	AMERICAN SOCIETY FOR PREVENTION OF CRUELTY TO ANIMALS	\$172,203.34	\$101,738.64	\$70,464.70	40.92%	
	AUTISM SPECTRUM DISORDER FOUNDATION, INC.	\$1,165,728.40	\$1,105,728.40	\$60,000.00	5.15%	
	CATHOLIC RELIEF SERVICES UNITED STATES CATHOLIC CONFERENCE OF CATHOLIC	\$1,479,914.49	\$493,233.27	\$986,681.22	66.67%	
	CHRISTIAN ADVOCATES SERVING EVANGELISM, INC.	\$7,627,828.09	\$2,029,002.27	\$5,598,825.82	73.40%	
	CHRISTIAN CHILDREN'S FUND, INC.	\$1,317,302.58	\$231,979.65	\$1,085,322.93	82.39%	
	CITIZENS UNITED	\$4,979,040.48	\$3,979,040.48	\$1,000,000.00	20.08%	
	COALITION FOR A CONSERVATIVE MAJORITY, INC.	\$3,929.00	\$3,929.00	\$0.00	0.00%	
	CONCERNED WOMEN FOR AMERICA	\$2,840,948.20	\$2,061,644.50	\$779,303.70	27.43%	
	CONCERNED WOMEN FOR AMERICA, LEGISLATIVE ACTION COMMITTEE (LAC)	\$1,219,511.43	\$1,219,511.43	\$0.00	0.00%	
	CORAL RIDGE MINISTRIES MEDIA, INC.	\$1,633,333.00	\$1,425,685.12	\$207,647.88	12.71%	

May Include additional amounts received by the charitable organization in excess of the calculated net proceeds.

* Indicates either a campaign longer than 1 year or multiple campaigns in which case the figures are aggregates based on multiple campaign financial reports filed.

Pennsylvania Department of State
Bureau of Charitable Organizations
2010 Annual Report

Appendix A

Campaign Financial Reports for Charitable Organizations
which used Professional Solicitors
Reports Filed between 09/11/2009 and 09/10/2010

Paid Solicitor	Charity	Gross Amount Raised From Public	Total Expenses	Total Amount Received # by Charity	Percentage To Charity	Average % to Charitie(s) by Solicitor
	INFOCISION MANAGEMENT CORPORATION					43.12%
	EASTER SEALS, INC.	\$732,328.00	\$691,334.97	\$40,993.03	5.60%	
	HABITAT FOR HUMANITY - INTERNATIONAL, INC.	\$958,386.86	\$710,113.60	\$248,273.26	25.91%	
	INTERNATIONAL FELLOWSHIP OF CHRISTIANS AND JEWS, INC.	\$550,268.75	\$332,696.43	\$217,572.32	39.54%	
	JEWISH NATIONAL FUND (KEREN KAYEMETH LEISRAEL) INC. - N.Y.	\$58,294.10	\$48,963.00	\$9,331.10	16.01%	
	LEUKEMIA & LYMPHOMA SOCIETY	\$26,022,697.00	\$9,919,843.26	\$16,102,853.74 *	61.88%	
	MARCH OF DIMES FOUNDATION	\$7,154,945.64	\$3,212,294.00	\$3,942,651.64	55.10%	
	MEDIA RESEARCH CENTER	\$11,137.75	\$11,137.75	\$0.00	0.00%	
	NATIONAL ARBOR DAY FOUNDATION	\$920.00	\$920.00	\$0.00	0.00%	
	NATIONAL MULTIPLE SCLEROSIS SOCIETY - NATIONAL HEADQUARTER	\$2,570,820.00	\$661,577.75	\$1,909,242.25	74.27%	
	NATIONAL RIFLE ASSOCIATION OF AMERICA	\$27,000,000.00	\$19,882,249.03	\$7,117,750.97	26.36%	
	OPERATION BLESSING INTERNATIONAL RELIEF & DEVELOPMENT CORPORATION	\$133,154.58	\$61,851.14	\$71,303.44	53.55%	
	TELECOMPIONEERS CHARITABLE FOUNDATION	\$83,032.26	\$68,858.49	\$14,173.77	17.07%	
	U.S. ENGLISH, INC.	\$299,364.88	\$206,262.52	\$93,102.36	31.10%	
	UNITED STATES FUND FOR UNICEF	\$52,640.00	\$35,141.50	\$17,498.50	33.24%	
	UNITED STATES FUND FOR UNICEF	\$720.00	\$0.00	\$720.00	100.00%	

May Include additional amounts received by the charitable organization in excess of the calculated net proceeds.

* Indicates either a campaign longer than 1 year or multiple campaigns in which case the figures are aggregates based on multiple campaign financial reports filed.

Pennsylvania Department of State
Bureau of Charitable Organizations
2010 Annual Report

Appendix A

Campaign Financial Reports for Charitable Organizations
which used Professional Solicitors
Reports Filed between 09/11/2009 and 09/10/2010

Paid Solicitor	Charity	Gross Amount Raised From Public	Total Expenses	Total Amount Received # by Charity	Percentage To Charity	Average % to Charitie(s) by Solicitor
INSIGHT TELE-SERVICES, INC.						10.62%
	CANCER FUND OF AMERICA, INC,	\$54,208.17	\$46,619.89	\$7,588.28	14.00%	
	KIDS WISH NETWORK, INC.	\$35,135.17	\$30,918.95	\$4,216.22	12.00%	
	KIDS WISH NETWORK, INC.	\$18,561.50	\$16,334.12	\$2,227.38	12.00%	
	NATIONAL CHILDREN'S LEUKEMIA FOUNDATION	\$370,630.00	\$333,567.00	\$37,063.00 *	10.00%	
	OPERATION LOOKOUT NATIONAL CENTER FOR MISSING YOUTH	\$43,102.00	\$38,791.80	\$4,310.20 *	10.00%	
INTEGRAL RESOURCES, INC.						21.52%
	AMERICAN COUNCIL OF THE BLIND	\$2,621,284.38	\$2,008,736.02	\$612,548.36 *	23.37%	
	ANTI-DEFAMATION LEAGUE OF B'NAI B'RITH	\$62,992.48	\$48,508.29	\$14,484.19	22.99%	
	LEAGUE OF CONSERVATION VOTERS, INC.	\$229,515.90	\$229,515.90	\$0.00	0.00%	
	OPERATION LOOKOUT NATIONAL CENTER FOR MISSING YOUTH	\$232.90	\$180.00	\$52.90	22.71%	
J. MILITO & ASSOCIATES, INC.						48.11%
	HARRISBURG AREA COMMUNITY COLLEGE	\$11,186.00	\$3,397.40	\$7,788.60	69.63%	
	WEST PHILADELPHIA CATHOLIC HIGH SCHOOL DBA THE FRIENDS OF WEST PHILADEL	\$66,095.00	\$36,704.00	\$29,391.00	44.47%	
KAISER DIRECT LLC						21.40%
	AMVETS DEPARTMENT OF PENNSYLVANIA SERVICE FOUNDATION	\$98,132.80	\$78,506.24	\$19,626.56 *	20.00%	
	CHILDHOOD LEUKEMIA FOUNDATION, INC.	\$135,739.35	\$103,318.10	\$32,421.25 *	23.88%	
	COALITION AGAINST BREAST CANCER, INC.	\$143,186.84	\$114,549.47	\$28,637.37 *	20.00%	

May Include additional amounts received by the charitable organization in excess of the calculated net proceeds.

* Indicates either a campaign longer than 1 year or multiple campaigns in which case the figures are aggregates based on multiple campaign financial reports filed.

Pennsylvania Department of State
Bureau of Charitable Organizations
2010 Annual Report

Appendix A

Campaign Financial Reports for Charitable Organizations
which used Professional Solicitors
Reports Filed between 09/11/2009 and 09/10/2010

Paid Solicitor	Charity	Gross Amount Raised From Public	Total Expenses	Total Amount Received # by Charity	Percentage To Charity	Average % to Charitie(s) by Solicitor
LENORA VESIO D/B/A CLARITY STRATEGIC CONSULTING						95.02%
	ASSOCIATED ARTISTS OF PITTSBURGH	\$140,650.00	\$7,000.00	\$133,650.00	95.02%	
LORI LESNESKY						28.93%
	GREATER SCRANTON JAYCEES, INC.	\$45,317.00	\$31,721.90	\$13,595.10	30.00%	
	NORTHEASTERN DETACHMENT MARINE CORPS LEAGUE, INC.	\$33,858.00	\$23,700.60	\$10,157.40	30.00%	
	NORTHEASTERN DETACHMENT MARINE CORPS LEAGUE, INC.	\$44,206.50	\$32,270.75	\$11,935.75	27.00%	
MARKET STREET SPORTS GROUP, LLC						82.94%
	BIG 33 SCHOLARSHIP FOUNDATION, INC.	\$158,899.00	\$27,104.00	\$131,795.00	82.94%	

May Include additional amounts received by the charitable organization in excess of the calculated net proceeds.

* Indicates either a campaign longer than 1 year or multiple campaigns in which case the figures are aggregates based on multiple campaign financial reports filed.

Pennsylvania Department of State
Bureau of Charitable Organizations
2010 Annual Report

Appendix A

Campaign Financial Reports for Charitable Organizations
which used Professional Solicitors
Reports Filed between 09/11/2009 and 09/10/2010

Paid Solicitor	Charity	Gross Amount Raised From Public	Total Expenses	Total Amount Received # by Charity	Percentage To Charity	Average % to Charitie(s) by Solicitor
	MDS COMMUNICATIONS CORPORATION					43.16%
	"FEEDING AMERICA"	\$0.00	\$0.00	\$0.00	0.00%	
	AMERICAN BIBLE SOCIETY	\$110,341.00	\$52,717.00	\$57,624.00	52.22%	
	AMERICAN LEBANESE SYRIAN ASSOCIATED CHARITIES, INC.	\$608,067.00	\$414,179.00	\$193,888.00	31.89%	
	AMERICAN LEPROSY MISSIONS, INC.	\$216,815.00	\$97,513.00	\$119,302.00	55.02%	
	CATHOLIC RELIEF SERVICES U.S. CATHOLIC CONFERENCE, INC.	\$660,516.00	\$345,220.00	\$315,296.00	47.73%	
	CHRISTIAN ADVOCATES SERVING EVANGELISM, INC.	\$770,511.00	\$715,578.00	\$54,933.00	7.13%	
	CHRISTIAN COALITION	\$80,266.00	\$56,832.00	\$23,434.00	29.20%	
	CITYTEAM MINISTRIES	\$312,189.00	\$118,552.00	\$193,637.00	62.03%	
	COOPERATIVE FOR ASSISTANCE AND RELIEF EVERYWHERE, INC.	\$2,169,084.00	\$1,012,782.00	\$1,156,302.00	53.31%	
	FAITH AND FREEDOM COALITION, INC.	\$0.00	\$0.00	\$0.00	0.00%	
	FAMILY RESEARCH COUNCIL	\$212,072.00	\$194,794.00	\$17,278.00	8.15%	
	FAMILY RESEARCH COUNCIL ACTION	\$181,142.00	\$156,637.00	\$24,505.00	13.53%	
	HOLT INTERNATIONAL CHILDREN'S SERVICES, INC.	\$51,795.00	\$19,063.00	\$32,732.00	63.20%	
	JEWISH VOICE MINISTRIES INTERNATIONAL	\$593,185.00	\$175,565.00	\$417,620.00	70.40%	
	LIBERTY COUNSEL, INC.	\$45,962.00	\$31,281.00	\$14,681.00	31.94%	
	LUTHERAN WORLD RELIEF, INC.	\$198,508.00	\$32,301.00	\$166,207.00	83.73%	
	MERCY CORPS	\$610,496.00	\$262,858.00	\$347,638.00	56.94%	

May Include additional amounts received by the charitable organization in excess of the calculated net proceeds.

* Indicates either a campaign longer than 1 year or multiple campaigns in which case the figures are aggregates based on multiple campaign financial reports filed.

Pennsylvania Department of State
Bureau of Charitable Organizations
2010 Annual Report

Appendix A

Campaign Financial Reports for Charitable Organizations
which used Professional Solicitors
Reports Filed between 09/11/2009 and 09/10/2010

Paid Solicitor	Charity	Gross Amount Raised From Public	Total Expenses	Total Amount Received # by Charity	Percentage To Charity	Average % to Charitie(s) by Solicitor
	MDS COMMUNICATIONS CORPORATION					43.16%
	NATIONAL RIGHT TO LIFE COMMITTEE, INC.	\$1,379,781.00	\$792,971.00	\$586,810.00	42.53%	
	PENNSYLVANIA PRO-LIFE FEDERATION, INC.	\$190,215.00	\$87,899.00	\$102,316.00	53.79%	
	PIONEER CLUBS	\$23,852.00	\$15,946.00	\$7,906.00 *	33.15%	
	PROMISE KEEPERS	\$0.00	\$0.00	\$0.00	0.00%	
	STUDENTS FOR LIFE OF AMERICA, INC.	\$242,587.00	\$210,570.00	\$32,017.00	13.20%	
	THE ARTHRITIS FOUNDATION, INC.	\$151,275.00	\$74,557.00	\$76,718.00	50.71%	
	THE BIBLE LEAGUE	\$258,610.00	\$129,928.00	\$128,682.00	49.76%	
	THE CHRISTIAN NETWORK, INC.	\$13,495.00	\$5,654.00	\$7,841.00	58.10%	
	THE QUIET HOUR, INC.	\$10,168.00	\$4,566.00	\$5,602.00	55.09%	
	THE RUTHERFORD INSTITUTE	\$48,902.00	\$33,628.00	\$15,274.00	31.23%	
	VETERANS OF FOREIGN WARS OF THE UNITED STATES	\$765,631.00	\$576,324.00	\$189,307.00	24.73%	
	WALK THRU THE BIBLE MINISTRIES	\$57,719.00	\$45,209.00	\$12,510.00	21.67%	

May Include additional amounts received by the charitable organization in excess of the calculated net proceeds.

* Indicates either a campaign longer than 1 year or multiple campaigns in which case the figures are aggregates based on multiple campaign financial reports filed.

Pennsylvania Department of State
Bureau of Charitable Organizations
2010 Annual Report

Appendix A

Campaign Financial Reports for Charitable Organizations
which used Professional Solicitors
Reports Filed between 09/11/2009 and 09/10/2010

Paid Solicitor	Charity	Gross Amount Raised From Public	Total Expenses	Total Amount Received # by Charity	Percentage To Charity	Average % to Charitie(s) by Solicitor
MENACOLA MARKETING, INC.						14.51%
	ASSOCIATION FOR POLICE OFFICERS	\$210,372.00	\$178,816.20	\$31,555.80	15.00%	
	FIREFIGHTERS CHARITABLE FOUNDATION	\$88,874.00	\$77,691.85	\$11,182.15 *	12.58%	
	NATIONAL POLICE DEFENSE FOUNDATION INC	\$221,378.60	\$188,171.81	\$33,206.79	15.00%	
	NATIONAL POLICE DEFENSE FOUNDATION, INC. DBA OPERATION KIDS	\$98,839.00	\$84,013.15	\$14,825.85	15.00%	
	NATIONAL VETERANS SERVICES FUND, INC.	\$19,718.00	\$17,746.20	\$1,971.80	10.00%	
MIDWEST PUBLISHING - DN, INC.						19.47%
	CANCER CENTER FOR DETECTION AND PREVENTION	\$1,499,750.93	\$1,004,833.12	\$494,917.81	33.00%	
	CARING FOR OUR CHILDREN FOUNDATION	\$914,708.83	\$823,237.95	\$91,470.88 *	10.00%	
	COLONIAL CHAPTER OF THE PARALYZED VETERANS OF AMERICA, INC.	\$163,870.00	\$148,641.44	\$22,584.11 *	13.78%	
	FIREFIGHTERS CHARITABLE FOUNDATION	\$1,276,522.55	\$1,085,044.17	\$191,478.38 *	15.00%	
	OPERATION LOOKOUT NATIONAL CENTER FOR MISSING YOUTH	\$1,111,754.66	\$944,987.08	\$166,767.58 *	15.00%	

May Include additional amounts received by the charitable organization in excess of the calculated net proceeds.

* Indicates either a campaign longer than 1 year or multiple campaigns in which case the figures are aggregates based on multiple campaign financial reports filed.

Pennsylvania Department of State
Bureau of Charitable Organizations
2010 Annual Report

Appendix A

Campaign Financial Reports for Charitable Organizations
which used Professional Solicitors
Reports Filed between 09/11/2009 and 09/10/2010

Paid Solicitor	Charity	Gross Amount Raised From Public	Total Expenses	Total Amount Received # by Charity	Percentage To Charity	Average % to Charitie(s) by Solicitor
	OUTREACH ASSOCIATES, INC.					40.91%
	AMERICAN ASSOCIATION OF UNIVERSITY WOMEN, INC.	\$132,827.00	\$94,374.00	\$38,453.00	28.95%	
	AMERICAN CIVIL LIBERTIES UNION, INC.	\$0.00	\$0.00	\$0.00	0.00%	
	AMERICANS UNITED FOR SEPARATION OF CHURCH AND STATE	\$21,745.00	\$20,591.00	\$1,154.00	5.31%	
	BRADY CAMPAIGN TO PREVENT GUN VIOLENCE	\$80,347.00	\$55,262.00	\$25,085.00	31.22%	
	CONSUMERS UNION OF UNITED STATES, INC.	\$450,615.00	\$188,860.00	\$261,755.00	58.09%	
	EARTH JUSTICE	\$102,180.00	\$74,738.00	\$27,442.00	26.86%	
	ENVIRONMENTAL DEFENSE ACTION FUND	\$88,902.00	\$47,046.00	\$41,856.00	47.08%	
	ENVIRONMENTAL DEFENSE FUND, INC.	\$244,034.00	\$78,909.00	\$165,125.00	67.66%	
	LEAGUE OF WOMEN VOTERS OF THE UNITED STATES	\$162,653.00	\$101,539.00	\$61,114.00	37.57%	
	NEW YORK PUBLIC LIBRARY	\$51,045.00	\$28,901.00	\$22,144.00	43.38%	
	PHYSICIANS FOR SOCIAL RESPONSIBILITY, INC.	\$38,479.00	\$23,605.00	\$14,874.00	38.65%	
	PROJECT HOPE-THE PEOPLE-TO-PEOPLE HEALTH FOUNDATION, INC.	\$157,044.00	\$139,077.00	\$17,967.00	11.44%	
	RELIGIOUS COALITION FOR REPRODUCTIVE CHOICE	\$33,530.00	\$37,010.00	\$3,480.00-	-10.38%	
	SOUTHERN POVERTY LAW CENTER, INC.	\$634,129.00	\$353,091.00	\$281,038.00	44.32%	
	THE ARTHRITIS FOUNDATION, INC.	\$13,579.00	\$15,059.00	\$1,480.00-	-10.90%	
	THE DIAN FOSSEY GORILLA FUND INTERNATIONAL, INC.	\$30,083.00	\$26,123.00	\$3,960.00	13.16%	
	THE WILDERNESS SOCIETY	\$43,899.00	\$66,025.00	\$22,126.00-	-50.40%	

May Include additional amounts received by the charitable organization in excess of the calculated net proceeds.

* Indicates either a campaign longer than 1 year or multiple campaigns in which case the figures are aggregates based on multiple campaign financial reports filed.

Pennsylvania Department of State
Bureau of Charitable Organizations
2010 Annual Report

Appendix A

Campaign Financial Reports for Charitable Organizations
which used Professional Solicitors
Reports Filed between 09/11/2009 and 09/10/2010

Paid Solicitor	Charity	Gross Amount Raised From Public	Total Expenses	Total Amount Received # by Charity	Percentage To Charity	Average % to Charitie(s) by Solicitor
OUTREACH CALLING						15.00%
	FIREMEN'S ASSOCIATION OF THE STATE OF PENNSYLVANIA	\$166,219.97	\$141,286.97	\$24,933.00	15.00%	
PENNSYLVANIA DONOR SERVICES, LLC						30.61%
	MILITARY ORDER OF THE PURPLE HEART SERVICE FOUNDATION, INC.	\$6,937,771.06	\$4,813,910.40	\$2,123,860.66 *	30.61%	
PEP DIRECT, LLC.						-96.06%
	SUPREME TEMPLE, DAUGHTERS OF THE NILE FOUNDATION	\$111,778.00	\$219,157.00	\$107,379.00- *	-96.06%	
PHONE BANK SYSTEMS, INC.						51.20%
	PENN STATE PUBLIC BROADCASTING	\$108,002.00	\$54,794.55	\$53,207.45	49.27%	
	WQED MULTIMEDIA	\$334,261.00	\$161,049.90	\$173,211.10	51.82%	
PREFERRED COMMUNITY SERVICES, INC.						17.70%
	CARING FOR OUR CHILDREN FOUNDATION	\$0.00	\$0.00	\$0.00	0.00%	
	CHILDRENS CANCER FUND OF AMERICA, INC.	\$170,285.51	\$143,986.38	\$26,299.13 *	15.44%	
	DEFEAT DIABETES FOUNDATION, INC.	\$25,744.50	\$20,595.60	\$5,148.90 *	20.00%	
	HEART SUPPORT OF AMERICA, INC.	\$19,954.00	\$17,170.62	\$2,783.38 *	13.95%	
	OPERATION LOOKOUT NATIONAL CENTER FOR MISSING YOUTH	\$0.00	\$0.00	\$0.00	0.00%	
	SURVIVORS AND VICTIMS EMPOWERED	\$173,747.91	\$138,998.33	\$34,749.58 *	20.00%	
PRIMETIME ENTERPRISES, INC.						0.00%
	D.A.R.E AMERICA	\$0.00	\$0.00	\$0.00	0.00%	

May Include additional amounts received by the charitable organization in excess of the calculated net proceeds.

* Indicates either a campaign longer than 1 year or multiple campaigns in which case the figures are aggregates based on multiple campaign financial reports filed.

Pennsylvania Department of State
Bureau of Charitable Organizations
2010 Annual Report

Appendix A

Campaign Financial Reports for Charitable Organizations
which used Professional Solicitors
Reports Filed between 09/11/2009 and 09/10/2010

Paid Solicitor	Charity	Gross Amount Raised From Public	Total Expenses	Total Amount Received # by Charity	Percentage To Charity	Average % to Charitie(s) by Solicitor
	PUBLIC INTEREST COMMUNICATIONS, INC.					35.84%
	AMERICAN CIVIL LIBERTIES UNION, INC.	\$290,093.00	\$188,307.00	\$101,786.00	35.09%	
	AMNESTY INTERNATIONAL OF THE U.S.A., INC.	\$369,416.00	\$237,755.00	\$131,661.00	35.64%	
	CHILDREN'S DEFENSE FUND	\$12,382.00	\$19,530.00	\$7,148.00-	-57.73%	
	CHRISTIAN APPALACHIAN PROJECT, INC.	\$595,069.00	\$132,665.00	\$462,404.00	77.71%	
	CIVIL WAR PRESERVATION TRUST	\$154,059.60	\$89,565.86	\$64,493.74	41.86%	
	COMMON CAUSE	\$167,316.00	\$112,860.00	\$54,456.00	32.55%	
	COMMON CAUSE / PENNSYLVANIA	\$18,379.00	\$7,104.72	\$11,274.28	61.34%	
	COOPERATIVE FOR ASSISTANCE AND RELIEF EVERYWHERE, INC.	\$111,715.00	\$37,512.00	\$74,203.00	66.42%	
	DEFENDERS OF WILDLIFE	\$1,389,783.00	\$784,697.00	\$605,086.00	43.54%	
	ENVIRONMENTAL DEFENSE FUND, INC.	\$117,525.20	\$69,582.57	\$47,942.63	40.79%	
	GREENPEACE, INC.	\$234,323.00	\$180,584.00	\$53,739.00	22.93%	
	INTERNATIONAL CAMPAIGN FOR TIBET	\$29,635.00	\$25,179.00	\$4,456.00	15.04%	
	LEAGUE OF CONSERVATION VOTERS, INC.	\$142,908.00	\$81,985.00	\$60,923.00	42.63%	
	MOTHERS AGAINST DRUNK DRIVING	\$87,107.00	\$121,488.00	\$34,381.00-	-39.47%	
	PUBLIC CITIZEN FOUNDATION, INC.	\$677.00	\$666.00	\$11.00	1.62%	
	PUBLIC CITIZEN, INC.	\$2,333.00	\$1,956.00	\$377.00	16.16%	
	SAVE DARFUR COALITION	\$70,645.00	\$66,785.00	\$3,860.00	5.46%	

May Include additional amounts received by the charitable organization in excess of the calculated net proceeds.

* Indicates either a campaign longer than 1 year or multiple campaigns in which case the figures are aggregates based on multiple campaign financial reports filed.

Pennsylvania Department of State
Bureau of Charitable Organizations
2010 Annual Report

Appendix A

Campaign Financial Reports for Charitable Organizations
which used Professional Solicitors
Reports Filed between 09/11/2009 and 09/10/2010

Paid Solicitor	Charity	Gross Amount Raised From Public	Total Expenses	Total Amount Received # by Charity	Percentage To Charity	Average % to Charitie(s) by Solicitor
	PUBLIC INTEREST COMMUNICATIONS, INC.					35.84%
	SERVICEMEMBERS LEGAL DEFENSE NETWORK, INC.	\$37,874.00	\$20,262.00	\$17,612.00	46.50%	
	SOS CHILDREN'S VILLAGES--USA, INC.	\$40,292.00	\$13,037.00	\$27,255.00	67.64%	
	THE ARTHRITIS FOUNDATION, INC.	\$25,303.50	\$28,133.08	\$2,829.58-	-11.18%	
	THE WILDERNESS SOCIETY	\$11,855.00	\$25,952.00	\$14,097.00-	-118.91%	
	WATER KEEPER ALLIANCE	\$32,055.00	\$25,511.00	\$6,544.00	20.41%	
	WORLD WILDLIFE FUND, INC.	\$954,596.00	\$779,566.00	\$175,030.00	18.34%	
	WORLD WILDLIFE FUND, INC.	\$359,837.00	\$320,817.00	\$39,020.00	10.84%	
	PUBLIC OUTREACH FUNDRAISING, LLC					-670.53%
	SAVE THE CHILDREN FEDERATION, INC.	\$27,131.00	\$209,051.18	\$181,920.18-	-670.53%	
	PUBLIC SAFETY PROMOTIONS OF PENNSYLVANIA, INC.					21.35%
	GOODWILL STEAM FIRE COMPANY - #1 OF POTTSTOWN	\$25,340.00	\$19,296.00	\$6,044.00	23.85%	
	POTTSTOWN AREA POLICE ATHLETIC LEAGUE	\$46,837.00	\$37,469.60	\$9,367.40	20.00%	
	PUBLIC STRATEGIES, INC.					1.24%
	PENNSYLVANIA CONFERENCE FOR WOMEN	\$889,799.27	\$878,765.80	\$11,033.47	1.24%	
	QUADRIGA ART, LLC					60.18%
	PARALYZED VETERANS OF AMERICA	\$355,361,641.00	\$141,520,695.00	\$213,840,946.00 *	60.18%	

May Include additional amounts received by the charitable organization in excess of the calculated net proceeds.

* Indicates either a campaign longer than 1 year or multiple campaigns in which case the figures are aggregates based on multiple campaign financial reports filed.

Pennsylvania Department of State
 Bureau of Charitable Organizations
 2010 Annual Report

Appendix A

Campaign Financial Reports for Charitable Organizations
 which used Professional Solicitors
 Reports Filed between 09/11/2009 and 09/10/2010

Paid Solicitor	Charity	Gross Amount Raised From Public	Total Expenses	Total Amount Received # by Charity	Percentage To Charity	Average % to Charitie(s) by Solicitor
RMG USA, INC.						-12.34%
	NATIONAL ARBOR DAY FOUNDATION	\$5,886.00	\$5,886.00	\$0.00	0.00%	
	NATIONAL RIGHT TO LIFE COMMITTEE, INC.	\$10,542.00	\$10,542.00	\$0.00	0.00%	
	THE HUMANE SOCIETY OF THE UNITED STATES	\$547,102.00	\$616,622.00	\$69,520.00- *	-12.71%	

May Include additional amounts received by the charitable organization in excess of the calculated net proceeds.

* Indicates either a campaign longer than 1 year or multiple campaigns in which case the figures are aggregates based on multiple campaign financial reports filed.

Pennsylvania Department of State
Bureau of Charitable Organizations
2010 Annual Report

Appendix A

Campaign Financial Reports for Charitable Organizations
which used Professional Solicitors
Reports Filed between 09/11/2009 and 09/10/2010

Paid Solicitor	Charity	Gross Amount Raised From Public	Total Expenses	Total Amount Received # by Charity	Percentage To Charity	Average % to Charitie(s) by Solicitor
RUFFALOCODY, LLC						43.84%
	ALLENTOWN CENTRAL CATHOLIC HIGH SCHOOL	\$22,899.00	\$18,750.53	\$4,148.47	18.12%	
	BLOOMSBURG UNIVERSITY FOUNDATION, INC.	\$197,290.00	\$132,025.99	\$65,264.01	33.08%	
	EDINBORO UNIVERSITY FOUNDATION	\$16,749.00	\$17,760.14	\$1,011.14-	-6.04%	
	GEISINGER HEALTH SYSTEM FOUNDATION	\$140,826.48	\$202,174.02	\$61,347.54-	-43.56%	
	MANSFIELD UNIVERSITY FOUNDATION, INC.	\$199,446.00	\$92,663.65	\$106,782.35	53.54%	
	MANSFIELD UNIVERSITY FOUNDATION, INC.	\$192,957.00	\$67,055.46	\$125,901.54	65.25%	
	NATIONAL GAY AND LESBIAN TASK FORCE FOUNDATION	\$0.00	\$12,063.01	\$12,063.01-	0.00%	
	NEUMANN UNIVERSITY	\$20,543.90	\$16,328.52	\$4,215.38	20.52%	
	PHILADELPHIA COLLEGE OF OSTEOPATHIC MEDICINE	\$149,510.60	\$32,094.93	\$117,415.67	78.53%	
	SALUS UNIVERSITY	\$70,930.00	\$31,767.71	\$39,162.29	55.21%	
	SCRANTON PREPARATORY SCHOOL	\$217,000.00	\$23,461.44	\$193,538.56	89.19%	
	SCRANTON PREPARATORY SCHOOL	\$110,515.00	\$26,626.83	\$83,888.17	75.91%	
	THE FOUNDATION FOR INDIANA UNIVERSITY OF PENNSYLVANIA	\$2,064,691.78	\$1,438,791.72	\$625,900.06 *	30.31%	
	THE TRUSTEES OF THE UNIVERSITY OF PENNSYLVANIA	\$753,958.06	\$220,241.97	\$533,716.09	70.79%	
	UNIVERSITY OF COLORADO FOUNDATION	\$3,638,744.69	\$2,223,104.02	\$1,415,640.67 *	38.90%	
	UNIVERSITY OF SCRANTON	\$309,641.92	\$133,543.96	\$176,097.96	56.87%	
	UNIVERSITY OF SCRANTON	\$423,676.00	\$109,000.00	\$314,676.00	74.27%	

May Include additional amounts received by the charitable organization in excess of the calculated net proceeds.

* Indicates either a campaign longer than 1 year or multiple campaigns in which case the figures are aggregates based on multiple campaign financial reports filed.

Pennsylvania Department of State
Bureau of Charitable Organizations
2010 Annual Report

Appendix A

Campaign Financial Reports for Charitable Organizations
which used Professional Solicitors
Reports Filed between 09/11/2009 and 09/10/2010

Paid Solicitor	Charity	Gross Amount Raised From Public	Total Expenses	Total Amount Received # by Charity	Percentage To Charity	Average % to Charitie(s) by Solicitor
RUFFALOCODY, LLC						43.84%
WHYY, INC.		\$151,026.97	\$77,347.55	\$73,679.42	48.79%	
SALVAGE DIRECT, INC.						53.03%
	BIG BROTHERS AND SISTERS OF CRAWFORD COUNTY, INC.	\$4,510.00	\$2,178.50	\$2,331.50 *	51.70%	
	CENTRAL WESTMORELAND HABITAT FOR HUMANITY, INC.	\$4,000.00	\$2,150.00	\$1,895.00 *	47.38%	
	CHERRYTREE TOWNSHIP VOLUNTEER FIRE DEPARTMENT	\$150.00	\$127.50	\$45.00	30.00%	
	FRENCH CREEK COUNCIL, BOY SCOUTS OF AMERICA	\$4,750.00	\$2,262.50	\$2,532.50 *	53.32%	
	HYDETOWN VOLUNTEER FIRE DEPARTMENT	\$1,720.00	\$902.00	\$818.00 *	47.56%	
	THE REGIONAL CANCER CENTER FOUNDATION	\$12,950.00	\$5,432.50	\$7,607.50 *	58.75%	
	TITUSVILLE ALUMNI ASSOCIATION	\$1,560.00	\$846.00	\$714.00 *	45.77%	
	TITUSVILLE AREA HEALTH CENTER FOUNDATION	\$500.00	\$325.00	\$175.00 *	35.00%	
	TITUSVILLE AREA UNITED WAY	\$17,770.00	\$8,769.50	\$9,273.50 *	52.19%	
	TITUSVILLE YOUNG WOMEN'S CHRISTIAN ASSOCIATION	\$2,240.00	\$1,234.00	\$1,051.00 *	46.92%	
	UNITED WAY OF WESTERN CRAWFORD COUNTY, INC.	\$2,100.00	\$885.00	\$1,215.00 *	57.86%	
	UNITED WAY OF YORK COUNTY	\$1,800.00	\$705.00	\$1,095.00	60.83%	
	VENANGO AREA RIDING FOR THE HANDICAPPED ASSOC. (VARHA)	\$190.00	\$141.50	\$57.00	30.00%	
	YOUNG MENS CHRISTIAN ASSOCIATION OF TITUSVILLE	\$2,600.00	\$1,360.00	\$1,330.00 *	51.15%	

May Include additional amounts received by the charitable organization in excess of the calculated net proceeds.

* Indicates either a campaign longer than 1 year or multiple campaigns in which case the figures are aggregates based on multiple campaign financial reports filed.

Pennsylvania Department of State
Bureau of Charitable Organizations
2010 Annual Report

Appendix A

Campaign Financial Reports for Charitable Organizations
which used Professional Solicitors
Reports Filed between 09/11/2009 and 09/10/2010

Paid Solicitor	Charity	Gross Amount Raised From Public	Total Expenses	Total Amount Received # by Charity	Percentage To Charity	Average % to Charitie(s) by Solicitor
SD&A TELESERVICES, INC.						52.60%
	CARNEGIE HALL SOCIETY, INC.	\$1,526,874.00	\$398,588.00	\$1,128,286.00	73.90%	
	FREE LIBRARY OF PHILADELPHIA FOUNDATION	\$15,110.00	\$10,827.00	\$4,283.00	28.35%	
	FRIENDS OF THE ORPHANS	\$6,794.00	\$10,274.00	\$3,480.00-	-51.22%	
	GAY & LESBIAN ALLIANCE AGAINST DEFAMATION, INC.	\$194,325.50	\$149,741.30	\$44,584.20	22.94%	
	NARAL PRO-CHOICE AMERICA	\$10,650.00	\$17,447.00	\$6,797.00-	-63.82%	
	PHILADELPHIA MUSEUM OF ART	\$171,368.00	\$171,986.00	\$618.00-	-0.36%	
	PLANNED PARENTHOOD FEDERATION OF AMERICA, INC.	\$20,511.00	\$20,162.00	\$349.00	1.70%	
	SIERRA CLUB	\$1,503,597.73	\$562,653.83	\$940,943.90 *	62.58%	
	SOUTHERN POVERTY LAW CENTER, INC.	\$53,038.00	\$22,390.00	\$30,648.00	57.78%	
	THE WILDERNESS SOCIETY	\$50,649.00	\$104,526.00	\$53,877.00- *	-106.37%	
	WHYY, INC.	\$1,348,860.00	\$854,708.00	\$494,152.00 *	36.63%	

May Include additional amounts received by the charitable organization in excess of the calculated net proceeds.

* Indicates either a campaign longer than 1 year or multiple campaigns in which case the figures are aggregates based on multiple campaign financial reports filed.

Pennsylvania Department of State
Bureau of Charitable Organizations
2010 Annual Report

Appendix A

Campaign Financial Reports for Charitable Organizations
which used Professional Solicitors
Reports Filed between 09/11/2009 and 09/10/2010

Paid Solicitor	Charity	Gross Amount Raised From Public	Total Expenses	Total Amount Received # by Charity	Percentage To Charity	Average % to Charitie(s) by Solicitor
SHARE GROUP, INC.						38.46%
	AMERICAN FRIENDS SERVICE COMMITTEE	\$74,083.00	\$38,011.00	\$36,072.00	48.69%	
	ANTI-DEFAMATION LEAGUE OF B'NAI B'RITH	\$271,811.00	\$126,090.00	\$145,721.00	53.61%	
	BRADY CAMPAIGN TO PREVENT GUN VIOLENCE	\$138,697.00	\$68,798.00	\$69,899.00	50.40%	
	BREAD FOR THE WORLD, INC.	\$182,457.00	\$177,798.00	\$4,659.00	2.55%	
	COOPERATIVE FOR ASSISTANCE AND RELIEF EVERYWHERE, INC.	\$117,254.00	\$34,111.00	\$83,143.00	70.91%	
	DEFENDERS OF WILDLIFE ACTION FUND	\$48,128.00	\$52,140.00	\$4,012.00-	-8.34%	
	HUMANE SOCIETY LEGISLATIVE FUND	\$41,339.00	\$39,911.00	\$1,428.00	3.45%	
	INTERNATIONAL FUND FOR ANIMAL WELFARE, INC.	\$50,447.42	\$51,322.79	\$875.37-	-1.74%	
	LAMBDA LEGAL DEFENSE AND EDUCATION FUND, INC.	\$107,324.00	\$86,856.00	\$20,468.00	19.07%	
	LAMBDA LEGAL DEFENSE AND EDUCATION FUND, INC.	\$59,206.00	\$43,137.00	\$16,069.00	27.14%	
	NARAL PRO-CHOICE AMERICA	\$272,680.00	\$146,022.00	\$126,658.00	46.45%	
	NATIONAL ASSOCIATION FOR THE ADVANCEMENT OF COLORED PEOPLE	\$523,473.00	\$331,338.00	\$192,135.00	36.70%	
	NATIONAL AUDUBON SOCIETY, INC.	\$26,282.00	\$76,540.00	\$50,258.00-	-191.23%	
	NATIONAL PARKS CONSERVATION ASSOCIATION	\$381,589.00	\$312,691.00	\$68,898.00	18.06%	
	NATIONAL WILDLIFE FEDERATION	\$680,054.00	\$470,591.00	\$209,463.00	30.80%	
	NATIONAL WILDLIFE FEDERATION	\$511,432.00	\$455,905.00	\$55,527.00	10.86%	
	OCEAN CONSERVANCY, INC.	\$0.00	\$0.00	\$0.00	0.00%	

May Include additional amounts received by the charitable organization in excess of the calculated net proceeds.

* Indicates either a campaign longer than 1 year or multiple campaigns in which case the figures are aggregates based on multiple campaign financial reports filed.

Pennsylvania Department of State
Bureau of Charitable Organizations
2010 Annual Report

Appendix A

Campaign Financial Reports for Charitable Organizations
which used Professional Solicitors
Reports Filed between 09/11/2009 and 09/10/2010

Paid Solicitor	Charity	Gross Amount Raised From Public	Total Expenses	Total Amount Received # by Charity	Percentage To Charity	Average % to Charitie(s) by Solicitor
SHARE GROUP, INC.						38.46%
	OXFAM - AMERICA, INC.	\$819,700.00	\$239,136.00	\$580,564.00	70.83%	
	PEOPLE FOR THE ETHICAL TREATMENT OF ANIMALS, INC.	\$167,408.00	\$103,187.00	\$64,221.00	38.36%	
	PLANNED PARENTHOOD FEDERATION OF AMERICA, INC.	\$194,733.00	\$150,288.00	\$44,445.00	22.82%	
	SOUTHERN POVERTY LAW CENTER, INC.	\$285,889.01	\$56,535.00	\$229,354.01	80.22%	
	SOUTHERN POVERTY LAW CENTER, INC.	\$0.00	\$0.00	\$0.00	0.00%	
	THE FOUNDATION FOR AIDS RESEARCH	\$38,107.00	\$39,327.00	\$1,220.00-	-3.20%	
	THE WILDERNESS SOCIETY	\$63,698.00	\$10,026.00	\$53,672.00	84.26%	
	UNION OF CONCERNED SCIENTISTS, INC.	\$175,487.00	\$148,145.00	\$27,342.00	15.58%	
	UNITARIAN UNIVERSALIST SERVICE COMMITTEE, INC.	\$244,632.00	\$81,119.00	\$163,513.00	66.84%	
	WELLSTONE ACTION	\$147,812.00	\$121,847.00	\$25,965.00	17.57%	
SHARED PROGRESS, INC.						77.53%
	MARCH OF DIMES FOUNDATION	\$1,125.90	\$1,936.57	\$902.90	80.19%	
	OPERATION SMILE, INC.	\$1,282.18	\$1,949.49	\$972.92	75.88%	
	WESTERN PENNSYLVANIA HUMANE SOCIETY	\$102.24	\$82.15	\$70.43	68.89%	

May Include additional amounts received by the charitable organization in excess of the calculated net proceeds.

* Indicates either a campaign longer than 1 year or multiple campaigns in which case the figures are aggregates based on multiple campaign financial reports filed.

Pennsylvania Department of State
Bureau of Charitable Organizations
2010 Annual Report

Appendix A

Campaign Financial Reports for Charitable Organizations
which used Professional Solicitors
Reports Filed between 09/11/2009 and 09/10/2010

Paid Solicitor	Charity	Gross Amount Raised From Public	Total Expenses	Total Amount Received # by Charity	Percentage To Charity	Average % to Charitie(s) by Solicitor
SIEGEL MARKETING GROUP, INC.						78.13%
	AMERICAN ISRAEL PUBLIC AFFAIRS COMMITTEE	\$298,169.07	\$71,151.99	\$227,017.08	76.14%	
	JEWISH FEDERATION OF GREATER PHILADELPHIA	\$234,529.00	\$44,975.34	\$189,553.66	80.82%	
	UNITED JEWISH FEDERATION OF GREATER PITTSBURGH	\$2,021.00	\$800.00	\$1,221.00	60.42%	

May Include additional amounts received by the charitable organization in excess of the calculated net proceeds.

* Indicates either a campaign longer than 1 year or multiple campaigns in which case the figures are aggregates based on multiple campaign financial reports filed.

Pennsylvania Department of State
Bureau of Charitable Organizations
2010 Annual Report

Appendix A

Campaign Financial Reports for Charitable Organizations
which used Professional Solicitors
Reports Filed between 09/11/2009 and 09/10/2010

Paid Solicitor	Charity	Gross Amount Raised From Public	Total Expenses	Total Amount Received # by Charity	Percentage To Charity	Average % to Charitie(s) by Solicitor
	SMITH-FREEMAN & ASSOCIATES					32.20%
	BERKS CITY-COUNTY JUNIOR BASEBALL LEAGUE	\$17,813.90	\$12,469.73	\$5,344.17	30.00%	
	BLANDON LIONS CLUB	\$3,110.00	\$1,555.00	\$1,555.00	50.00%	
	BULLDOG BASEBALL DUGOUT CLUB	\$10,060.00	\$7,042.00	\$3,018.00	30.00%	
	D.B. COACHES ASSOCIATION	\$10,050.00	\$6,834.00	\$3,216.00	32.00%	
	EMMAUS 3-POINT CLUB	\$4,813.00	\$3,369.10	\$1,443.90	30.00%	
	EMMAUS HOME RUN CLUB	\$4,325.00	\$3,027.50	\$1,297.50	30.00%	
	EXETER BASKETBALL BOOSTERS	\$11,820.00	\$8,079.00	\$3,741.00	31.65%	
	EXETER HIGH SCHOOL FOOTBALL PARENTS CLUB	\$17,525.00	\$10,798.75	\$6,726.25	38.38%	
	EXETER HIGH SCHOOL GIRLS SOCCER BOOSTERS	\$6,508.00	\$4,555.60	\$1,952.40	30.00%	
	GIBRALTAR FIRE CO., NO 1	\$16,680.00	\$10,008.00	\$6,672.00	40.00%	
	HOLY NAME YOUTH FOOTBALL	\$8,495.00	\$5,946.50	\$2,548.50	30.00%	
	HORNET HOOPS PARENTS BOOSTER CLUB	\$10,680.00	\$7,476.00	\$3,204.00	30.00%	
	ITALIAN COLUMBUS DAY CELEBRATION COMMITTEE	\$4,030.00	\$2,821.00	\$1,209.00	30.00%	
	ITALIAN HERITAGE COUNCIL OF BERKS COUNTY	\$6,762.00	\$4,395.30	\$2,366.70	35.00%	
	KUTZTOWN HIGH SCHOOL GIRLS BASKETBALL	\$12,115.00	\$8,480.50	\$3,634.50	30.00%	
	NEVERSINK FOREST NO. 32, TALL CEDARS OF LEBANON	\$1,850.00	\$1,387.50	\$462.50	25.00%	
	OLEY VALLEY YOUTH LEAGUE, INC.	\$9,745.00	\$6,334.25	\$3,410.75	35.00%	

May Include additional amounts received by the charitable organization in excess of the calculated net proceeds.

* Indicates either a campaign longer than 1 year or multiple campaigns in which case the figures are aggregates based on multiple campaign financial reports filed.

Pennsylvania Department of State
Bureau of Charitable Organizations
2010 Annual Report

Appendix A

Campaign Financial Reports for Charitable Organizations
which used Professional Solicitors
Reports Filed between 09/11/2009 and 09/10/2010

Paid Solicitor	Charity	Gross Amount Raised From Public	Total Expenses	Total Amount Received # by Charity	Percentage To Charity	Average % to Charitie(s) by Solicitor
SMITH-FREEMAN & ASSOCIATES						32.20%
	OWEN J. ROBERTS HIGH SCHOOL BASEBALL TEAM	\$4,970.00	\$3,479.00	\$1,491.00	30.00%	
	READING HIGH SCHOOL BAND AIDES	\$6,680.00	\$4,676.00	\$2,004.00	30.00%	
	READING HIGH SCHOOL BOOSTERS CLUB	\$5,163.00	\$3,614.10	\$1,548.90	30.00%	
	RINGGOLD BAND, INC.	\$4,095.00	\$2,866.50	\$1,228.50	30.00%	
	THE READING BUCCANEERS, INC.	\$3,485.00	\$2,740.65	\$744.35	21.36%	
	TREXLER MIDDLE SCHOOL	\$1,537.00	\$1,075.90	\$461.10	30.00%	
	WILSON LACROSSE BOOSTERS	\$4,380.00	\$3,066.00	\$1,314.00	30.00%	
	WILSON WRESTLING BOOSTERS	\$7,775.00	\$5,442.50	\$2,332.50	30.00%	
	WYOMISSING AREA LITTLE LEAGUE, INC.	\$14,050.00	\$9,835.00	\$4,215.00	30.00%	
STABLE COMMUNICATIONS						94.44%
	GREATER CANONSBURG LIBRARY ASSOC	\$2,866,760.65	\$159,314.50	\$2,707,446.15 *	94.44%	
STATEWIDE APPEAL, INC.						16.29%
	AMERICAN ASSOCIATION OF STATE TROOPERS, INC.	\$532,255.44	\$435,753.29	\$96,502.15	18.13%	
	FIREFIGHTERS CHARITABLE FOUNDATION	\$283,217.57	\$246,721.75	\$36,495.82 *	12.89%	
	NATIONAL VETERANS SERVICES FUND, INC.	\$14,870.00	\$12,639.50	\$2,230.50	15.00%	
STEEL CITY PROMOTIONS, INC.						5.00%
	STARLIGHT CHILDREN'S FOUNDATION	\$10,640.00	\$10,108.00	\$532.00	5.00%	

May Include additional amounts received by the charitable organization in excess of the calculated net proceeds.

* Indicates either a campaign longer than 1 year or multiple campaigns in which case the figures are aggregates based on multiple campaign financial reports filed.

Pennsylvania Department of State
Bureau of Charitable Organizations
2010 Annual Report

Appendix A

Campaign Financial Reports for Charitable Organizations
which used Professional Solicitors
Reports Filed between 09/11/2009 and 09/10/2010

Paid Solicitor	Charity	Gross Amount Raised From Public	Total Expenses	Total Amount Received # by Charity	Percentage To Charity	Average % to Charitie(s) by Solicitor
STRATEGIC FUNDRAISING, INC.						18.78%
	ALLIANCE DEFENSE FUND, INC.	\$277,765.00	\$223,890.00	\$53,875.00 *	19.40%	
	AMERICAN LUNG ASSOCIATION	\$1,224,167.00	\$1,145,966.00	\$78,201.00 *	6.39%	
	CANCER RECOVERY FOUNDATION OF AMERICA	\$785,480.00	\$530,962.00	\$254,518.00 *	32.40%	
	CITYTEAM MINISTRIES	\$144,011.00	\$46,340.00	\$97,671.00	67.82%	
	FOOD FOR THE HUNGRY, INC.	\$829,744.00	\$492,127.00	\$337,617.00 *	40.69%	
	FOOD FOR THE POOR, INC.	\$1,002,636.00	\$1,403,283.00	\$400,647.00-	-39.96%	
	HABITAT FOR HUMANITY - INTERNATIONAL, INC.	\$107,989.00	\$115,368.00	\$7,379.00-	-6.83%	
	MULTIPLE SCLEROSIS ASSOCIATION OF AMERICA, INC.	\$398,181.00	\$374,735.00	\$23,446.00	5.89%	
	OPERATION SMILE, INC.	\$891,924.00	\$468,904.00	\$423,020.00	47.43%	
	PRISON FELLOWSHIP MINISTRIES	\$464,104.00	\$450,380.00	\$13,724.00	2.96%	
	UNITED STATES OLYMPIC COMMITTEE	\$1,985,827.00	\$1,336,856.00	\$648,971.00	32.68%	
TELE-PUBLICATIONS						38.99%
	BERKS COUNTY OUTSTANDING YOUNG WOMAN INC.	\$28,785.00	\$15,831.75	\$13,368.25	46.44%	
	READING HOT STOVERS, INC.	\$23,873.00	\$16,711.10	\$7,161.90	30.00%	

May Include additional amounts received by the charitable organization in excess of the calculated net proceeds.

* Indicates either a campaign longer than 1 year or multiple campaigns in which case the figures are aggregates based on multiple campaign financial reports filed.

Pennsylvania Department of State
Bureau of Charitable Organizations
2010 Annual Report

Appendix A

Campaign Financial Reports for Charitable Organizations
which used Professional Solicitors
Reports Filed between 09/11/2009 and 09/10/2010

Paid Solicitor	Charity	Gross Amount Raised From Public	Total Expenses	Total Amount Received # by Charity	Percentage To Charity	Average % to Charitie(s) by Solicitor
	TELE-RESPONSE CENTER, INC.					44.78%
	CENTER FOR AMERICAN HOMELESS VETERANS	\$851,772.66	\$490,936.66	\$360,836.00 *	42.36%	
	EASTER SEALS, INC.	\$103,313.61	\$131,365.95	\$28,052.34-	-27.15%	
	LU LU SHRINE A.A.O.N.M.S.	\$165,869.23	\$111,505.41	\$54,363.82 *	32.78%	
	MIRACLE FLIGHTS FOR KIDS	\$3,411,319.93	\$2,179,259.45	\$1,232,060.48 *	36.12%	
	MIRACLE FLIGHTS FOR KIDS	\$47,643.50	\$20,972.63	\$26,670.87	55.98%	
	MIRACLE FLIGHTS FOR KIDS	\$628,951.51	\$329,750.67	\$299,200.84	47.57%	
	POLICE ATHLETIC LEAGUE OF PHILADELPHIA	\$142,277.24	\$90,188.44	\$52,088.80	36.61%	
	SADD, INC.	\$2,412,339.63	\$1,017,339.63	\$1,395,000.00 *	57.83%	
	SPECIAL OLYMPICS PENNSYLVANIA, INC.	\$1,997,988.04	\$1,003,553.82	\$994,434.22	49.77%	
	THE WILDERNESS SOCIETY	\$14,677.00	\$23,055.75	\$8,378.75-	-57.09%	

May Include additional amounts received by the charitable organization in excess of the calculated net proceeds.

* Indicates either a campaign longer than 1 year or multiple campaigns in which case the figures are aggregates based on multiple campaign financial reports filed.

Pennsylvania Department of State
Bureau of Charitable Organizations
2010 Annual Report

Appendix A

Campaign Financial Reports for Charitable Organizations
which used Professional Solicitors
Reports Filed between 09/11/2009 and 09/10/2010

Paid Solicitor	Charity	Gross Amount Raised From Public	Total Expenses	Total Amount Received # by Charity	Percentage To Charity	Average % to Charitie(s) by Solicitor
TELEFUND, INC.						55.15%
	AAUW ACTION FUND, INC	\$31,376.00	\$92,272.96	\$60,896.96-	-194.09%	
	AIRCRAFT OWNERS AND PILOTS ASSOCIATION	\$143,062.00	\$64,558.00	\$78,504.00	54.87%	
	AMERICAN CIVIL LIBERTIES UNION FOUNDATION, INC. (ACLUF)	\$634,707.32	\$175,584.42	\$459,122.90	72.34%	
	AMERICAN CIVIL LIBERTIES UNION, INC.	\$2,193,599.43	\$1,191,847.50	\$1,001,751.93	45.67%	
	AMERICAN FOUNDATION FOR THE BLIND, INC.	\$2,014.00	\$4,722.00	\$2,708.00-	-134.46%	
	AMERICAN SOCIETY FOR PREVENTION OF CRUELTY TO ANIMALS	\$5,656,471.00	\$950,777.65	\$4,705,693.35	83.19%	
	AMNESTY INTERNATIONAL OF THE U.S.A., INC.	\$567,059.11	\$506,756.50	\$60,302.61	10.63%	
	AOPA AIR SAFETY FOUNDATION	\$102,153.00	\$53,665.00	\$48,488.00	47.47%	
	B'NAI B'RITH	\$195,218.00	\$142,038.78	\$53,179.22 *	27.24%	
	BRADY CAMPAIGN TO PREVENT GUN VIOLENCE	\$4,918.00	\$2,329.00	\$2,589.00	52.64%	
	CENTER FOR BIOLOGICAL DIVERSITY, INC.	\$50,511.51	\$33,743.06	\$16,768.45	33.20%	
	COMMON CAUSE	\$63,215.00	\$31,424.50	\$31,790.50	50.29%	
	COMPASSION AND CHOICES	\$52,234.00	\$62,390.76	\$10,156.76-	-19.44%	
	EARTH JUSTICE	\$48,026.00	\$68,278.88	\$20,252.88-	-42.17%	
	ENVIRONMENTAL DEFENSE FUND, INC.	\$262,085.59	\$82,154.10	\$179,931.49	68.65%	
	FARM SANCTUARY, INC.	\$63,638.00	\$51,813.50	\$11,824.50	18.58%	
	FOOD & WATER WATCH	\$2,045.76	\$7,247.98	\$5,202.22-	-254.29%	

May Include additional amounts received by the charitable organization in excess of the calculated net proceeds.

* Indicates either a campaign longer than 1 year or multiple campaigns in which case the figures are aggregates based on multiple campaign financial reports filed.

Pennsylvania Department of State
Bureau of Charitable Organizations
2010 Annual Report

Appendix A

Campaign Financial Reports for Charitable Organizations
which used Professional Solicitors
Reports Filed between 09/11/2009 and 09/10/2010

Paid Solicitor	Charity	Gross Amount Raised From Public	Total Expenses	Total Amount Received # by Charity	Percentage To Charity	Average % to Charitie(s) by Solicitor
TELEFUND, INC.						55.15%
	FOUNDATION FOR NATIONAL PROGRESS (FNP)	\$133,311.00	\$96,485.39	\$36,825.61	27.62%	
	GALAPAGOS CONSERVANCY, INC.	\$51,009.00	\$26,186.30	\$24,822.70	48.66%	
	GLSEN, INC.	\$22,693.11	\$10,918.85	\$11,774.26	51.88%	
	HUMAN RIGHTS CAMPAIGN, INC.	\$363,179.50	\$512,979.78	\$149,800.28-	-41.25%	
	INTERNATIONAL RESCUE COMMITTEE, INC.	\$92,884.00	\$277,425.41	\$184,541.41-	-198.68%	
	LEAGUE OF CONSERVATION VOTERS, INC.	\$41,336.00	\$41,637.93	\$301.93-	-0.73%	
	LEAGUE OF WOMEN VOTERS OF THE UNITED STATES	\$6,508.00	\$8,425.00	\$1,917.00-	-29.46%	
	NARAL PRO-CHOICE AMERICA	\$231,418.00	\$162,286.99	\$69,131.01	29.87%	
	NATIONAL AUDUBON SOCIETY, INC.	\$99,121.00	\$152,445.60	\$53,324.60-	-53.80%	
	NATIONAL BREAST CANCER COALITION	\$54,045.00	\$34,464.18	\$19,580.82	36.23%	
	NATIONAL GAY AND LESBIAN TASK FORCE FOUNDATION	\$42,766.00	\$21,936.76	\$20,829.24	48.71%	
	NATIONAL ORGANIZATION FOR WOMEN, INC.	\$197,315.28	\$154,636.73	\$42,678.55	21.63%	
	NATURAL RESOURCES DEFENSE COUNCIL, INC.	\$303,749.59	\$239,181.55	\$64,568.04	21.26%	
	OXFAM - AMERICA, INC.	\$97,483.31	\$73,812.95	\$23,670.36	24.28%	
	PEOPLE FOR THE ETHICAL TREATMENT OF ANIMALS, INC.	\$31,691.00	\$48,162.00	\$16,471.00-	-51.97%	
	PLANNED PARENTHOOD ACTION FUND, INC.	\$339,845.30	\$146,861.95	\$192,983.35	56.79%	
	PLANNED PARENTHOOD FEDERATION OF AMERICA, INC.	\$626,656.83	\$340,339.10	\$286,317.73	45.69%	

May Include additional amounts received by the charitable organization in excess of the calculated net proceeds.

* Indicates either a campaign longer than 1 year or multiple campaigns in which case the figures are aggregates based on multiple campaign financial reports filed.

Pennsylvania Department of State
Bureau of Charitable Organizations
2010 Annual Report

Appendix A

Campaign Financial Reports for Charitable Organizations
which used Professional Solicitors
Reports Filed between 09/11/2009 and 09/10/2010

Paid Solicitor	Charity	Gross Amount Raised From Public	Total Expenses	Total Amount Received # by Charity	Percentage To Charity	Average % to Charitie(s) by Solicitor
TELEFUND, INC.						55.15%
	SIERRA CLUB	\$1,679,516.60	\$484,362.43	\$1,195,154.17 *	71.16%	
	SOUTHERN POVERTY LAW CENTER, INC.	\$564,793.10	\$300,905.59	\$263,887.51	46.72%	
	THE AOPA FOUNDATION, INC.	\$425,500.00	\$204,545.03	\$220,954.97	51.93%	
	THE FOUNDATION FOR AIDS RESEARCH	\$86,653.00	\$60,577.44	\$26,075.56	30.09%	
	THE WILDERNESS SOCIETY	\$90,544.69	\$100,651.44	\$10,106.75-	-11.16%	
THE HERITAGE COMPANY, INC.						32.10%
	AMERICAN ASSOCIATION OF THE DEAF-BLIND	\$5,930,642.62	\$4,306,373.05	\$1,780,360.53 *	30.02%	
	CHILDREN'S WISH FOUNDATION INTERNATIONAL, INC.	\$18,887,503.15	\$13,439,082.83	\$5,860,116.04 *	31.03%	
	CHILDREN'S WISH FOUNDATION INTERNATIONAL, INC.	\$20,188,341.00	\$13,535,900.50	\$6,652,440.50 *	32.95%	
	ENLISTED ASSOCIATION OF THE NATIONAL GUARD OF THE U.S.	\$22,951,429.70	\$16,729,151.40	\$6,330,279.60 *	27.58%	
	NATIONAL CAREGIVING FOUNDATION	\$494,464.50	\$423,505.64	\$70,958.86	14.35%	
	NATIONAL COMMITTEE TO PRESERVE SOCIAL SECURITY AND MEDICARE	\$1,181.00	\$1,181.00	\$0.00	0.00%	
	NATIONAL GUARD ASSOCIATION OF PENNSYLVANIA	\$96,770.07	\$65,979.50	\$30,790.57 *	31.82%	
	THE NATIONAL CHILDREN'S CANCER SOCIETY, INC.	\$18,386,008.26	\$11,483,262.17	\$7,495,707.14 *	40.77%	
	VANISHED CHILDREN'S ALLIANCE	\$11,172,271.62	\$7,925,792.10	\$3,276,635.73 *	29.33%	
THE WEBSTER GROUP, INC.						48.13%
	PENTAGON MEMORIAL FUND, INC.	\$4,024,918.28	\$2,087,732.04	\$1,937,186.24	48.13%	

May Include additional amounts received by the charitable organization in excess of the calculated net proceeds.

* Indicates either a campaign longer than 1 year or multiple campaigns in which case the figures are aggregates based on multiple campaign financial reports filed.

Pennsylvania Department of State
Bureau of Charitable Organizations
2010 Annual Report

Appendix A

Campaign Financial Reports for Charitable Organizations
which used Professional Solicitors
Reports Filed between 09/11/2009 and 09/10/2010

Paid Solicitor	Charity	Gross Amount Raised From Public	Total Expenses	Total Amount Received # by Charity	Percentage To Charity	Average % to Charitie(s) by Solicitor
	THEODORE PRODUCTIONS, INC.					16.97%
	COLUMBIA NO. 1 FIRE DEPARTMENT	\$12,053.00	\$9,642.40	\$2,410.60	20.00%	
	COLUMBIA NO. 1 FIRE DEPARTMENT	\$12,534.00	\$10,027.20	\$2,506.80	20.00%	
	FRIENDS OF PA-TSA, INC.	\$10,087.00	\$8,613.95	\$1,473.05	14.60%	
	FRIENDSHIP ENGINE & HOSE COMPANY #1	\$11,308.00	\$10,854.80	\$2,000.00	17.69%	
	FRIENDSHIP ENGINE & HOSE COMPANY #1	\$19,554.00	\$16,970.90	\$3,023.10	15.46%	
	MINERSVILLE ROTARY CHARITIES, INC.	\$8,032.00	\$7,312.20	\$1,999.80	24.90%	
	MT. BETHEL PORTLAND MEMORIAL AMERICAN LEGION POST #216	\$6,191.00	\$5,262.35	\$1,078.65	17.42%	
	OXFORD ROTARY CLUB	\$15,257.00	\$13,338.45	\$1,918.55	12.57%	
	ROTARY CLUB OF KITTANNING	\$12,626.00	\$10,732.10	\$2,423.90	19.20%	
	ROUZERVILLE LIONS CLUB	\$17,099.00	\$14,534.15	\$2,583.85	15.11%	
	SAYRE-ATHENS LIONS CLUB	\$10,996.62	\$9,347.12	\$2,000.00	18.19%	
	SAYRE-ATHENS LIONS CLUB	\$12,650.00	\$10,752.50	\$2,402.50	18.99%	
	SHAMOKIN DAM LIONS CLUB, INC.	\$17,105.00	\$14,558.50	\$2,696.50	15.76%	
	STATE COLLEGE AREA JAYCEES	\$9,685.00	\$8,262.15	\$1,588.85	16.41%	
	THE OPTIMIST CLUB OF GETTYSBURG, INC.	\$18,292.00	\$15,327.68	\$3,378.32	18.47%	
	WEST EARL LIONS CLUB	\$7,216.00	\$6,402.60	\$1,000.00	13.86%	
	WEST EARL LIONS CLUB	\$8,674.00	\$7,372.90	\$1,301.10	15.00%	

May Include additional amounts received by the charitable organization in excess of the calculated net proceeds.

* Indicates either a campaign longer than 1 year or multiple campaigns in which case the figures are aggregates based on multiple campaign financial reports filed.

Pennsylvania Department of State
Bureau of Charitable Organizations
2010 Annual Report

Appendix A

Campaign Financial Reports for Charitable Organizations
which used Professional Solicitors
Reports Filed between 09/11/2009 and 09/10/2010

Paid Solicitor	Charity	Gross Amount Raised From Public	Total Expenses	Total Amount Received # by Charity	Percentage To Charity	Average % to Charitie(s) by Solicitor
THEODORE PRODUCTIONS, INC.						16.97%
	WEST HAZLETON FIRE, HOSE, HOOK AND LADDER CO #1	\$7,030.00	\$5,624.00	\$1,406.00	20.00%	
	WOMEN'S CLUB OF MEADVILLE	\$19,834.00	\$17,401.20	\$2,885.80	14.55%	
TREASURE STATE DEVELOPMENT CORPORATION						65.91%
	NATIONAL RIGHT TO LIFE COMMITTEE, INC.	\$1,990,428.00	\$656,841.24	\$1,333,586.76 *	67.00%	
	PENNSYLVANIA PRO-LIFE FEDERATION, INC.	\$793,693.66	\$292,183.55	\$501,510.11 *	63.19%	
VEHICLE DONATION PROCESSING CENTER, INC.						17.68%
	BUTLER COUNTY HUMANE SOCIETY	\$23,859.50	\$15,537.25	\$8,322.25 *	34.88%	
	CANCER RECOVERY FOUNDATION OF AMERICA	\$28,540.00	\$18,869.75	\$9,670.25 *	33.88%	
	KIDNEY FOUNDATION OF CENTRAL PENNSYLVANIA	\$59,564.75	\$43,750.12	\$15,814.63 *	26.55%	
	MULTIPLE SCLEROSIS FOUNDATION, INC.	\$1,131,549.50	\$947,916.52	\$183,632.98 *	16.23%	
	PENNSYLVANIA COUNCIL OF THE BLIND	\$117,200.00	\$94,012.57	\$23,187.43 *	19.78%	

May Include additional amounts received by the charitable organization in excess of the calculated net proceeds.

* Indicates either a campaign longer than 1 year or multiple campaigns in which case the figures are aggregates based on multiple campaign financial reports filed.

Pennsylvania Department of State
Bureau of Charitable Organizations
2010 Annual Report

Appendix A

Campaign Financial Reports for Charitable Organizations
which used Professional Solicitors
Reports Filed between 09/11/2009 and 09/10/2010

Paid Solicitor	Charity	Gross Amount Raised From Public	Total Expenses	Total Amount Received # by Charity	Percentage To Charity	Average % to Charitie(s) by Solicitor
XENTEL, INC.						16.97%
	AMVETS AMERICAN VETERANS	\$22,128,605.77	\$19,265,824.59	\$2,862,781.18	*	12.94%
	MILITARY ORDER OF THE PURPLE HEART SERVICE FOUNDATION, INC.	\$5,666,266.84	\$4,466,266.84	\$1,200,000.00	*	21.18%
	NATIONAL ASSOCIATION OF POLICE ATHLETIC/ACTIVITIES LEAGUES, INC.	\$15,682,839.18	\$12,808,438.32	\$3,600,000.16	*	22.96%
	PENNSYLVANIA PROFESSIONAL FIRE FIGHTERS ASSOCIATION	\$1,961,583.00	\$1,789,278.48	\$361,185.21	*	18.41%
	PENNSYLVANIA PROFESSIONAL FIRE FIGHTERS ASSOCIATION	\$124,346.00	\$131,644.80	\$17,570.40		14.13%
	THE COMMITTEE FOR MISSING CHILDREN, INC.	\$6,209,141.79	\$5,464,044.78	\$745,097.01	*	12.00%
Campaign Financial Reports Received:		552	\$907,689,105.20	\$515,815,036.05	\$394,772,179.59	

May Include additional amounts received by the charitable organization in excess of the calculated net proceeds.

* Indicates either a campaign longer than 1 year or multiple campaigns in which case the figures are aggregates based on multiple campaign financial reports filed.

**Pennsylvania Department of State
Bureau of Charitable Organizations
2010 Annual Report**



Appendix B

**Campaign Financial Reports for Charitable Organizations
That Used Professional Solicitors**

Sorted by Charities

Pennsylvania Department of State
Bureau of Charitable Organizations
2010 Annual Report

Appendix B

Campaign Financial Reports for Charitable Organizations
which used Professional Solicitors
Reports Filed between 09/11/2009 and 09/10/2010

Charity	Paid Solicitor	Gross Amount Raised From Public	Total Expenses	Total Amount Received # by Charity	Percentage To Charity	Average % to Charity from Solicitor(s)
"FEEDING AMERICA"						92.50%
	COINSTAR, INC.	\$8,786.24	\$659.14	\$8,127.10 *	92.50%	
	MDS COMMUNICATIONS CORPORATION	\$0.00	\$0.00	\$0.00	0.00%	
9 TO 5, NAT'L ASSOCIATION OF WORKING WOMEN						73.02%
	HUDSON BAY COMPANY OF ILLINOIS, INC.	\$29,832.00	\$8,048.11	\$21,783.89	73.02%	
AAUW ACTION FUND, INC						-194.09%
	TELEFUND, INC.	\$31,376.00	\$92,272.96	\$60,896.96-	-194.09%	
AIRCRAFT OWNERS AND PILOTS ASSOCIATION						54.87%
	TELEFUND, INC.	\$143,062.00	\$64,558.00	\$78,504.00	54.87%	
ALLENTOWN CENTRAL CATHOLIC HIGH SCHOOL						18.12%
	RUFFALOCODY, LLC	\$22,899.00	\$18,750.53	\$4,148.47	18.12%	
ALLIANCE DEFENSE FUND, INC.						19.40%
	STRATEGIC FUNDRAISING, INC.	\$277,765.00	\$223,890.00	\$53,875.00 *	19.40%	
ALZHEIMER'S DISEASE & RELATED DISORDERS ASSN., INC.						41.36%
	INFOCISION MANAGEMENT CORPORATION	\$3,597,855.02	\$2,109,688.70	\$1,488,166.32	41.36%	
AMERICAN ASSOCIATION OF STATE TROOPERS, INC.						18.13%
	STATEWIDE APPEAL, INC.	\$532,255.44	\$435,753.29	\$96,502.15	18.13%	

May Include additional amounts received by the charitable organization in excess of the calculated net proceeds.

* Indicates either a campaign longer than 1 year or multiple campaigns in which case the figures are aggregates based on multiple campaign financial reports filed.

Pennsylvania Department of State
Bureau of Charitable Organizations
2010 Annual Report

Appendix B

Campaign Financial Reports for Charitable Organizations
which used Professional Solicitors
Reports Filed between 09/11/2009 and 09/10/2010

Charity	Paid Solicitor	Gross Amount Raised From Public	Total Expenses	Total Amount Received # by Charity	Percentage To Charity	Average % to Charity from Solicitor(s)
AMERICAN ASSOCIATION OF THE DEAF-BLIND						30.02%
	THE HERITAGE COMPANY, INC.	\$5,930,642.62	\$4,306,373.05	\$1,780,360.53 *	30.02%	
AMERICAN ASSOCIATION OF UNIVERSITY WOMEN, INC.						28.95%
	OUTREACH ASSOCIATES, INC.	\$132,827.00	\$94,374.00	\$38,453.00	28.95%	
AMERICAN BIBLE SOCIETY						52.22%
	MDS COMMUNICATIONS CORPORATION	\$110,341.00	\$52,717.00	\$57,624.00	52.22%	
AMERICAN CANCER SOCIETY, INC.						34.13%
	INFOCISION MANAGEMENT CORPORATION	\$8,624,282.04	\$5,680,572.73	\$2,943,709.31	34.13%	
AMERICAN CIVIL LIBERTIES UNION FOUNDATION, INC. (ACLUF)						72.34%
	TELEFUND, INC.	\$634,707.32	\$175,584.42	\$459,122.90	72.34%	

May Include additional amounts received by the charitable organization in excess of the calculated net proceeds.

* Indicates either a campaign longer than 1 year or multiple campaigns in which case the figures are aggregates based on multiple campaign financial reports filed.

Pennsylvania Department of State
Bureau of Charitable Organizations
2010 Annual Report

Appendix B

Campaign Financial Reports for Charitable Organizations
which used Professional Solicitors
Reports Filed between 09/11/2009 and 09/10/2010

Charity	Paid Solicitor	Gross Amount Raised From Public	Total Expenses	Total Amount Received # by Charity	Percentage To Charity	Average % to Charity from Solicitor(s)
AMERICAN CIVIL LIBERTIES UNION, INC.						36.18%
	GORDON & SCHWENKMEYER, INC.	\$2,800.00	\$11,815.16	\$9,015.16-	-321.97%	
	GRASSROOTS CAMPAIGNS, INC.	\$119,919.00	\$141,660.00	\$21,741.00-	-18.13%	
	GRASSROOTS CAMPAIGNS, INC.	\$52,042.00	\$63,720.00	\$11,678.00-	-22.44%	
	GRASSROOTS CAMPAIGNS, INC.	\$222,739.25	\$262,620.00	\$39,880.75-	-17.90%	
	HARRIS DIRECT	\$233,889.00	\$127,924.00	\$105,965.00	45.31%	
	OUTREACH ASSOCIATES, INC.	\$0.00	\$0.00	\$0.00	0.00%	
	PUBLIC INTEREST COMMUNICATIONS, INC.	\$290,093.00	\$188,307.00	\$101,786.00	35.09%	
	TELEFUND, INC.	\$2,193,599.43	\$1,191,847.50	\$1,001,751.93	45.67%	
AMERICAN COUNCIL OF THE BLIND						23.37%
	INTEGRAL RESOURCES, INC.	\$2,621,284.38	\$2,008,736.02	\$612,548.36 *	23.37%	
AMERICAN DIABETES ASSOCIATION, INC.						55.47%
	INFOCISION MANAGEMENT CORPORATION	\$2,849,093.88	\$1,268,616.06	\$1,580,477.82	55.47%	
AMERICAN FAMILY ASSOCIATION, INC.						-77.01%
	CAPITOL RESOURCES, INC.	\$480.00	\$849.64	\$369.64-	-77.01%	
AMERICAN FOUNDATION FOR CHILDREN WITH AIDS, INC.						19.12%
	COURTESY HEALTH WATCH, INC.	\$2,002,667.00	\$1,619,855.80	\$382,811.20 *	19.12%	

May Include additional amounts received by the charitable organization in excess of the calculated net proceeds.

* Indicates either a campaign longer than 1 year or multiple campaigns in which case the figures are aggregates based on multiple campaign financial reports filed.

Pennsylvania Department of State
Bureau of Charitable Organizations
2010 Annual Report

Appendix B

Campaign Financial Reports for Charitable Organizations
which used Professional Solicitors
Reports Filed between 09/11/2009 and 09/10/2010

Charity	Paid Solicitor	Gross Amount Raised From Public	Total Expenses	Total Amount Received # by Charity	Percentage To Charity	Average % to Charity from Solicitor(s)
AMERICAN FOUNDATION FOR DISABLED CHILDREN, INC.						11.24%
	COMMUNITY SUPPORT, INC.	\$965,613.34	\$857,074.30	\$108,539.04 *	11.24%	
AMERICAN FOUNDATION FOR THE BLIND, INC.						-134.46%
	TELEFUND, INC.	\$2,014.00	\$4,722.00	\$2,708.00-	-134.46%	
AMERICAN FRIENDS SERVICE COMMITTEE						48.69%
	SHARE GROUP, INC.	\$74,083.00	\$38,011.00	\$36,072.00	48.69%	
AMERICAN HEART ASSOCIATION, INC.						55.04%
	INFOCISION MANAGEMENT CORPORATION	\$13,735,514.76	\$6,174,976.05	\$7,560,538.71	55.04%	
AMERICAN INSTITUTE FOR CANCER RESEARCH						28.18%
	INFOCISION MANAGEMENT CORPORATION	\$8,892,001.60	\$6,366,788.99	\$2,525,212.61	28.40%	
	INFOCISION MANAGEMENT CORPORATION	\$1,027,981.53	\$757,751.49	\$270,230.04	26.29%	
AMERICAN ISRAEL PUBLIC AFFAIRS COMMITTEE						76.14%
	SIEGEL MARKETING GROUP, INC.	\$298,169.07	\$71,151.99	\$227,017.08	76.14%	
AMERICAN LEBANESE SYRIAN ASSOCIATED CHARITIES, INC.						7.43%
	FUNDRAISING INITIATIVES, INC.	\$201,283.00	\$350,901.60	\$133,714.60-	-66.43%	
	MDS COMMUNICATIONS CORPORATION	\$608,067.00	\$414,179.00	\$193,888.00	31.89%	
AMERICAN LEPROSY MISSIONS, INC.						55.02%
	MDS COMMUNICATIONS CORPORATION	\$216,815.00	\$97,513.00	\$119,302.00	55.02%	

May Include additional amounts received by the charitable organization in excess of the calculated net proceeds.

* Indicates either a campaign longer than 1 year or multiple campaigns in which case the figures are aggregates based on multiple campaign financial reports filed.

Pennsylvania Department of State
Bureau of Charitable Organizations
2010 Annual Report

Appendix B

Campaign Financial Reports for Charitable Organizations
which used Professional Solicitors
Reports Filed between 09/11/2009 and 09/10/2010

Charity	Paid Solicitor	Gross Amount Raised From Public	Total Expenses	Total Amount Received # by Charity	Percentage To Charity	Average % to Charity from Solicitor(s)
AMERICAN LUNG ASSOCIATION						16.22%
	INFOCISION MANAGEMENT CORPORATION	\$5,157,099.10	\$4,200,519.30	\$956,579.80	18.55%	
	STRATEGIC FUNDRAISING, INC.	\$1,224,167.00	\$1,145,966.00	\$78,201.00 *	6.39%	
AMERICAN POLICE AND SHERIFF'S ASSOCIATION, INC.						10.00%
	COMMUNITY SUPPORT, INC.	\$450,429.55	\$405,386.60	\$45,042.95	10.00%	
AMERICAN SOCIETY FOR PREVENTION OF CRUELTY TO ANIMALS						80.24%
	DONOR SERVICES GROUP, LLC	\$4,212,184.75	\$931,418.00	\$3,280,766.75	77.89%	
	INFOCISION MANAGEMENT CORPORATION	\$172,203.34	\$101,738.64	\$70,464.70	40.92%	
	TELEFUND, INC.	\$5,656,471.00	\$950,777.65	\$4,705,693.35	83.19%	
AMERICANS UNITED FOR LIFE, INC.						74.54%
	CAPITOL RESOURCES, INC.	\$733,996.69	\$186,870.35	\$547,126.34	74.54%	
AMERICANS UNITED FOR SEPARATION OF CHURCH AND STATE						5.31%
	OUTREACH ASSOCIATES, INC.	\$21,745.00	\$20,591.00	\$1,154.00	5.31%	
AMERICARES FOUNDATION, INC.						82.73%
	DONOR SERVICES GROUP, LLC	\$1,418,261.52	\$244,952.52	\$1,173,309.00	82.73%	

May Include additional amounts received by the charitable organization in excess of the calculated net proceeds.

* Indicates either a campaign longer than 1 year or multiple campaigns in which case the figures are aggregates based on multiple campaign financial reports filed.

Pennsylvania Department of State
Bureau of Charitable Organizations
2010 Annual Report

Appendix B

Campaign Financial Reports for Charitable Organizations
which used Professional Solicitors
Reports Filed between 09/11/2009 and 09/10/2010

Charity	Paid Solicitor	Gross Amount Raised From Public	Total Expenses	Total Amount Received # by Charity	Percentage To Charity	Average % to Charity from Solicitor(s)
AMNESTY INTERNATIONAL OF THE U.S.A., INC.						19.79%
	GORDON & SCHWENKMEYER, INC.	\$172,046.00	\$144,664.00	\$27,382.00	15.92%	
	PUBLIC INTEREST COMMUNICATIONS, INC.	\$369,416.00	\$237,755.00	\$131,661.00	35.64%	
	TELEFUND, INC.	\$567,059.11	\$506,756.50	\$60,302.61	10.63%	
AMVETS AMERICAN VETERANS						12.94%
	XENTEL, INC.	\$22,128,605.77	\$19,265,824.59	\$2,862,781.18 *	12.94%	
AMVETS DEPARTMENT OF PENNSYLVANIA SERVICE FOUNDATION						20.00%
	KAISER DIRECT LLC	\$98,132.80	\$78,506.24	\$19,626.56 *	20.00%	
ANTI-DEFAMATION LEAGUE OF B'NAI B'RITH						47.85%
	INTEGRAL RESOURCES, INC.	\$62,992.48	\$48,508.29	\$14,484.19	22.99%	
	SHARE GROUP, INC.	\$271,811.00	\$126,090.00	\$145,721.00	53.61%	
AOPA AIR SAFETY FOUNDATION						47.47%
	TELEFUND, INC.	\$102,153.00	\$53,665.00	\$48,488.00	47.47%	
ARIZONA MEMORIAL MUSEUM ASSOCIATION						92.49%
	COINSTAR, INC.	\$243.39	\$18.27	\$225.12 *	92.49%	
ASSOCIATED ARTISTS OF PITTSBURGH						95.02%
	LENORA VESIO D/B/A CLARITY STRATEGIC CONSULTING	\$140,650.00	\$7,000.00	\$133,650.00	95.02%	

May Include additional amounts received by the charitable organization in excess of the calculated net proceeds.

* Indicates either a campaign longer than 1 year or multiple campaigns in which case the figures are aggregates based on multiple campaign financial reports filed.

Pennsylvania Department of State
Bureau of Charitable Organizations
2010 Annual Report

Appendix B

Campaign Financial Reports for Charitable Organizations
which used Professional Solicitors
Reports Filed between 09/11/2009 and 09/10/2010

Charity	Paid Solicitor	Gross Amount Raised From Public	Total Expenses	Total Amount Received # by Charity	Percentage To Charity	Average % to Charity from Solicitor(s)
ASSOCIATION FOR POLICE OFFICERS						15.00%
	MENACOLA MARKETING, INC.	\$210,372.00	\$178,816.20	\$31,555.80	15.00%	
ASSOCIATION OF THE GRADUATES OF THE UNITED STATE MILITARY ACADEMY						81.53%
	IDC, LTD.	\$1,958,432.17	\$361,669.21	\$1,596,762.96	81.53%	
AUTISM SPECTRUM DISORDER FOUNDATION, INC.						5.15%
	INFOCISION MANAGEMENT CORPORATION	\$1,165,728.40	\$1,105,728.40	\$60,000.00	5.15%	
B'NAI B'RITH						27.24%
	TELEFUND, INC.	\$195,218.00	\$142,038.78	\$53,179.22 *	27.24%	
BALTIMORE SYMPHONY ORCHESTRA, INC.						71.58%
	DCM, INC.	\$719,422.26	\$204,427.10	\$514,995.16	71.58%	
BERKS CITY-COUNTY JUNIOR BASEBALL LEAGUE						30.00%
	SMITH-FREEMAN & ASSOCIATES	\$17,813.90	\$12,469.73	\$5,344.17	30.00%	
BERKS COUNTY OUTSTANDING YOUNG WOMAN INC.						46.44%
	TELE-PUBLICATIONS	\$28,785.00	\$15,831.75	\$13,368.25	46.44%	
BIG 33 SCHOLARSHIP FOUNDATION, INC.						82.94%
	MARKET STREET SPORTS GROUP, LLC	\$158,899.00	\$27,104.00	\$131,795.00	82.94%	
BIG BROTHERS AND SISTERS OF CRAWFORD COUNTY, INC.						51.70%
	SALVAGE DIRECT, INC.	\$4,510.00	\$2,178.50	\$2,331.50 *	51.70%	

May Include additional amounts received by the charitable organization in excess of the calculated net proceeds.

* Indicates either a campaign longer than 1 year or multiple campaigns in which case the figures are aggregates based on multiple campaign financial reports filed.

Pennsylvania Department of State
Bureau of Charitable Organizations
2010 Annual Report

Appendix B

Campaign Financial Reports for Charitable Organizations
which used Professional Solicitors
Reports Filed between 09/11/2009 and 09/10/2010

Charity	Paid Solicitor	Gross Amount Raised From Public	Total Expenses	Total Amount Received # by Charity	Percentage To Charity	Average % to Charity from Solicitor(s)
BLANDON LIONS CLUB						50.00%
	SMITH-FREEMAN & ASSOCIATES	\$3,110.00	\$1,555.00	\$1,555.00	50.00%	
BLOOMSBURG UNIVERSITY FOUNDATION, INC.						33.08%
	RUFFALOCODY, LLC	\$197,290.00	\$132,025.99	\$65,264.01	33.08%	
BRADY CAMPAIGN TO PREVENT GUN VIOLENCE						38.80%
	GORDON & SCHWENKMEYER, INC.	\$359,582.00	\$230,736.96	\$128,845.04 *	35.83%	
	OUTREACH ASSOCIATES, INC.	\$80,347.00	\$55,262.00	\$25,085.00	31.22%	
	SHARE GROUP, INC.	\$138,697.00	\$68,798.00	\$69,899.00	50.40%	
	TELEFUND, INC.	\$4,918.00	\$2,329.00	\$2,589.00	52.64%	
BREAD FOR THE WORLD, INC.						2.55%
	SHARE GROUP, INC.	\$182,457.00	\$177,798.00	\$4,659.00	2.55%	
BULLDOG BASEBALL DUGOUT CLUB						30.00%
	SMITH-FREEMAN & ASSOCIATES	\$10,060.00	\$7,042.00	\$3,018.00	30.00%	
BUTLER COUNTY HUMANE SOCIETY						34.88%
	VEHICLE DONATION PROCESSING CENTER, INC.	\$23,859.50	\$15,537.25	\$8,322.25 *	34.88%	
CAMPAIGN FOR FRESH AIR AND CLEAN POLITICS						54.92%
	HUDSON BAY COMPANY OF ILLINOIS, INC.	\$63,426.93	\$28,590.96	\$34,835.97 *	54.92%	

May Include additional amounts received by the charitable organization in excess of the calculated net proceeds.

* Indicates either a campaign longer than 1 year or multiple campaigns in which case the figures are aggregates based on multiple campaign financial reports filed.

Pennsylvania Department of State
Bureau of Charitable Organizations
2010 Annual Report

Appendix B

Campaign Financial Reports for Charitable Organizations
which used Professional Solicitors
Reports Filed between 09/11/2009 and 09/10/2010

Charity	Paid Solicitor	Gross Amount Raised From Public	Total Expenses	Total Amount Received # by Charity	Percentage To Charity	Average % to Charity from Solicitor(s)
CANCER CENTER FOR DETECTION AND PREVENTION						29.28%
	BEE, L.C.	\$327,191.02	\$287,118.58	\$40,072.44	12.25%	
	MIDWEST PUBLISHING - DN, INC.	\$1,499,750.93	\$1,004,833.12	\$494,917.81	33.00%	
CANCER FUND OF AMERICA, INC.						12.85%
	BEE, L.C.	\$750,162.24	\$654,362.62	\$95,799.62 *	12.77%	
	INSIGHT TELE-SERVICES, INC.	\$54,208.17	\$46,619.89	\$7,588.28	14.00%	
CANCER RECOVERY FOUNDATION OF AMERICA						19.33%
	CONTRACT COMMUNICATIONS, INC.	\$10,082,265.00	\$8,240,600.00	\$1,841,665.00 *	18.27%	
	STRATEGIC FUNDRAISING, INC.	\$785,480.00	\$530,962.00	\$254,518.00 *	32.40%	
	VEHICLE DONATION PROCESSING CENTER, INC.	\$28,540.00	\$18,869.75	\$9,670.25 *	33.88%	
CARING FOR OUR CHILDREN FOUNDATION						10.00%
	MIDWEST PUBLISHING - DN, INC.	\$914,708.83	\$823,237.95	\$91,470.88 *	10.00%	
	PREFERRED COMMUNITY SERVICES, INC.	\$0.00	\$0.00	\$0.00	0.00%	
CARNEGIE HALL SOCIETY, INC.						73.90%
	SD&A TELESERVICES, INC.	\$1,526,874.00	\$398,588.00	\$1,128,286.00	73.90%	
CARNEGIE INSTITUTE						61.53%
	COMNET MARKETING GROUP, INC.	\$8,850.00	\$8,559.39	\$290.61	3.28%	
	DCM, INC.	\$879,323.00	\$333,099.95	\$546,223.05	62.12%	

May Include additional amounts received by the charitable organization in excess of the calculated net proceeds.

* Indicates either a campaign longer than 1 year or multiple campaigns in which case the figures are aggregates based on multiple campaign financial reports filed.

Pennsylvania Department of State
Bureau of Charitable Organizations
2010 Annual Report

Appendix B

Campaign Financial Reports for Charitable Organizations
which used Professional Solicitors
Reports Filed between 09/11/2009 and 09/10/2010

Charity	Paid Solicitor	Gross Amount Raised From Public	Total Expenses	Total Amount Received # by Charity	Percentage To Charity	Average % to Charity from Solicitor(s)
CATHOLIC RELIEF SERVICES U.S. CATHOLIC CONFERENCE, INC.						47.73%
	MDS COMMUNICATIONS CORPORATION	\$660,516.00	\$345,220.00	\$315,296.00	47.73%	
CATHOLIC RELIEF SERVICES UNITED STATES CATHOLIC CONFERENCE OF CATHOL						66.67%
	INFOCISION MANAGEMENT CORPORATION	\$1,479,914.49	\$493,233.27	\$986,681.22	66.67%	
CENTER FOR AMERICAN HOMELESS VETERANS						42.36%
	TELE-RESPONSE CENTER, INC.	\$851,772.66	\$490,936.66	\$360,836.00 *	42.36%	
CENTER FOR BIOLOGICAL DIVERSITY, INC.						33.20%
	TELEFUND, INC.	\$50,511.51	\$33,743.06	\$16,768.45	33.20%	
CENTRAL WESTMORELAND HABITAT FOR HUMANITY, INC.						47.38%
	SALVAGE DIRECT, INC.	\$4,000.00	\$2,150.00	\$1,895.00 *	47.38%	
CHERRYTREE TOWNSHIP VOLUNTEER FIRE DEPARTMENT						30.00%
	SALVAGE DIRECT, INC.	\$150.00	\$127.50	\$45.00	30.00%	
CHILD QUEST INTERNATIONAL, INC.						89.97%
	ESB TRADING COMPANY, L.L.C.	\$212,436.80	\$21,316.92	\$191,119.88 *	89.97%	
CHILDHOOD LEUKEMIA FOUNDATION, INC.						23.88%
	KAISER DIRECT LLC	\$135,739.35	\$103,318.10	\$32,421.25 *	23.88%	

May Include additional amounts received by the charitable organization in excess of the calculated net proceeds.

* Indicates either a campaign longer than 1 year or multiple campaigns in which case the figures are aggregates based on multiple campaign financial reports filed.

Pennsylvania Department of State
Bureau of Charitable Organizations
2010 Annual Report

Appendix B

Campaign Financial Reports for Charitable Organizations
which used Professional Solicitors
Reports Filed between 09/11/2009 and 09/10/2010

Charity	Paid Solicitor	Gross Amount Raised From Public	Total Expenses	Total Amount Received # by Charity	Percentage To Charity	Average % to Charity from Solicitor(s)
CHILDREN INTERNATIONAL						-28.89%
	DIALOGUEDIRECT, INC.	\$1,711,844.00	\$777,060.00	\$934,784.00	54.61%	
	DIALOGUEDIRECT, INC.	\$2,691,281.00	\$2,350,845.00	\$340,436.00 *	12.65%	
	DIALOGUEDIRECT, INC.	\$3,528,757.00	\$7,095,770.00	\$3,567,013.00-	-101.08%	
CHILDREN'S DEFENSE FUND						-57.73%
	PUBLIC INTEREST COMMUNICATIONS, INC.	\$12,382.00	\$19,530.00	\$7,148.00-	-57.73%	
CHILDREN'S HOSPITAL FOUNDATION						-121.26%
	IDC, LTD.	\$406,307.16	\$899,010.68	\$492,703.52- *	-121.26%	
CHILDREN'S LEUKEMIA RESEARCH ASSOCIATION, INC.						19.49%
	COURTESY HEALTH WATCH, INC.	\$3,946,607.00	\$3,177,301.72	\$769,305.28 *	19.49%	
CHILDREN'S WISH FOUNDATION INTERNATIONAL, INC.						32.02%
	THE HERITAGE COMPANY, INC.	\$18,887,503.15	\$13,439,082.83	\$5,860,116.04 *	31.03%	
	THE HERITAGE COMPANY, INC.	\$20,188,341.00	\$13,535,900.50	\$6,652,440.50 *	32.95%	
CHILDRENS CANCER FUND OF AMERICA INC						34.34%
	BEE, L.C.	\$49,419.84	\$32,449.32	\$16,970.52 *	34.34%	
CHILDRENS CANCER FUND OF AMERICA, INC.						15.44%
	PREFERRED COMMUNITY SERVICES, INC.	\$170,285.51	\$143,986.38	\$26,299.13 *	15.44%	

May Include additional amounts received by the charitable organization in excess of the calculated net proceeds.

* Indicates either a campaign longer than 1 year or multiple campaigns in which case the figures are aggregates based on multiple campaign financial reports filed.

Pennsylvania Department of State
Bureau of Charitable Organizations
2010 Annual Report

Appendix B

Campaign Financial Reports for Charitable Organizations
which used Professional Solicitors
Reports Filed between 09/11/2009 and 09/10/2010

Charity	Paid Solicitor	Gross Amount Raised From Public	Total Expenses	Total Amount Received # by Charity	Percentage To Charity	Average % to Charity from Solicitor(s)
CHRISTIAN ADVOCATES SERVING EVANGELISM, INC.						63.66%
	DONOR CARE CENTER, INC.	\$557,020.58	\$509,905.51	\$47,115.07	8.46%	
	INFOCISION MANAGEMENT CORPORATION	\$7,627,828.09	\$2,029,002.27	\$5,598,825.82	73.40%	
	MDS COMMUNICATIONS CORPORATION	\$770,511.00	\$715,578.00	\$54,933.00	7.13%	
CHRISTIAN APPALACHIAN PROJECT, INC.						77.71%
	PUBLIC INTEREST COMMUNICATIONS, INC.	\$595,069.00	\$132,665.00	\$462,404.00	77.71%	
CHRISTIAN CHILDREN'S FUND, INC.						82.39%
	INFOCISION MANAGEMENT CORPORATION	\$1,317,302.58	\$231,979.65	\$1,085,322.93	82.39%	
CHRISTIAN COALITION						29.20%
	MDS COMMUNICATIONS CORPORATION	\$80,266.00	\$56,832.00	\$23,434.00	29.20%	
CITIZENS UNITED						20.08%
	INFOCISION MANAGEMENT CORPORATION	\$4,979,040.48	\$3,979,040.48	\$1,000,000.00	20.08%	
CITYTEAM MINISTRIES						63.86%
	MDS COMMUNICATIONS CORPORATION	\$312,189.00	\$118,552.00	\$193,637.00	62.03%	
	STRATEGIC FUNDRAISING, INC.	\$144,011.00	\$46,340.00	\$97,671.00	67.82%	
CIVIC LIGHT OPERA ASSOCIATION OF PITTSBURGH						9.61%
	DCM, INC.	\$55,225.00	\$49,916.25	\$5,308.75	9.61%	

May Include additional amounts received by the charitable organization in excess of the calculated net proceeds.

* Indicates either a campaign longer than 1 year or multiple campaigns in which case the figures are aggregates based on multiple campaign financial reports filed.

Pennsylvania Department of State
Bureau of Charitable Organizations
2010 Annual Report

Appendix B

Campaign Financial Reports for Charitable Organizations
which used Professional Solicitors
Reports Filed between 09/11/2009 and 09/10/2010

Charity	Paid Solicitor	Gross Amount Raised From Public	Total Expenses	Total Amount Received # by Charity	Percentage To Charity	Average % to Charity from Solicitor(s)
CIVIL WAR PRESERVATION TRUST						41.86%
	PUBLIC INTEREST COMMUNICATIONS, INC.	\$154,059.60	\$89,565.86	\$64,493.74	41.86%	
COALITION AGAINST BREAST CANCER, INC.						20.00%
	KAISER DIRECT LLC	\$143,186.84	\$114,549.47	\$28,637.37 *	20.00%	
COALITION FOR A CONSERVATIVE MAJORITY, INC.						0.00%
	INFOCISION MANAGEMENT CORPORATION	\$3,929.00	\$3,929.00	\$0.00	0.00%	
COLONIAL CHAPTER OF THE PARALYZED VETERANS OF AMERICA, INC.						13.78%
	MIDWEST PUBLISHING - DN, INC.	\$163,870.00	\$148,641.44	\$22,584.11 *	13.78%	
COLUMBIA NO. 1 FIRE DEPARTMENT						20.00%
	THEODORE PRODUCTIONS, INC.	\$12,053.00	\$9,642.40	\$2,410.60	20.00%	
	THEODORE PRODUCTIONS, INC.	\$12,534.00	\$10,027.20	\$2,506.80	20.00%	
COMMON CAUSE						37.41%
	PUBLIC INTEREST COMMUNICATIONS, INC.	\$167,316.00	\$112,860.00	\$54,456.00	32.55%	
	TELEFUND, INC.	\$63,215.00	\$31,424.50	\$31,790.50	50.29%	
COMMON CAUSE / PENNSYLVANIA						61.34%
	PUBLIC INTEREST COMMUNICATIONS, INC.	\$18,379.00	\$7,104.72	\$11,274.28	61.34%	
COMPASSION AND CHOICES						-19.44%
	TELEFUND, INC.	\$52,234.00	\$62,390.76	\$10,156.76-	-19.44%	

May Include additional amounts received by the charitable organization in excess of the calculated net proceeds.

* Indicates either a campaign longer than 1 year or multiple campaigns in which case the figures are aggregates based on multiple campaign financial reports filed.

Pennsylvania Department of State
Bureau of Charitable Organizations
2010 Annual Report

Appendix B

Campaign Financial Reports for Charitable Organizations
which used Professional Solicitors
Reports Filed between 09/11/2009 and 09/10/2010

Charity	Paid Solicitor	Gross Amount Raised From Public	Total Expenses	Total Amount Received # by Charity	Percentage To Charity	Average % to Charity from Solicitor(s)
CONCERNED WOMEN FOR AMERICA						27.43%
	INFOCISION MANAGEMENT CORPORATION	\$2,840,948.20	\$2,061,644.50	\$779,303.70	27.43%	
CONCERNED WOMEN FOR AMERICA, LEGISLATIVE ACTION COMMITTEE (LAC)						0.00%
	INFOCISION MANAGEMENT CORPORATION	\$1,219,511.43	\$1,219,511.43	\$0.00	0.00%	
CONSUMERS UNION OF UNITED STATES, INC.						58.09%
	OUTREACH ASSOCIATES, INC.	\$450,615.00	\$188,860.00	\$261,755.00	58.09%	
COOPERATIVE FOR ASSISTANCE AND RELIEF EVERYWHERE, INC.						54.78%
	MDS COMMUNICATIONS CORPORATION	\$2,169,084.00	\$1,012,782.00	\$1,156,302.00	53.31%	
	PUBLIC INTEREST COMMUNICATIONS, INC.	\$111,715.00	\$37,512.00	\$74,203.00	66.42%	
	SHARE GROUP, INC.	\$117,254.00	\$34,111.00	\$83,143.00	70.91%	
COPS FOR KIDS, INC.						10.00%
	COMMUNITY SUPPORT, INC.	\$35,939.00	\$32,345.10	\$3,593.90	10.00%	
CORAL RIDGE MINISTRIES MEDIA, INC.						12.71%
	INFOCISION MANAGEMENT CORPORATION	\$1,633,333.00	\$1,425,685.12	\$207,647.88	12.71%	
CORPORATE ACCOUNTABILITY INTERNATIONAL						-108.07%
	ARIA COMMUNICATIONS CORPORATION	\$2,622.00	\$5,455.60	\$2,833.60-	-108.07%	
D.A.R.E AMERICA						0.00%
	PRIMETIME ENTERPRISES, INC.	\$0.00	\$0.00	\$0.00	0.00%	

May Include additional amounts received by the charitable organization in excess of the calculated net proceeds.

* Indicates either a campaign longer than 1 year or multiple campaigns in which case the figures are aggregates based on multiple campaign financial reports filed.

Pennsylvania Department of State
Bureau of Charitable Organizations
2010 Annual Report

Appendix B

Campaign Financial Reports for Charitable Organizations
which used Professional Solicitors
Reports Filed between 09/11/2009 and 09/10/2010

Charity	Paid Solicitor	Gross Amount Raised From Public	Total Expenses	Total Amount Received # by Charity	Percentage To Charity	Average % to Charity from Solicitor(s)
D.B. COACHES ASSOCIATION						32.00%
	SMITH-FREEMAN & ASSOCIATES	\$10,050.00	\$6,834.00	\$3,216.00	32.00%	
DEFEAT DIABETES FOUNDATION, INC.						20.00%
	PREFERRED COMMUNITY SERVICES, INC.	\$25,744.50	\$20,595.60	\$5,148.90 *	20.00%	
DEFENDERS OF WILDLIFE						33.65%
	DONOR SERVICES GROUP, LLC	\$29,537.00	\$39,470.00	\$9,933.00-	-33.63%	
	HARRIS DIRECT	\$349,475.00	\$349,382.25	\$92.75 *	0.03%	
	PUBLIC INTEREST COMMUNICATIONS, INC.	\$1,389,783.00	\$784,697.00	\$605,086.00	43.54%	
DEFENDERS OF WILDLIFE ACTION FUND						-11.84%
	DONOR SERVICES GROUP, LLC	\$21,697.00	\$25,955.00	\$4,258.00-	-19.62%	
	SHARE GROUP, INC.	\$48,128.00	\$52,140.00	\$4,012.00-	-8.34%	
DISABLED FIREFIGHTERS FOUNDATION						15.00%
	EMPIRE GROUP MARKETING, LLC	\$83,879.50	\$71,297.58	\$12,581.92 *	15.00%	
DISABLED POLICE OFFICERS COUNSELING CENTER, INC.						10.05%
	COMMUNITY SUPPORT, INC.	\$533,915.14	\$480,240.05	\$53,675.09 *	10.05%	
DISABLED POLICE OFFICERS OF AMERICA, INC.						10.00%
	COMMUNITY SUPPORT, INC.	\$511,980.45	\$460,782.41	\$51,198.04 *	10.00%	

May Include additional amounts received by the charitable organization in excess of the calculated net proceeds.

* Indicates either a campaign longer than 1 year or multiple campaigns in which case the figures are aggregates based on multiple campaign financial reports filed.

Pennsylvania Department of State
Bureau of Charitable Organizations
2010 Annual Report

Appendix B

Campaign Financial Reports for Charitable Organizations
which used Professional Solicitors
Reports Filed between 09/11/2009 and 09/10/2010

Charity	Paid Solicitor	Gross Amount Raised From Public	Total Expenses	Total Amount Received # by Charity	Percentage To Charity	Average % to Charity from Solicitor(s)
DISABLED VETERANS NATIONAL FOUNDATION						29.67%
	DONOR SERVICES GROUP, LLC	\$143,202.00	\$100,707.00	\$42,495.00	29.67%	
DOCTORS WITHOUT BORDERS, USA, INC/MEDECINS SANS FRONTIERES USA, INC.						68.24%
	HARRIS DIRECT	\$7,936,521.00	\$2,521,030.85	\$5,415,490.15 *	68.24%	
DUBOIS RENAISSANCE, INC.						20.00%
	COMMUNITY HELPERS, INC.	\$17,420.00	\$13,936.00	\$3,484.00	20.00%	
EARTH JUSTICE						6.68%
	HARRIS DIRECT	\$12,781.00	\$9,085.50	\$3,695.50 *	28.91%	
	OUTREACH ASSOCIATES, INC.	\$102,180.00	\$74,738.00	\$27,442.00	26.86%	
	TELEFUND, INC.	\$48,026.00	\$68,278.88	\$20,252.88-	-42.17%	
EASTER SEALS, INC.						1.55%
	INFOCISION MANAGEMENT CORPORATION	\$732,328.00	\$691,334.97	\$40,993.03	5.60%	
	TELE-RESPONSE CENTER, INC.	\$103,313.61	\$131,365.95	\$28,052.34-	-27.15%	
EDINBORO UNIVERSITY FOUNDATION						-6.04%
	RUFFALOCODY, LLC	\$16,749.00	\$17,760.14	\$1,011.14-	-6.04%	
EMMAUS 3-POINT CLUB						30.00%
	SMITH-FREEMAN & ASSOCIATES	\$4,813.00	\$3,369.10	\$1,443.90	30.00%	

May Include additional amounts received by the charitable organization in excess of the calculated net proceeds.

* Indicates either a campaign longer than 1 year or multiple campaigns in which case the figures are aggregates based on multiple campaign financial reports filed.

Pennsylvania Department of State
Bureau of Charitable Organizations
2010 Annual Report

Appendix B

Campaign Financial Reports for Charitable Organizations
which used Professional Solicitors
Reports Filed between 09/11/2009 and 09/10/2010

Charity	Paid Solicitor	Gross Amount Raised From Public	Total Expenses	Total Amount Received # by Charity	Percentage To Charity	Average % to Charity from Solicitor(s)
EMMAUS HOME RUN CLUB						30.00%
	SMITH-FREEMAN & ASSOCIATES	\$4,325.00	\$3,027.50	\$1,297.50	30.00%	
ENLISTED ASSOCIATION OF THE NATIONAL GUARD OF THE U.S.						27.58%
	THE HERITAGE COMPANY, INC.	\$22,951,429.70	\$16,729,151.40	\$6,330,279.60 *	27.58%	
ENVIRONMENTAL DEFENSE ACTION FUND						47.08%
	OUTREACH ASSOCIATES, INC.	\$88,902.00	\$47,046.00	\$41,856.00	47.08%	
ENVIRONMENTAL DEFENSE FUND, INC.						63.02%
	OUTREACH ASSOCIATES, INC.	\$244,034.00	\$78,909.00	\$165,125.00	67.66%	
	PUBLIC INTEREST COMMUNICATIONS, INC.	\$117,525.20	\$69,582.57	\$47,942.63	40.79%	
	TELEFUND, INC.	\$262,085.59	\$82,154.10	\$179,931.49	68.65%	
EXETER BASKETBALL BOOSTERS						31.65%
	SMITH-FREEMAN & ASSOCIATES	\$11,820.00	\$8,079.00	\$3,741.00	31.65%	
EXETER HIGH SCHOOL FOOTBALL PARENTS CLUB						38.38%
	SMITH-FREEMAN & ASSOCIATES	\$17,525.00	\$10,798.75	\$6,726.25	38.38%	
EXETER HIGH SCHOOL GIRLS SOCCER BOOSTERS						30.00%
	SMITH-FREEMAN & ASSOCIATES	\$6,508.00	\$4,555.60	\$1,952.40	30.00%	
FAITH AND FREEDOM COALITION, INC.						0.00%
	MDS COMMUNICATIONS CORPORATION	\$0.00	\$0.00	\$0.00	0.00%	

May Include additional amounts received by the charitable organization in excess of the calculated net proceeds.

* Indicates either a campaign longer than 1 year or multiple campaigns in which case the figures are aggregates based on multiple campaign financial reports filed.

Pennsylvania Department of State
Bureau of Charitable Organizations
2010 Annual Report

Appendix B

Campaign Financial Reports for Charitable Organizations
which used Professional Solicitors
Reports Filed between 09/11/2009 and 09/10/2010

Charity	Paid Solicitor	Gross Amount Raised From Public	Total Expenses	Total Amount Received # by Charity	Percentage To Charity	Average % to Charity from Solicitor(s)
FAMILY RESEARCH COUNCIL						8.15%
	MDS COMMUNICATIONS CORPORATION	\$212,072.00	\$194,794.00	\$17,278.00	8.15%	
FAMILY RESEARCH COUNCIL ACTION						13.53%
	MDS COMMUNICATIONS CORPORATION	\$181,142.00	\$156,637.00	\$24,505.00	13.53%	
FARM SANCTUARY, INC.						13.76%
	ARIA COMMUNICATIONS CORPORATION	\$1,503.00	\$4,364.06	\$2,861.06-	-190.36%	
	TELEFUND, INC.	\$63,638.00	\$51,813.50	\$11,824.50	18.58%	
FIREFIGHTERS CHARITABLE FOUNDATION						14.54%
	COMMUNITY SUPPORT, INC.	\$84,825.00	\$72,101.25	\$12,723.75 *	15.00%	
	EMPIRE GROUP MARKETING, LLC	\$47,839.00	\$40,663.15	\$7,175.85	15.00%	
	MENACOLA MARKETING, INC.	\$88,874.00	\$77,691.85	\$11,182.15 *	12.58%	
	MIDWEST PUBLISHING - DN, INC.	\$1,276,522.55	\$1,085,044.17	\$191,478.38 *	15.00%	
	STATEWIDE APPEAL, INC.	\$283,217.57	\$246,721.75	\$36,495.82 *	12.89%	
FIREFIGHTERS SUPPORT FOUNDATION, INC.						10.00%
	COMMUNITY SUPPORT, INC.	\$5,411,037.93	\$4,869,934.14	\$541,103.79 *	10.00%	
FIREMEN'S ASSOCIATION OF THE STATE OF PENNSYLVANIA						12.28%
	CIVIC DEVELOPMENT GROUP, LLC	\$25,830,202.00	\$23,144,110.00	\$3,167,222.42 *	12.26%	
	OUTREACH CALLING	\$166,219.97	\$141,286.97	\$24,933.00	15.00%	

May Include additional amounts received by the charitable organization in excess of the calculated net proceeds.

* Indicates either a campaign longer than 1 year or multiple campaigns in which case the figures are aggregates based on multiple campaign financial reports filed.

Pennsylvania Department of State
Bureau of Charitable Organizations
2010 Annual Report

Appendix B

Campaign Financial Reports for Charitable Organizations
which used Professional Solicitors
Reports Filed between 09/11/2009 and 09/10/2010

Charity	Paid Solicitor	Gross Amount Raised From Public	Total Expenses	Total Amount Received # by Charity	Percentage To Charity	Average % to Charity from Solicitor(s)
FOOD & WATER WATCH						40.83%
	HUDSON BAY COMPANY OF ILLINOIS, INC.	\$23,062.99	\$7,610.05	\$15,452.94 *	67.00%	
	TELEFUND, INC.	\$2,045.76	\$7,247.98	\$5,202.22-	-254.29%	
FOOD FOR THE HUNGRY, INC.						40.69%
	STRATEGIC FUNDRAISING, INC.	\$829,744.00	\$492,127.00	\$337,617.00 *	40.69%	
FOOD FOR THE POOR, INC.						-39.96%
	STRATEGIC FUNDRAISING, INC.	\$1,002,636.00	\$1,403,283.00	\$400,647.00-	-39.96%	
FOOD INDUSTRY CRUSADE AGAINST HUNGER						92.50%
	COINSTAR, INC.	\$2,541.66	\$190.74	\$2,350.92 *	92.50%	
FOUNDATION FOR NATIONAL PROGRESS (FNP)						27.62%
	TELEFUND, INC.	\$133,311.00	\$96,485.39	\$36,825.61	27.62%	
FREE LIBRARY OF PHILADELPHIA FOUNDATION						28.35%
	SD&A TELESERVICES, INC.	\$15,110.00	\$10,827.00	\$4,283.00	28.35%	
FRENCH CREEK COUNCIL, BOY SCOUTS OF AMERICA						53.32%
	SALVAGE DIRECT, INC.	\$4,750.00	\$2,262.50	\$2,532.50 *	53.32%	
FRICK ART & HISTORICAL CENTER, INC.						55.54%
	COMNET MARKETING GROUP, INC.	\$27,912.00	\$12,410.28	\$15,501.72 *	55.54%	

May Include additional amounts received by the charitable organization in excess of the calculated net proceeds.

* Indicates either a campaign longer than 1 year or multiple campaigns in which case the figures are aggregates based on multiple campaign financial reports filed.

Pennsylvania Department of State
Bureau of Charitable Organizations
2010 Annual Report

Appendix B

Campaign Financial Reports for Charitable Organizations
which used Professional Solicitors
Reports Filed between 09/11/2009 and 09/10/2010

Charity	Paid Solicitor	Gross Amount Raised From Public	Total Expenses	Total Amount Received # by Charity	Percentage To Charity	Average % to Charity from Solicitor(s)
FRIENDS OF PA-TSA, INC.						14.60%
	THEODORE PRODUCTIONS, INC.	\$10,087.00	\$8,613.95	\$1,473.05	14.60%	
FRIENDS OF THE ORPHANS						-51.22%
	SD&A TELESERVICES, INC.	\$6,794.00	\$10,274.00	\$3,480.00-	-51.22%	
FRIENDS OF THE TOM RIDGE CENTER						-1002.43%
	BRAIN GAIN, LLC	\$3,638.00	\$40,106.41	\$36,468.41-	-1002.43%	
FRIENDSHIP ENGINE & HOSE COMPANY #1						16.28%
	THEODORE PRODUCTIONS, INC.	\$11,308.00	\$10,854.80	\$2,000.00	17.69%	
	THEODORE PRODUCTIONS, INC.	\$19,554.00	\$16,970.90	\$3,023.10	15.46%	
GALAPAGOS CONSERVANCY, INC.						48.66%
	TELEFUND, INC.	\$51,009.00	\$26,186.30	\$24,822.70	48.66%	
GAY & LESBIAN ALLIANCE AGAINST DEFAMATION, INC.						22.94%
	SD&A TELESERVICES, INC.	\$194,325.50	\$149,741.30	\$44,584.20	22.94%	
GAY MEN'S HEALTH CRISIS, INC.						47.90%
	ARIA COMMUNICATIONS CORPORATION	\$53,871.50	\$28,065.53	\$25,805.97	47.90%	
GEISINGER HEALTH SYSTEM FOUNDATION						-43.56%
	RUFFALOCODY, LLC	\$140,826.48	\$202,174.02	\$61,347.54-	-43.56%	

May Include additional amounts received by the charitable organization in excess of the calculated net proceeds.

* Indicates either a campaign longer than 1 year or multiple campaigns in which case the figures are aggregates based on multiple campaign financial reports filed.

Pennsylvania Department of State
Bureau of Charitable Organizations
2010 Annual Report

Appendix B

Campaign Financial Reports for Charitable Organizations
which used Professional Solicitors
Reports Filed between 09/11/2009 and 09/10/2010

Charity	Paid Solicitor	Gross Amount Raised From Public	Total Expenses	Total Amount Received # by Charity	Percentage To Charity	Average % to Charity from Solicitor(s)
GIBRALTAR FIRE CO., NO 1						40.00%
	SMITH-FREEMAN & ASSOCIATES	\$16,680.00	\$10,008.00	\$6,672.00	40.00%	
GLSEN, INC.						51.88%
	TELEFUND, INC.	\$22,693.11	\$10,918.85	\$11,774.26	51.88%	
GOODWILL STEAM FIRE COMPANY - #1 OF POTTSTOWN						23.85%
	PUBLIC SAFETY PROMOTIONS OF PENNSYLVANIA, INC.	\$25,340.00	\$19,296.00	\$6,044.00	23.85%	
GREATER CANONSBURG LIBRARY ASSOC						94.44%
	STABILE COMMUNICATIONS	\$2,866,760.65	\$159,314.50	\$2,707,446.15 *	94.44%	
GREATER SCRANTON JAYCEES, INC.						30.00%
	LORI LESNESKY	\$45,317.00	\$31,721.90	\$13,595.10	30.00%	
GREENPEACE FUND, INC.						55.88%
	DONOR SERVICES GROUP, LLC	\$8,987.00	\$3,965.00	\$5,022.00	55.88%	
GREENPEACE, INC.						34.01%
	DONOR SERVICES GROUP, LLC	\$587,558.00	\$361,781.00	\$225,777.00	38.43%	
	PUBLIC INTEREST COMMUNICATIONS, INC.	\$234,323.00	\$180,584.00	\$53,739.00	22.93%	
HABITAT FOR HUMANITY - INTERNATIONAL, INC.						22.59%
	INFOCISION MANAGEMENT CORPORATION	\$958,386.86	\$710,113.60	\$248,273.26	25.91%	
	STRATEGIC FUNDRAISING, INC.	\$107,989.00	\$115,368.00	\$7,379.00-	-6.83%	

May Include additional amounts received by the charitable organization in excess of the calculated net proceeds.

* Indicates either a campaign longer than 1 year or multiple campaigns in which case the figures are aggregates based on multiple campaign financial reports filed.

Pennsylvania Department of State
Bureau of Charitable Organizations
2010 Annual Report

Appendix B

Campaign Financial Reports for Charitable Organizations
which used Professional Solicitors
Reports Filed between 09/11/2009 and 09/10/2010

Charity	Paid Solicitor	Gross Amount Raised From Public	Total Expenses	Total Amount Received # by Charity	Percentage To Charity	Average % to Charity from Solicitor(s)
HARRISBURG AREA COMMUNITY COLLEGE						69.63%
	J. MILITO & ASSOCIATES, INC.	\$11,186.00	\$3,397.40	\$7,788.60	69.63%	
HEALTHY SCHOOLS CAMPAIGN						50.96%
	HUDSON BAY COMPANY OF ILLINOIS, INC.	\$16,119.50	\$7,905.14	\$8,214.36	50.96%	
HEART SUPPORT OF AMERICA, INC.						17.43%
	BEE, L.C.	\$371,634.93	\$306,149.77	\$65,485.16	17.62%	
	PREFERRED COMMUNITY SERVICES, INC.	\$19,954.00	\$17,170.62	\$2,783.38 *	13.95%	
HOLT INTERNATIONAL CHILDREN'S SERVICES, INC.						63.20%
	MDS COMMUNICATIONS CORPORATION	\$51,795.00	\$19,063.00	\$32,732.00	63.20%	
HOLY NAME YOUTH FOOTBALL						30.00%
	SMITH-FREEMAN & ASSOCIATES	\$8,495.00	\$5,946.50	\$2,548.50	30.00%	
HORNET HOOPS PARENTS BOOSTER CLUB						30.00%
	SMITH-FREEMAN & ASSOCIATES	\$10,680.00	\$7,476.00	\$3,204.00	30.00%	
HUMAN RIGHTS CAMPAIGN, INC.						14.09%
	DONOR SERVICES GROUP, LLC	\$705,790.00	\$405,406.06	\$300,383.94	42.56%	
	TELEFUND, INC.	\$363,179.50	\$512,979.78	\$149,800.28-	-41.25%	
HUMANE SOCIETY LEGISLATIVE FUND						3.45%
	SHARE GROUP, INC.	\$41,339.00	\$39,911.00	\$1,428.00	3.45%	

May Include additional amounts received by the charitable organization in excess of the calculated net proceeds.

* Indicates either a campaign longer than 1 year or multiple campaigns in which case the figures are aggregates based on multiple campaign financial reports filed.

Pennsylvania Department of State
Bureau of Charitable Organizations
2010 Annual Report

Appendix B

Campaign Financial Reports for Charitable Organizations
which used Professional Solicitors
Reports Filed between 09/11/2009 and 09/10/2010

Charity	Paid Solicitor	Gross Amount Raised From Public	Total Expenses	Total Amount Received # by Charity	Percentage To Charity	Average % to Charity from Solicitor(s)
HYDETOWN VOLUNTEER FIRE DEPARTMENT						47.56%
	SALVAGE DIRECT, INC.	\$1,720.00	\$902.00	\$818.00 *	47.56%	
IMMANUEL CHRISTIAN SCHOOL						66.86%
	CORNERSTONE CONSULTING GROUP, LLC	\$30,610.00	\$10,142.83	\$20,467.17	66.86%	
INDIANA LIONS CLUB						10.00%
	COMMUNITY HELPERS, INC.	\$23,498.00	\$21,148.20	\$2,349.80	10.00%	
INTERNATIONAL CAMPAIGN FOR TIBET						15.04%
	PUBLIC INTEREST COMMUNICATIONS, INC.	\$29,635.00	\$25,179.00	\$4,456.00	15.04%	
INTERNATIONAL FELLOWSHIP OF CHRISTIANS AND JEWS, INC.						39.54%
	INFOCISION MANAGEMENT CORPORATION	\$550,268.75	\$332,696.43	\$217,572.32	39.54%	
INTERNATIONAL FUND FOR ANIMAL WELFARE, INC.						-1.74%
	SHARE GROUP, INC.	\$50,447.42	\$51,322.79	\$875.37-	-1.74%	
INTERNATIONAL RESCUE COMMITTEE, INC.						-198.68%
	TELEFUND, INC.	\$92,884.00	\$277,425.41	\$184,541.41-	-198.68%	
ITALIAN COLUMBUS DAY CELEBRATION COMMITTEE						30.00%
	SMITH-FREEMAN & ASSOCIATES	\$4,030.00	\$2,821.00	\$1,209.00	30.00%	
ITALIAN HERITAGE COUNCIL OF BERKS COUNTY						35.00%
	SMITH-FREEMAN & ASSOCIATES	\$6,762.00	\$4,395.30	\$2,366.70	35.00%	

May Include additional amounts received by the charitable organization in excess of the calculated net proceeds.

* Indicates either a campaign longer than 1 year or multiple campaigns in which case the figures are aggregates based on multiple campaign financial reports filed.

Pennsylvania Department of State
Bureau of Charitable Organizations
2010 Annual Report

Appendix B

Campaign Financial Reports for Charitable Organizations
which used Professional Solicitors
Reports Filed between 09/11/2009 and 09/10/2010

Charity	Paid Solicitor	Gross Amount Raised From Public	Total Expenses	Total Amount Received # by Charity	Percentage To Charity	Average % to Charity from Solicitor(s)
JANE GOODALL INSTITUTE FOR WILDLIFE RESEARCH, EDUCATION & CONSERVATIC						19.75%
	DONOR SERVICES GROUP, LLC	\$207,183.00	\$164,764.00	\$42,419.00 *	20.47%	
	HARRIS DIRECT	\$3,423.00	\$4,237.25	\$814.25-	-23.79%	
JEANNETTE LIONS CLUB						10.45%
	ALLAN C. HILL PRODUCTIONS, INC.	\$26,878.50	\$24,190.65	\$2,687.85	10.00%	
	COMMUNITY HELPERS, INC.	\$18,622.80	\$16,553.60	\$2,069.20	11.11%	
JEWISH FAMILY AND CHILDREN'S SERVICE OF GREATER PHILA, INC.						59.98%
	CHARITABLE AUTO RESOURCES, INC.	\$159,870.00	\$63,979.50	\$95,890.50 *	59.98%	
JEWISH FAMILY SERVICE OF GREATER HARRISBURG, INC.						51.62%
	CHARITABLE AUTO RESOURCES, INC.	\$990.00	\$479.00	\$511.00	51.62%	
JEWISH FAMILY SERVICE OF GREATER WILKES-BARRE						57.46%
	CHARITABLE AUTO RESOURCES, INC.	\$2,400.00	\$1,021.00	\$1,379.00 *	57.46%	
JEWISH FAMILY SERVICE OF LACKAWANNA COUNTY						59.31%
	CHARITABLE AUTO RESOURCES, INC.	\$1,375.00	\$559.50	\$815.50 *	59.31%	
JEWISH FEDERATION OF GREATER PHILADELPHIA						80.82%
	SIEGEL MARKETING GROUP, INC.	\$234,529.00	\$44,975.34	\$189,553.66	80.82%	
JEWISH NATIONAL FUND (KEREN KAYEMETH LEISRAEL) INC. - N.Y.						16.01%
	INFOCISION MANAGEMENT CORPORATION	\$58,294.10	\$48,963.00	\$9,331.10	16.01%	

May Include additional amounts received by the charitable organization in excess of the calculated net proceeds.

* Indicates either a campaign longer than 1 year or multiple campaigns in which case the figures are aggregates based on multiple campaign financial reports filed.

Pennsylvania Department of State
Bureau of Charitable Organizations
2010 Annual Report

Appendix B

Campaign Financial Reports for Charitable Organizations
which used Professional Solicitors
Reports Filed between 09/11/2009 and 09/10/2010

Charity	Paid Solicitor	Gross Amount Raised From Public	Total Expenses	Total Amount Received # by Charity	Percentage To Charity	Average % to Charity from Solicitor(s)
JEWISH VOICE MINISTRIES INTERNATIONAL						70.40%
	MDS COMMUNICATIONS CORPORATION	\$593,185.00	\$175,565.00	\$417,620.00	70.40%	
JUDICIAL WATCH, INC.						-5.79%
	DONOR CARE CENTER, INC.	\$32,508.22	\$34,389.87	\$1,881.65-	-5.79%	
KEYSTONE PARALYZED VETERANS OF AMERICA						13.92%
	AMERICAN THRIFT CENTER, LLC	\$779,580.00	\$732,822.00	\$46,758.00	6.00%	
	CIVIC DEVELOPMENT GROUP, LLC	\$7,482,155.00	\$6,523,686.00	\$1,103,306.00 *	14.75%	
KIDNEY FOUNDATION OF CENTRAL PENNSYLVANIA						26.55%
	VEHICLE DONATION PROCESSING CENTER, INC.	\$59,564.75	\$43,750.12	\$15,814.63 *	26.55%	
KIDS WISH NETWORK, INC.						12.00%
	COMMUNITY SUPPORT, INC.	\$866,852.07	\$762,829.82	\$104,022.25	12.00%	
	INSIGHT TELE-SERVICES, INC.	\$35,135.17	\$30,918.95	\$4,216.22	12.00%	
	INSIGHT TELE-SERVICES, INC.	\$18,561.50	\$16,334.12	\$2,227.38	12.00%	
KUTZTOWN HIGH SCHOOL GIRLS BASKETBALL						30.00%
	SMITH-FREEMAN & ASSOCIATES	\$12,115.00	\$8,480.50	\$3,634.50	30.00%	
LAMBDA LEGAL DEFENSE AND EDUCATION FUND, INC.						21.94%
	SHARE GROUP, INC.	\$107,324.00	\$86,856.00	\$20,468.00	19.07%	
	SHARE GROUP, INC.	\$59,206.00	\$43,137.00	\$16,069.00	27.14%	

May Include additional amounts received by the charitable organization in excess of the calculated net proceeds.

* Indicates either a campaign longer than 1 year or multiple campaigns in which case the figures are aggregates based on multiple campaign financial reports filed.

Pennsylvania Department of State
Bureau of Charitable Organizations
2010 Annual Report

Appendix B

Campaign Financial Reports for Charitable Organizations
which used Professional Solicitors
Reports Filed between 09/11/2009 and 09/10/2010

Charity	Paid Solicitor	Gross Amount Raised From Public	Total Expenses	Total Amount Received # by Charity	Percentage To Charity	Average % to Charity from Solicitor(s)
LEAGUE OF CONSERVATION VOTERS, INC.						16.79%
	GORDON & SCHWENKMEYER, INC.	\$19,056.00	\$15,179.74	\$3,876.26	20.34%	
	GORDON & SCHWENKMEYER, INC.	\$53,726.00	\$36,516.35	\$17,209.65	32.03%	
	GRASSROOTS CAMPAIGNS, INC.	\$0.00	\$0.00	\$0.00	0.00%	
	INTEGRAL RESOURCES, INC.	\$229,515.90	\$229,515.90	\$0.00	0.00%	
	PUBLIC INTEREST COMMUNICATIONS, INC.	\$142,908.00	\$81,985.00	\$60,923.00	42.63%	
	TELEFUND, INC.	\$41,336.00	\$41,637.93	\$301.93-	-0.73%	
LEAGUE OF WOMEN VOTERS OF THE UNITED STATES						33.96%
	GORDON & SCHWENKMEYER, INC.	\$23,050.00	\$16,970.01	\$6,079.99	26.38%	
	OUTREACH ASSOCIATES, INC.	\$162,653.00	\$101,539.00	\$61,114.00	37.57%	
	TELEFUND, INC.	\$6,508.00	\$8,425.00	\$1,917.00-	-29.46%	
LEUKEMIA & LYMPHOMA SOCIETY						62.27%
	AMERICALIST / DIVISION OF HAINES & COMPANY	\$2,508,144.00	\$987,252.62	\$1,520,891.38	60.64%	
	COINSTAR, INC.	\$471,391.13	\$35,415.15	\$435,975.98 *	92.49%	
	INFOCISION MANAGEMENT CORPORATION	\$26,022,697.00	\$9,919,843.26	\$16,102,853.74 *	61.88%	
LIBERTY COUNSEL, INC.						31.94%
	MDS COMMUNICATIONS CORPORATION	\$45,962.00	\$31,281.00	\$14,681.00	31.94%	

May Include additional amounts received by the charitable organization in excess of the calculated net proceeds.

* Indicates either a campaign longer than 1 year or multiple campaigns in which case the figures are aggregates based on multiple campaign financial reports filed.

Pennsylvania Department of State
Bureau of Charitable Organizations
2010 Annual Report

Appendix B

Campaign Financial Reports for Charitable Organizations
which used Professional Solicitors
Reports Filed between 09/11/2009 and 09/10/2010

Charity	Paid Solicitor	Gross Amount Raised From Public	Total Expenses	Total Amount Received # by Charity	Percentage To Charity	Average % to Charity from Solicitor(s)
LU LU SHRINE A.A.O.N.M.S.						32.78%
	TELE-RESPONSE CENTER, INC.	\$165,869.23	\$111,505.41	\$54,363.82 *	32.78%	
LUTHERAN WORLD RELIEF, INC.						83.73%
	MDS COMMUNICATIONS CORPORATION	\$198,508.00	\$32,301.00	\$166,207.00	83.73%	
MANSFIELD UNIVERSITY FOUNDATION, INC.						59.30%
	RUFFALOCODY, LLC	\$199,446.00	\$92,663.65	\$106,782.35	53.54%	
	RUFFALOCODY, LLC	\$192,957.00	\$67,055.46	\$125,901.54	65.25%	
MARCH OF DIMES BIRTH DEFECTS FOUNDATION						92.50%
	COINSTAR, INC.	\$5,214.38	\$391.14	\$4,823.24 *	92.50%	
MARCH OF DIMES FOUNDATION						57.40%
	AMERICALIST / DIVISION OF HAINES & COMPANY	\$6,419,807.16	\$2,570,996.55	\$3,848,810.61	59.95%	
	INFOCISION MANAGEMENT CORPORATION	\$7,154,945.64	\$3,212,294.00	\$3,942,651.64	55.10%	
	SHARED PROGRESS, INC.	\$1,125.90	\$1,936.57	\$902.90	80.19%	
MEDIA RESEARCH CENTER						0.00%
	INFOCISION MANAGEMENT CORPORATION	\$11,137.75	\$11,137.75	\$0.00	0.00%	
MEDICAL SUPPORT ASSOCIATION, INC.						11.22%
	COMMUNITY SUPPORT, INC.	\$3,977,236.67	\$3,581,722.72	\$395,513.95 *	9.94%	
	COURTESY HEALTH WATCH, INC.	\$2,838,397.00	\$2,469,405.39	\$368,991.61 *	13.00%	

May Include additional amounts received by the charitable organization in excess of the calculated net proceeds.

* Indicates either a campaign longer than 1 year or multiple campaigns in which case the figures are aggregates based on multiple campaign financial reports filed.

Pennsylvania Department of State
Bureau of Charitable Organizations
2010 Annual Report

Appendix B

Campaign Financial Reports for Charitable Organizations
which used Professional Solicitors
Reports Filed between 09/11/2009 and 09/10/2010

Charity	Paid Solicitor	Gross Amount Raised From Public	Total Expenses	Total Amount Received # by Charity	Percentage To Charity	Average % to Charity from Solicitor(s)
MEDICALERT FOUNDATION UNITED STATES						21.45%
	IDC, LTD.	\$194,792.15	\$153,012.94	\$41,779.21	21.45%	
MEMORIAL SLOAN - KETTERING CANCER CENTER						21.37%
	DONOR SERVICES GROUP, LLC	\$468,145.00	\$368,101.00	\$100,044.00	21.37%	
MERCY CORPS						36.00%
	DONOR SERVICES GROUP, LLC	\$116,936.00	\$202,716.00	\$85,780.00-	-73.36%	
	MDS COMMUNICATIONS CORPORATION	\$610,496.00	\$262,858.00	\$347,638.00	56.94%	
MILITARY ORDER OF THE PURPLE HEART SERVICE FOUNDATION, INC.						26.37%
	PENNSYLVANIA DONOR SERVICES, LLC	\$6,937,771.06	\$4,813,910.40	\$2,123,860.66 *	30.61%	
	XENTEL, INC.	\$5,666,266.84	\$4,466,266.84	\$1,200,000.00 *	21.18%	
MINERSVILLE ROTARY CHARITIES, INC.						24.90%
	THEODORE PRODUCTIONS, INC.	\$8,032.00	\$7,312.20	\$1,999.80	24.90%	
MIRACLE FLIGHTS FOR KIDS						38.11%
	TELE-RESPONSE CENTER, INC.	\$3,411,319.93	\$2,179,259.45	\$1,232,060.48 *	36.12%	
	TELE-RESPONSE CENTER, INC.	\$47,643.50	\$20,972.63	\$26,670.87	55.98%	
	TELE-RESPONSE CENTER, INC.	\$628,951.51	\$329,750.67	\$299,200.84	47.57%	

May Include additional amounts received by the charitable organization in excess of the calculated net proceeds.

* Indicates either a campaign longer than 1 year or multiple campaigns in which case the figures are aggregates based on multiple campaign financial reports filed.

Pennsylvania Department of State
Bureau of Charitable Organizations
2010 Annual Report

Appendix B

Campaign Financial Reports for Charitable Organizations
which used Professional Solicitors
Reports Filed between 09/11/2009 and 09/10/2010

Charity	Paid Solicitor	Gross Amount Raised From Public	Total Expenses	Total Amount Received # by Charity	Percentage To Charity	Average % to Charity from Solicitor(s)
MOTHERS AGAINST DRUNK DRIVING						5.02%
	DIALAMERICA MARKETING, INC.	\$910,340.14	\$825,878.65	\$84,461.49 *	9.28%	
	PUBLIC INTEREST COMMUNICATIONS, INC.	\$87,107.00	\$121,488.00	\$34,381.00-	-39.47%	
MT. BETHEL PORTLAND MEMORIAL AMERICAN LEGION POST #216						17.42%
	THEODORE PRODUCTIONS, INC.	\$6,191.00	\$5,262.35	\$1,078.65	17.42%	
MULTIPLE SCLEROSIS ASSOCIATION OF AMERICA, INC.						5.89%
	STRATEGIC FUNDRAISING, INC.	\$398,181.00	\$374,735.00	\$23,446.00	5.89%	
MULTIPLE SCLEROSIS FOUNDATION, INC.						16.23%
	VEHICLE DONATION PROCESSING CENTER, INC.	\$1,131,549.50	\$947,916.52	\$183,632.98 *	16.23%	
MULTIPLE SCLEROSIS SERVICE SOCIETY						51.40%
	CHARITABLE AUTO RESOURCES, INC.	\$1,210.00	\$588.05	\$621.95	51.40%	

May Include additional amounts received by the charitable organization in excess of the calculated net proceeds.

* Indicates either a campaign longer than 1 year or multiple campaigns in which case the figures are aggregates based on multiple campaign financial reports filed.

Pennsylvania Department of State
Bureau of Charitable Organizations
2010 Annual Report

Appendix B

Campaign Financial Reports for Charitable Organizations
which used Professional Solicitors
Reports Filed between 09/11/2009 and 09/10/2010

Charity	Paid Solicitor	Gross Amount Raised From Public	Total Expenses	Total Amount Received # by Charity	Percentage To Charity	Average % to Charity from Solicitor(s)
NARAL PRO-CHOICE AMERICA						18.55%
	DONOR SERVICES GROUP, LLC	\$407,152.00	\$252,862.00	\$154,290.00	37.89%	
	GORDON & SCHWENKMEYER, INC.	\$1,146,910.01	\$1,089,995.19	\$56,914.82 *	4.96%	
	GORDON & SCHWENKMEYER, INC.	\$296,867.00	\$236,517.60	\$60,349.40	20.33%	
	HARRIS DIRECT	\$54,418.00	\$65,952.00	\$11,534.00-	-21.20%	
	SD&A TELESERVICES, INC.	\$10,650.00	\$17,447.00	\$6,797.00-	-63.82%	
	SHARE GROUP, INC.	\$272,680.00	\$146,022.00	\$126,658.00	46.45%	
	TELEFUND, INC.	\$231,418.00	\$162,286.99	\$69,131.01	29.87%	
NATIONAL ARBOR DAY FOUNDATION						0.00%
	INFOCISION MANAGEMENT CORPORATION	\$920.00	\$920.00	\$0.00	0.00%	
	RMG USA, INC.	\$5,886.00	\$5,886.00	\$0.00	0.00%	
NATIONAL ASSOCIATION FOR THE ADVANCEMENT OF COLORED PEOPLE						36.70%
	SHARE GROUP, INC.	\$523,473.00	\$331,338.00	\$192,135.00	36.70%	
NATIONAL ASSOCIATION OF POLICE ATHLETIC/ACTIVITIES LEAGUES, INC.						22.96%
	XENTEL, INC.	\$15,682,839.18	\$12,808,438.32	\$3,600,000.16 *	22.96%	
NATIONAL AUDUBON SOCIETY, INC.						-82.60%
	SHARE GROUP, INC.	\$26,282.00	\$76,540.00	\$50,258.00-	-191.23%	
	TELEFUND, INC.	\$99,121.00	\$152,445.60	\$53,324.60-	-53.80%	

May Include additional amounts received by the charitable organization in excess of the calculated net proceeds.

* Indicates either a campaign longer than 1 year or multiple campaigns in which case the figures are aggregates based on multiple campaign financial reports filed.

Pennsylvania Department of State
Bureau of Charitable Organizations
2010 Annual Report

Appendix B

Campaign Financial Reports for Charitable Organizations
which used Professional Solicitors
Reports Filed between 09/11/2009 and 09/10/2010

Charity	Paid Solicitor	Gross Amount Raised From Public	Total Expenses	Total Amount Received # by Charity	Percentage To Charity	Average % to Charity from Solicitor(s)
NATIONAL AVIARY IN PITTSBURGH, INC.						89.89%
	IGH ASSOCIATES	\$653,369.00	\$133,610.00	\$519,759.00	79.55%	
	IGH ASSOCIATES	\$2,495,975.00	\$184,800.00	\$2,311,175.00	92.60%	
NATIONAL BREAST CANCER COALITION						36.23%
	TELEFUND, INC.	\$54,045.00	\$34,464.18	\$19,580.82	36.23%	
NATIONAL CAREGIVING FOUNDATION						14.35%
	THE HERITAGE COMPANY, INC.	\$494,464.50	\$423,505.64	\$70,958.86	14.35%	
NATIONAL CHILDREN'S LEUKEMIA FOUNDATION						10.00%
	INSIGHT TELE-SERVICES, INC.	\$370,630.00	\$333,567.00	\$37,063.00 *	10.00%	
NATIONAL COMMITTEE TO PRESERVE SOCIAL SECURITY AND MEDICARE						0.00%
	THE HERITAGE COMPANY, INC.	\$1,181.00	\$1,181.00	\$0.00	0.00%	
NATIONAL GAY AND LESBIAN TASK FORCE FOUNDATION						20.50%
	RUFFALOCODY, LLC	\$0.00	\$12,063.01	\$12,063.01-	0.00%	
	TELEFUND, INC.	\$42,766.00	\$21,936.76	\$20,829.24	48.71%	
NATIONAL GUARD ASSOCIATION OF PENNSYLVANIA						31.82%
	THE HERITAGE COMPANY, INC.	\$96,770.07	\$65,979.50	\$30,790.57 *	31.82%	
NATIONAL MULTIPLE SCLEROSIS SOCIETY - NATIONAL HEADQUARTER						74.27%
	INFOCISION MANAGEMENT CORPORATION	\$2,570,820.00	\$661,577.75	\$1,909,242.25	74.27%	

May Include additional amounts received by the charitable organization in excess of the calculated net proceeds.

* Indicates either a campaign longer than 1 year or multiple campaigns in which case the figures are aggregates based on multiple campaign financial reports filed.

Pennsylvania Department of State
Bureau of Charitable Organizations
2010 Annual Report

Appendix B

Campaign Financial Reports for Charitable Organizations
which used Professional Solicitors
Reports Filed between 09/11/2009 and 09/10/2010

Charity	Paid Solicitor	Gross Amount Raised From Public	Total Expenses	Total Amount Received # by Charity	Percentage To Charity	Average % to Charity from Solicitor(s)
NATIONAL ORGANIZATION FOR WOMEN, INC.						21.63%
	TELEFUND, INC.	\$197,315.28	\$154,636.73	\$42,678.55	21.63%	
NATIONAL PARK FOUNDATION						1.00%
	ARIA COMMUNICATIONS CORPORATION	\$11,900.00	\$11,781.31	\$118.69	1.00%	
NATIONAL PARKINSON FOUNDATION, INC.						36.70%
	DONOR CARE CENTER, INC.	\$229,152.56	\$145,062.23	\$84,090.33 *	36.70%	
NATIONAL PARKS CONSERVATION ASSOCIATION						14.18%
	DONOR SERVICES GROUP, LLC	\$130,353.00	\$126,682.00	\$3,671.00	2.82%	
	SHARE GROUP, INC.	\$381,589.00	\$312,691.00	\$68,898.00	18.06%	
NATIONAL POLICE DEFENSE FOUNDATION INC						15.00%
	MENACOLA MARKETING, INC.	\$221,378.60	\$188,171.81	\$33,206.79	15.00%	
NATIONAL POLICE DEFENSE FOUNDATION, INC. DBA OPERATION KIDS						15.00%
	MENACOLA MARKETING, INC.	\$98,839.00	\$84,013.15	\$14,825.85	15.00%	
NATIONAL RIFLE ASSOCIATION OF AMERICA						26.36%
	INFOCISION MANAGEMENT CORPORATION	\$27,000,000.00	\$19,882,249.03	\$7,117,750.97	26.36%	

May Include additional amounts received by the charitable organization in excess of the calculated net proceeds.

* Indicates either a campaign longer than 1 year or multiple campaigns in which case the figures are aggregates based on multiple campaign financial reports filed.

Pennsylvania Department of State
Bureau of Charitable Organizations
2010 Annual Report

Appendix B

Campaign Financial Reports for Charitable Organizations
which used Professional Solicitors
Reports Filed between 09/11/2009 and 09/10/2010

Charity	Paid Solicitor	Gross Amount Raised From Public	Total Expenses	Total Amount Received # by Charity	Percentage To Charity	Average % to Charity from Solicitor(s)
NATIONAL RIGHT TO LIFE COMMITTEE, INC.						56.80%
	MDS COMMUNICATIONS CORPORATION	\$1,379,781.00	\$792,971.00	\$586,810.00	42.53%	
	RMG USA, INC.	\$10,542.00	\$10,542.00	\$0.00	0.00%	
	TREASURE STATE DEVELOPMENT CORPORATION	\$1,990,428.00	\$656,841.24	\$1,333,586.76 *	67.00%	
NATIONAL VETERANS SERVICES FUND, INC.						11.27%
	BEE, L.C.	\$665,608.21	\$590,871.95	\$74,736.26 *	11.23%	
	MENACOLA MARKETING, INC.	\$19,718.00	\$17,746.20	\$1,971.80	10.00%	
	STATEWIDE APPEAL, INC.	\$14,870.00	\$12,639.50	\$2,230.50	15.00%	
NATIONAL VIETNAM VETERANS FOUNDATION, INC.						15.00%
	COMMUNITY SUPPORT, INC.	\$3,273,630.17	\$2,782,585.65	\$491,044.52	15.00%	
NATIONAL WHEELCHAIR BASKETBALL ASSOCIATION						30.16%
	COURTESY HEALTH WATCH, INC.	\$1,274,722.00	\$890,241.75	\$384,480.25 *	30.16%	
NATIONAL WILDLIFE FEDERATION						9.16%
	DONOR SERVICES GROUP, LLC	\$382,380.16	\$503,153.00	\$120,772.84-	-31.58%	
	SHARE GROUP, INC.	\$680,054.00	\$470,591.00	\$209,463.00	30.80%	
	SHARE GROUP, INC.	\$511,432.00	\$455,905.00	\$55,527.00	10.86%	

May Include additional amounts received by the charitable organization in excess of the calculated net proceeds.

* Indicates either a campaign longer than 1 year or multiple campaigns in which case the figures are aggregates based on multiple campaign financial reports filed.

Pennsylvania Department of State
Bureau of Charitable Organizations
2010 Annual Report

Appendix B

Campaign Financial Reports for Charitable Organizations
which used Professional Solicitors
Reports Filed between 09/11/2009 and 09/10/2010

Charity	Paid Solicitor	Gross Amount Raised From Public	Total Expenses	Total Amount Received # by Charity	Percentage To Charity	Average % to Charity from Solicitor(s)
NATURAL RESOURCES DEFENSE COUNCIL, INC.						6.35%
	DONOR SERVICES GROUP, LLC	\$866,255.00	\$856,493.00	\$9,762.00	1.13%	
	TELEFUND, INC.	\$303,749.59	\$239,181.55	\$64,568.04	21.26%	
NATURE CONSERVANCY						20.29%
	DONOR SERVICES GROUP, LLC	\$1,869,355.00	\$1,490,055.57	\$379,299.43	20.29%	
NEUMANN UNIVERSITY						20.52%
	RUFFALOCODY, LLC	\$20,543.90	\$16,328.52	\$4,215.38	20.52%	
NEVERSINK FOREST NO. 32, TALL CEDARS OF LEBANON						25.00%
	SMITH-FREEMAN & ASSOCIATES	\$1,850.00	\$1,387.50	\$462.50	25.00%	
NEW YORK PUBLIC LIBRARY						43.38%
	OUTREACH ASSOCIATES, INC.	\$51,045.00	\$28,901.00	\$22,144.00	43.38%	
NORTHEASTERN DETACHMENT MARINE CORPS LEAGUE, INC.						28.30%
	LORI LESNESKY	\$33,858.00	\$23,700.60	\$10,157.40	30.00%	
	LORI LESNESKY	\$44,206.50	\$32,270.75	\$11,935.75	27.00%	
NORTHEASTERN PENNSYLVANIA EDUCATIONAL TELEVISION ASSOCIATION						11.22%
	COMNET MARKETING GROUP, INC.	\$92,674.08	\$82,271.48	\$10,402.60 *	11.22%	
National Trust for Historic Preservation						39.23%
	DONOR SERVICES GROUP, LLC	\$596,019.35	\$362,181.23	\$233,838.12	39.23%	

May Include additional amounts received by the charitable organization in excess of the calculated net proceeds.

* Indicates either a campaign longer than 1 year or multiple campaigns in which case the figures are aggregates based on multiple campaign financial reports filed.

Pennsylvania Department of State
Bureau of Charitable Organizations
2010 Annual Report

Appendix B

Campaign Financial Reports for Charitable Organizations
which used Professional Solicitors
Reports Filed between 09/11/2009 and 09/10/2010

Charity	Paid Solicitor	Gross Amount Raised From Public	Total Expenses	Total Amount Received # by Charity	Percentage To Charity	Average % to Charity from Solicitor(s)
OCEAN CONSERVANCY, INC.						0.00%
	SHARE GROUP, INC.	\$0.00	\$0.00	\$0.00	0.00%	
OLEY VALLEY YOUTH LEAGUE, INC.						35.00%
	SMITH-FREEMAN & ASSOCIATES	\$9,745.00	\$6,334.25	\$3,410.75	35.00%	
OPERA COMPANY OF PHILADELPHIA						105.37%
	DCM, INC.	\$3,915.00	\$210.26-	\$4,125.26	105.37%	
OPERATION BLESSING INTERNATIONAL RELIEF & DEVELOPMENT CORPORATION						53.55%
	INFOCISION MANAGEMENT CORPORATION	\$133,154.58	\$61,851.14	\$71,303.44	53.55%	
OPERATION LOOKOUT NATIONAL CENTER FOR MISSING YOUTH						14.28%
	CONTRACT COMMUNICATIONS, INC.	\$2,293,064.00	\$1,971,872.00	\$321,192.00 *	14.01%	
	INSIGHT TELE-SERVICES, INC.	\$43,102.00	\$38,791.80	\$4,310.20 *	10.00%	
	INTEGRAL RESOURCES, INC.	\$232.90	\$180.00	\$52.90	22.71%	
	MIDWEST PUBLISHING - DN, INC.	\$1,111,754.66	\$944,987.08	\$166,767.58 *	15.00%	
	PREFERRED COMMUNITY SERVICES, INC.	\$0.00	\$0.00	\$0.00	0.00%	

May Include additional amounts received by the charitable organization in excess of the calculated net proceeds.

* Indicates either a campaign longer than 1 year or multiple campaigns in which case the figures are aggregates based on multiple campaign financial reports filed.

Pennsylvania Department of State
Bureau of Charitable Organizations
2010 Annual Report

Appendix B

Campaign Financial Reports for Charitable Organizations
which used Professional Solicitors
Reports Filed between 09/11/2009 and 09/10/2010

Charity	Paid Solicitor	Gross Amount Raised From Public	Total Expenses	Total Amount Received # by Charity	Percentage To Charity	Average % to Charity from Solicitor(s)
OPERATION SMILE, INC.						39.95%
	BRIDGE CITY PROMOTIONAL EVENTS, INC.	\$217,928.00	\$207,031.60	\$10,896.40	5.00%	
	DONOR SERVICES GROUP, LLC	\$68,177.00	\$31,880.00	\$36,297.00	53.24%	
	SHARED PROGRESS, INC.	\$1,282.18	\$1,949.49	\$972.92	75.88%	
	STRATEGIC FUNDRAISING, INC.	\$891,924.00	\$468,904.00	\$423,020.00	47.43%	
OPTIMAL MEDICAL FOUNDATION						11.95%
	BEE, L.C.	\$390,183.11	\$343,539.37	\$46,643.74 *	11.95%	
ORGANIC CONSUMERS ASSOCIATION						74.75%
	HUDSON BAY COMPANY OF ILLINOIS, INC.	\$1,741,896.04	\$439,848.80	\$1,302,047.24 *	74.75%	
ORGANIC CONSUMERS FUND						76.20%
	HUDSON BAY COMPANY OF ILLINOIS, INC.	\$87,599.50	\$20,848.86	\$66,750.64	76.20%	
OWEN J. ROBERTS HIGH SCHOOL BASEBALL TEAM						30.00%
	SMITH-FREEMAN & ASSOCIATES	\$4,970.00	\$3,479.00	\$1,491.00	30.00%	
OXFAM - AMERICA, INC.						61.76%
	DONOR SERVICES GROUP, LLC	\$351,877.00	\$172,279.00	\$179,598.00	51.04%	
	SHARE GROUP, INC.	\$819,700.00	\$239,136.00	\$580,564.00	70.83%	
	TELEFUND, INC.	\$97,483.31	\$73,812.95	\$23,670.36	24.28%	

May Include additional amounts received by the charitable organization in excess of the calculated net proceeds.

* Indicates either a campaign longer than 1 year or multiple campaigns in which case the figures are aggregates based on multiple campaign financial reports filed.

Pennsylvania Department of State
Bureau of Charitable Organizations
2010 Annual Report

Appendix B

Campaign Financial Reports for Charitable Organizations
which used Professional Solicitors
Reports Filed between 09/11/2009 and 09/10/2010

Charity	Paid Solicitor	Gross Amount Raised From Public	Total Expenses	Total Amount Received # by Charity	Percentage To Charity	Average % to Charity from Solicitor(s)
OXFORD ROTARY CLUB						12.57%
	THEODORE PRODUCTIONS, INC.	\$15,257.00	\$13,338.45	\$1,918.55	12.57%	
PARALYZED VETERANS OF AMERICA						60.18%
	QUADRIGA ART, LLC	\$355,361,641.00	\$141,520,695.00	\$213,840,946.00 *	60.18%	
PENN STATE PUBLIC BROADCASTING						49.27%
	PHONE BANK SYSTEMS, INC.	\$108,002.00	\$54,794.55	\$53,207.45	49.27%	
PENNSYLVANIA BALLET ASSOCIATION						67.46%
	DCM, INC.	\$566,337.00	\$184,274.85	\$382,062.15	67.46%	
PENNSYLVANIA CHIEFS OF POLICE ASSOCIATION						14.55%
	CIVIC DEVELOPMENT GROUP, LLC	\$139,160.00	\$118,918.00	\$20,242.00	14.55%	
PENNSYLVANIA CONFERENCE FOR WOMEN						1.24%
	PUBLIC STRATEGIES, INC.	\$889,799.27	\$878,765.80	\$11,033.47	1.24%	
PENNSYLVANIA COUNCIL OF THE BLIND						19.78%
	VEHICLE DONATION PROCESSING CENTER, INC.	\$117,200.00	\$94,012.57	\$23,187.43 *	19.78%	
PENNSYLVANIA PRO-LIFE FEDERATION, INC.						61.37%
	MDS COMMUNICATIONS CORPORATION	\$190,215.00	\$87,899.00	\$102,316.00	53.79%	
	TREASURE STATE DEVELOPMENT CORPORATION	\$793,693.66	\$292,183.55	\$501,510.11 *	63.19%	

May Include additional amounts received by the charitable organization in excess of the calculated net proceeds.

* Indicates either a campaign longer than 1 year or multiple campaigns in which case the figures are aggregates based on multiple campaign financial reports filed.

Pennsylvania Department of State
Bureau of Charitable Organizations
2010 Annual Report

Appendix B

Campaign Financial Reports for Charitable Organizations
which used Professional Solicitors
Reports Filed between 09/11/2009 and 09/10/2010

Charity	Paid Solicitor	Gross Amount Raised From Public	Total Expenses	Total Amount Received # by Charity	Percentage To Charity	Average % to Charity from Solicitor(s)
PENNSYLVANIA PROFESSIONAL FIRE FIGHTERS ASSOCIATION						18.16%
	XENTEL, INC.	\$1,961,583.00	\$1,789,278.48	\$361,185.21 *	18.41%	
	XENTEL, INC.	\$124,346.00	\$131,644.80	\$17,570.40	14.13%	
PENTAGON MEMORIAL FUND, INC.						48.13%
	THE WEBSTER GROUP, INC.	\$4,024,918.28	\$2,087,732.04	\$1,937,186.24	48.13%	
PEOPLE FOR THE ETHICAL TREATMENT OF ANIMALS, INC.						22.40%
	DONOR SERVICES GROUP, LLC	\$341,272.00	\$267,952.41	\$73,319.59	21.48%	
	SHARE GROUP, INC.	\$167,408.00	\$103,187.00	\$64,221.00	38.36%	
	TELEFUND, INC.	\$31,691.00	\$48,162.00	\$16,471.00-	-51.97%	
PHILADELPHIA COLLEGE OF OSTEOPATHIC MEDICINE						78.53%
	RUFFALOCODY, LLC	\$149,510.60	\$32,094.93	\$117,415.67	78.53%	
PHILADELPHIA MUSEUM OF ART						-0.36%
	SD&A TELESERVICES, INC.	\$171,368.00	\$171,986.00	\$618.00-	-0.36%	
PHILADELPHIA ORCHESTRA ASSOCIATION						53.37%
	DCM, INC.	\$299,121.50	\$131,288.00	\$167,833.50	56.11%	
	DCM, INC.	\$132,320.00	\$69,873.00	\$62,447.00	47.19%	
PHYSICIANS FOR SOCIAL RESPONSIBILITY, INC.						38.65%
	OUTREACH ASSOCIATES, INC.	\$38,479.00	\$23,605.00	\$14,874.00	38.65%	

May Include additional amounts received by the charitable organization in excess of the calculated net proceeds.

* Indicates either a campaign longer than 1 year or multiple campaigns in which case the figures are aggregates based on multiple campaign financial reports filed.

Pennsylvania Department of State
Bureau of Charitable Organizations
2010 Annual Report

Appendix B

Campaign Financial Reports for Charitable Organizations
which used Professional Solicitors
Reports Filed between 09/11/2009 and 09/10/2010

Charity	Paid Solicitor	Gross Amount Raised From Public	Total Expenses	Total Amount Received # by Charity	Percentage To Charity	Average % to Charity from Solicitor(s)
PIONEER CLUBS						33.15%
	MDS COMMUNICATIONS CORPORATION	\$23,852.00	\$15,946.00	\$7,906.00 *	33.15%	
PITTSBURGH COMMUNITY BROADCASTING CORPORATION						57.17%
	CENTER FOR CAR DONATIONS, LLC	\$38,170.00	\$16,349.78	\$21,820.22	57.17%	
PITTSBURGH DOWNTOWN PARTNERSHIP						-193.57%
	IGH ASSOCIATES	\$72,300.00	\$212,253.00	\$139,953.00-	-193.57%	
PLANNED PARENTHOOD ACTION FUND, INC.						55.70%
	ARIA COMMUNICATIONS CORPORATION	\$4,464.43	\$5,670.14	\$1,205.71-	-27.01%	
	GORDON & SCHWENKMEYER, INC.	\$0.00	\$0.00	\$0.00	0.00%	
	HARRIS DIRECT	\$0.00	\$0.00	\$0.00	0.00%	
	TELEFUND, INC.	\$339,845.30	\$146,861.95	\$192,983.35	56.79%	
PLANNED PARENTHOOD FEDERATION OF AMERICA, INC.						26.53%
	ARIA COMMUNICATIONS CORPORATION	\$33,244.54	\$24,448.48	\$8,796.06	26.46%	
	GORDON & SCHWENKMEYER, INC.	\$315,064.80	\$331,444.60	\$16,379.80- *	-5.20%	
	HARRIS DIRECT	\$483,026.00	\$362,721.20	\$120,304.80	24.91%	
	SD&A TELESERVICES, INC.	\$20,511.00	\$20,162.00	\$349.00	1.70%	
	SHARE GROUP, INC.	\$194,733.00	\$150,288.00	\$44,445.00	22.82%	
	TELEFUND, INC.	\$626,656.83	\$340,339.10	\$286,317.73	45.69%	

May Include additional amounts received by the charitable organization in excess of the calculated net proceeds.

* Indicates either a campaign longer than 1 year or multiple campaigns in which case the figures are aggregates based on multiple campaign financial reports filed.

Pennsylvania Department of State
Bureau of Charitable Organizations
2010 Annual Report

Appendix B

Campaign Financial Reports for Charitable Organizations
which used Professional Solicitors
Reports Filed between 09/11/2009 and 09/10/2010

Charity	Paid Solicitor	Gross Amount Raised From Public	Total Expenses	Total Amount Received # by Charity	Percentage To Charity	Average % to Charity from Solicitor(s)
POLICE ATHLETIC LEAGUE OF PHILADELPHIA						36.61%
	TELE-RESPONSE CENTER, INC.	\$142,277.24	\$90,188.44	\$52,088.80	36.61%	
POTTSTOWN AREA POLICE ATHLETIC LEAGUE						20.00%
	PUBLIC SAFETY PROMOTIONS OF PENNSYLVANIA, INC.	\$46,837.00	\$37,469.60	\$9,367.40	20.00%	
PRISON FELLOWSHIP MINISTRIES						2.96%
	STRATEGIC FUNDRAISING, INC.	\$464,104.00	\$450,380.00	\$13,724.00	2.96%	
PROJECT CURE, INC.						10.00%
	BEE, L.C.	\$724,177.47	\$651,776.83	\$72,400.64	10.00%	
PROJECT HOPE-THE PEOPLE-TO-PEOPLE HEALTH FOUNDATION, INC.						11.44%
	OUTREACH ASSOCIATES, INC.	\$157,044.00	\$139,077.00	\$17,967.00	11.44%	
PROJECT OF EASTON, INC.						41.91%
	EVENTS EXTRAORDINAIRES BY JANET CIMINO, INC.	\$45,861.98	\$26,642.82	\$19,219.16	41.91%	
PROMISE KEEPERS						0.00%
	MDS COMMUNICATIONS CORPORATION	\$0.00	\$0.00	\$0.00	0.00%	
PUBLIC CITIZEN FOUNDATION, INC.						1.62%
	PUBLIC INTEREST COMMUNICATIONS, INC.	\$677.00	\$666.00	\$11.00	1.62%	
PUBLIC CITIZEN, INC.						16.16%
	PUBLIC INTEREST COMMUNICATIONS, INC.	\$2,333.00	\$1,956.00	\$377.00	16.16%	

May Include additional amounts received by the charitable organization in excess of the calculated net proceeds.

* Indicates either a campaign longer than 1 year or multiple campaigns in which case the figures are aggregates based on multiple campaign financial reports filed.

Pennsylvania Department of State
Bureau of Charitable Organizations
2010 Annual Report

Appendix B

Campaign Financial Reports for Charitable Organizations
which used Professional Solicitors
Reports Filed between 09/11/2009 and 09/10/2010

Charity	Paid Solicitor	Gross Amount Raised From Public	Total Expenses	Total Amount Received # by Charity	Percentage To Charity	Average % to Charity from Solicitor(s)
RAJAH SHRINE A.A.O.N.M.S.						38.00%
	ATLANTIC PRODUCTIONS, INC.	\$108,485.00	\$67,261.00	\$41,224.00	38.00%	
READING HIGH SCHOOL BAND AIDES						30.00%
	SMITH-FREEMAN & ASSOCIATES	\$6,680.00	\$4,676.00	\$2,004.00	30.00%	
READING HIGH SCHOOL BOOSTERS CLUB						30.00%
	SMITH-FREEMAN & ASSOCIATES	\$5,163.00	\$3,614.10	\$1,548.90	30.00%	
READING HOT STOVERS, INC.						30.00%
	TELE-PUBLICATIONS	\$23,873.00	\$16,711.10	\$7,161.90	30.00%	
RELIGIOUS COALITION FOR REPRODUCTIVE CHOICE						-10.38%
	OUTREACH ASSOCIATES, INC.	\$33,530.00	\$37,010.00	\$3,480.00-	-10.38%	
RESERVE POLICE OFFICERS ASSOCIATION						7.22%
	COMMUNITY SUPPORT, INC.	\$1,332,374.45	\$1,236,181.72	\$96,192.73 *	7.22%	
RIDGWAY LIONS CLUB						20.00%
	COMMUNITY HELPERS, INC.	\$9,320.00	\$7,456.00	\$1,864.00	20.00%	
RINGGOLD BAND, INC.						30.00%
	SMITH-FREEMAN & ASSOCIATES	\$4,095.00	\$2,866.50	\$1,228.50	30.00%	
ROLLINS COLLEGE						-1.55%
	ARIA COMMUNICATIONS CORPORATION	\$8,142.02	\$8,268.40	\$126.38-	-1.55%	

May Include additional amounts received by the charitable organization in excess of the calculated net proceeds.

* Indicates either a campaign longer than 1 year or multiple campaigns in which case the figures are aggregates based on multiple campaign financial reports filed.

Pennsylvania Department of State
Bureau of Charitable Organizations
2010 Annual Report

Appendix B

Campaign Financial Reports for Charitable Organizations
which used Professional Solicitors
Reports Filed between 09/11/2009 and 09/10/2010

Charity	Paid Solicitor	Gross Amount Raised From Public	Total Expenses	Total Amount Received # by Charity	Percentage To Charity	Average % to Charity from Solicitor(s)
ROTARY CLUB OF KITTANNING						19.20%
	THEODORE PRODUCTIONS, INC.	\$12,626.00	\$10,732.10	\$2,423.90	19.20%	
ROUZERVILLE LIONS CLUB						15.11%
	THEODORE PRODUCTIONS, INC.	\$17,099.00	\$14,534.15	\$2,583.85	15.11%	
SADD, INC.						57.83%
	TELE-RESPONSE CENTER, INC.	\$2,412,339.63	\$1,017,339.63	\$1,395,000.00 *	57.83%	
SALUS UNIVERSITY						55.21%
	RUFFALOCODY, LLC	\$70,930.00	\$31,767.71	\$39,162.29	55.21%	
SAVE DARFUR COALITION						5.46%
	PUBLIC INTEREST COMMUNICATIONS, INC.	\$70,645.00	\$66,785.00	\$3,860.00	5.46%	
SAVE THE CHILDREN FEDERATION, INC.						-149.86%
	DIALOGUEDIRECT, INC.	\$755,185.60	\$2,090,016.00	\$1,334,830.40-	-176.76%	
	DONOR CARE CENTER, INC.	\$229,185.70	\$228,231.68	\$954.02	0.42%	
	PUBLIC OUTREACH FUNDRAISING, LLC	\$27,131.00	\$209,051.18	\$181,920.18-	-670.53%	
SAYRE-ATHENS LIONS CLUB						18.62%
	THEODORE PRODUCTIONS, INC.	\$10,996.62	\$9,347.12	\$2,000.00	18.19%	
	THEODORE PRODUCTIONS, INC.	\$12,650.00	\$10,752.50	\$2,402.50	18.99%	

May Include additional amounts received by the charitable organization in excess of the calculated net proceeds.

* Indicates either a campaign longer than 1 year or multiple campaigns in which case the figures are aggregates based on multiple campaign financial reports filed.

Pennsylvania Department of State
Bureau of Charitable Organizations
2010 Annual Report

Appendix B

Campaign Financial Reports for Charitable Organizations
which used Professional Solicitors
Reports Filed between 09/11/2009 and 09/10/2010

Charity	Paid Solicitor	Gross Amount Raised From Public	Total Expenses	Total Amount Received # by Charity	Percentage To Charity	Average % to Charity from Solicitor(s)
SCRANTON PREPARATORY SCHOOL						84.71%
	RUFFALOCODY, LLC	\$217,000.00	\$23,461.44	\$193,538.56	89.19%	
	RUFFALOCODY, LLC	\$110,515.00	\$26,626.83	\$83,888.17	75.91%	
SERVICEMEMBERS LEGAL DEFENSE NETWORK, INC.						46.50%
	PUBLIC INTEREST COMMUNICATIONS, INC.	\$37,874.00	\$20,262.00	\$17,612.00	46.50%	
SHAMOKIN DAM LIONS CLUB, INC.						15.76%
	THEODORE PRODUCTIONS, INC.	\$17,105.00	\$14,558.50	\$2,696.50	15.76%	
SIERRA CLUB						56.69%
	COMNET MARKETING GROUP, INC.	\$68,658.00	\$60,740.59	\$7,917.41	11.53%	
	DONOR SERVICES GROUP, LLC	\$1,722,099.58	\$955,136.57	\$766,963.01 *	44.54%	
	HARRIS DIRECT	\$986,900.79	\$518,467.00	\$468,433.79 *	47.47%	
	SD&A TELESERVICES, INC.	\$1,503,597.73	\$562,653.83	\$940,943.90 *	62.58%	
	TELEFUND, INC.	\$1,679,516.60	\$484,362.43	\$1,195,154.17 *	71.16%	
SOS CHILDREN'S VILLAGES--USA, INC.						67.64%
	PUBLIC INTEREST COMMUNICATIONS, INC.	\$40,292.00	\$13,037.00	\$27,255.00	67.64%	

May Include additional amounts received by the charitable organization in excess of the calculated net proceeds.

* Indicates either a campaign longer than 1 year or multiple campaigns in which case the figures are aggregates based on multiple campaign financial reports filed.

Pennsylvania Department of State
Bureau of Charitable Organizations
2010 Annual Report

Appendix B

Campaign Financial Reports for Charitable Organizations
which used Professional Solicitors
Reports Filed between 09/11/2009 and 09/10/2010

Charity	Paid Solicitor	Gross Amount Raised From Public	Total Expenses	Total Amount Received # by Charity	Percentage To Charity	Average % to Charity from Solicitor(s)
SOUTHERN POVERTY LAW CENTER, INC.						52.34%
	OUTREACH ASSOCIATES, INC.	\$634,129.00	\$353,091.00	\$281,038.00	44.32%	
	SD&A TELESERVICES, INC.	\$53,038.00	\$22,390.00	\$30,648.00	57.78%	
	SHARE GROUP, INC.	\$285,889.01	\$56,535.00	\$229,354.01	80.22%	
	SHARE GROUP, INC.	\$0.00	\$0.00	\$0.00	0.00%	
	TELEFUND, INC.	\$564,793.10	\$300,905.59	\$263,887.51	46.72%	
SPECIAL OLYMPICS INTERNATIONAL						0.00%
	DONOR SERVICES GROUP, LLC	\$0.00	\$0.00	\$0.00	0.00%	
SPECIAL OLYMPICS PENNSYLVANIA, INC.						49.77%
	TELE-RESPONSE CENTER, INC.	\$1,997,988.04	\$1,003,553.82	\$994,434.22	49.77%	
STARLIGHT CHILDREN'S FOUNDATION						5.00%
	STEEL CITY PROMOTIONS, INC.	\$10,640.00	\$10,108.00	\$532.00	5.00%	
STATE COLLEGE AREA JAYCEES						16.41%
	THEODORE PRODUCTIONS, INC.	\$9,685.00	\$8,262.15	\$1,588.85	16.41%	
STUDENTS FOR LIFE OF AMERICA, INC.						13.20%
	MDS COMMUNICATIONS CORPORATION	\$242,587.00	\$210,570.00	\$32,017.00	13.20%	
SUPREME TEMPLE, DAUGHTERS OF THE NILE FOUNDATION						-96.06%
	PEP DIRECT, LLC.	\$111,778.00	\$219,157.00	\$107,379.00- *	-96.06%	

May Include additional amounts received by the charitable organization in excess of the calculated net proceeds.

* Indicates either a campaign longer than 1 year or multiple campaigns in which case the figures are aggregates based on multiple campaign financial reports filed.

Pennsylvania Department of State
Bureau of Charitable Organizations
2010 Annual Report

Appendix B

Campaign Financial Reports for Charitable Organizations
which used Professional Solicitors
Reports Filed between 09/11/2009 and 09/10/2010

Charity	Paid Solicitor	Gross Amount Raised From Public	Total Expenses	Total Amount Received # by Charity	Percentage To Charity	Average % to Charity from Solicitor(s)
SURVIVORS AND VICTIMS EMPOWERED						20.00%
	PREFERRED COMMUNITY SERVICES, INC.	\$173,747.91	\$138,998.33	\$34,749.58 *	20.00%	
TELECOMPIONEERS CHARITABLE FOUNDATION						17.07%
	INFOCISION MANAGEMENT CORPORATION	\$83,032.26	\$68,858.49	\$14,173.77	17.07%	
THE AMERICAN BREAST CANCER FOUNDATION, INC.						20.00%
	COMMUNITY SUPPORT, INC.	\$1,611,420.01	\$1,289,136.01	\$322,284.00 *	20.00%	
THE AMERICAN COLLEGE						13.95%
	IDC, LTD.	\$34,865.00	\$30,000.00	\$4,865.00	13.95%	
THE AMERICAN HUMANE ASSOCIATION						-79.21%
	ARIA COMMUNICATIONS CORPORATION	\$14,063.50	\$25,203.01	\$11,139.51-	-79.21%	
THE AMERICAN NATIONAL RED CROSS						92.50%
	COINSTAR, INC.	\$3,071.40	\$230.36	\$2,841.04	92.50%	
THE AOPA FOUNDATION, INC.						51.93%
	TELEFUND, INC.	\$425,500.00	\$204,545.03	\$220,954.97	51.93%	
THE ARTHRITIS FOUNDATION, INC.						38.08%
	MDS COMMUNICATIONS CORPORATION	\$151,275.00	\$74,557.00	\$76,718.00	50.71%	
	OUTREACH ASSOCIATES, INC.	\$13,579.00	\$15,059.00	\$1,480.00-	-10.90%	
	PUBLIC INTEREST COMMUNICATIONS, INC.	\$25,303.50	\$28,133.08	\$2,829.58-	-11.18%	

May Include additional amounts received by the charitable organization in excess of the calculated net proceeds.

* Indicates either a campaign longer than 1 year or multiple campaigns in which case the figures are aggregates based on multiple campaign financial reports filed.

Pennsylvania Department of State
Bureau of Charitable Organizations
2010 Annual Report

Appendix B

Campaign Financial Reports for Charitable Organizations
which used Professional Solicitors
Reports Filed between 09/11/2009 and 09/10/2010

Charity	Paid Solicitor	Gross Amount Raised From Public	Total Expenses	Total Amount Received # by Charity	Percentage To Charity	Average % to Charity from Solicitor(s)
THE BIBLE LEAGUE						49.76%
	MDS COMMUNICATIONS CORPORATION	\$258,610.00	\$129,928.00	\$128,682.00	49.76%	
THE BUONICONTI FUND TO CURE PARALYSIS, INC.						50.21%
	EVENT ASSOCIATES, INC.	\$2,080,081.61	\$1,035,688.19	\$1,044,393.42	50.21%	
THE CHRISTIAN NETWORK, INC.						58.10%
	MDS COMMUNICATIONS CORPORATION	\$13,495.00	\$5,654.00	\$7,841.00	58.10%	
THE CLEVELAND CLINIC						-2.98%
	IDC, LTD.	\$3,600,185.00	\$3,707,516.74	\$107,331.74- *	-2.98%	
THE COMMITTEE FOR MISSING CHILDREN, INC.						12.00%
	XENTEL, INC.	\$6,209,141.79	\$5,464,044.78	\$745,097.01 *	12.00%	
THE DIAN FOSSEY GORILLA FUND INTERNATIONAL, INC.						13.16%
	OUTREACH ASSOCIATES, INC.	\$30,083.00	\$26,123.00	\$3,960.00	13.16%	
THE FOUNDATION FOR A CHRISTIAN CIVILIZATION, INC.						-125.69%
	DONOR CARE CENTER, INC.	\$86,213.73	\$194,577.00	\$108,363.27-	-125.69%	
THE FOUNDATION FOR AIDS RESEARCH						19.92%
	SHARE GROUP, INC.	\$38,107.00	\$39,327.00	\$1,220.00-	-3.20%	
	TELEFUND, INC.	\$86,653.00	\$60,577.44	\$26,075.56	30.09%	

May Include additional amounts received by the charitable organization in excess of the calculated net proceeds.

* Indicates either a campaign longer than 1 year or multiple campaigns in which case the figures are aggregates based on multiple campaign financial reports filed.

Pennsylvania Department of State
Bureau of Charitable Organizations
2010 Annual Report

Appendix B

Campaign Financial Reports for Charitable Organizations
which used Professional Solicitors
Reports Filed between 09/11/2009 and 09/10/2010

Charity	Paid Solicitor	Gross Amount Raised From Public	Total Expenses	Total Amount Received # by Charity	Percentage To Charity	Average % to Charity from Solicitor(s)
THE FOUNDATION FOR INDIANA UNIVERSITY OF PENNSYLVANIA						30.31%
	RUFFALOCODY, LLC	\$2,064,691.78	\$1,438,791.72	\$625,900.06 *	30.31%	
THE GOVERNMENT ACCOUNTABILITY PROJECT						73.84%
	HUDSON BAY COMPANY OF ILLINOIS, INC.	\$76,400.65	\$19,989.92	\$56,410.73	73.84%	
THE HERITAGE FOUNDATION						60.36%
	GIVERIGHT, INC.	\$3,910,808.00	\$1,550,211.07	\$2,360,596.93	60.36%	
THE HISTORICAL SOCIETY OF WESTERN PENNSYLVANIA						62.91%
	COMNET MARKETING GROUP, INC.	\$36,734.40	\$13,625.91	\$23,108.49 *	62.91%	
THE HUMANE SOCIETY OF THE UNITED STATES						-12.71%
	RMG USA, INC.	\$547,102.00	\$616,622.00	\$69,520.00- *	-12.71%	
THE KOBY MANDELL FOUNDATION, INC.						71.87%
	GREEN POINT CALL CENTER SERVICES, INC.	\$14,043.01	\$3,950.00	\$10,093.01	71.87%	
THE METROPOLITAN MUSEUM OF ART						58.90%
	DONOR SERVICES GROUP, LLC	\$527,115.00	\$216,651.00	\$310,464.00	58.90%	
THE NATIONAL CANCER COALITION, INC.						14.55%
	BEE, L.C.	\$702,693.06	\$617,127.44	\$85,565.62 *	12.18%	
	COURTESY HEALTH WATCH, INC.	\$4,153,483.17	\$3,532,560.79	\$620,922.38 *	14.95%	

May Include additional amounts received by the charitable organization in excess of the calculated net proceeds.

* Indicates either a campaign longer than 1 year or multiple campaigns in which case the figures are aggregates based on multiple campaign financial reports filed.

Pennsylvania Department of State
Bureau of Charitable Organizations
2010 Annual Report

Appendix B

Campaign Financial Reports for Charitable Organizations
which used Professional Solicitors
Reports Filed between 09/11/2009 and 09/10/2010

Charity	Paid Solicitor	Gross Amount Raised From Public	Total Expenses	Total Amount Received # by Charity	Percentage To Charity	Average % to Charity from Solicitor(s)
THE NATIONAL CHILDREN'S CANCER SOCIETY, INC.						40.77%
	THE HERITAGE COMPANY, INC.	\$18,386,008.26	\$11,483,262.17	\$7,495,707.14 *	40.77%	
THE NATIONAL MUSEUM OF WOMEN IN THE ARTS						17.21%
	DONOR SERVICES GROUP, LLC	\$35,425.00	\$29,330.00	\$6,095.00	17.21%	
THE OPTIMIST CLUB OF GETTYSBURG, INC.						18.47%
	THEODORE PRODUCTIONS, INC.	\$18,292.00	\$15,327.68	\$3,378.32	18.47%	
THE ORGAN DONATION AND TRANSPLANT ASSOCIATION OF AMERICA, INC.						10.09%
	COURTESY HEALTH WATCH, INC.	\$740,717.30	\$665,992.47	\$74,724.83 *	10.09%	
THE PENNSYLVANIA BALLET ASSOCIATION						33.59%
	DCM, INC.	\$149,142.30	\$99,052.50	\$50,089.80	33.59%	
THE PENNSYLVANIA HORTICULTURAL SOCIETY						75.45%
	COMNET MARKETING GROUP, INC.	\$122,935.00	\$30,181.02	\$92,753.98 *	75.45%	
THE PHILLIPS COLLECTION						25.09%
	DONOR SERVICES GROUP, LLC	\$16,613.00	\$12,445.00	\$4,168.00	25.09%	
THE PLANETARY SOCIETY						-1.17%
	HARRIS DIRECT	\$66,190.00	\$66,963.90	\$773.90-	-1.17%	
THE QUIET HOUR, INC.						55.09%
	MDS COMMUNICATIONS CORPORATION	\$10,168.00	\$4,566.00	\$5,602.00	55.09%	

May Include additional amounts received by the charitable organization in excess of the calculated net proceeds.

* Indicates either a campaign longer than 1 year or multiple campaigns in which case the figures are aggregates based on multiple campaign financial reports filed.

Pennsylvania Department of State
Bureau of Charitable Organizations
2010 Annual Report

Appendix B

Campaign Financial Reports for Charitable Organizations
which used Professional Solicitors
Reports Filed between 09/11/2009 and 09/10/2010

Charity	Paid Solicitor	Gross Amount Raised From Public	Total Expenses	Total Amount Received # by Charity	Percentage To Charity	Average % to Charity from Solicitor(s)
THE READING BUCCANEERS, INC.						21.36%
	SMITH-FREEMAN & ASSOCIATES	\$3,485.00	\$2,740.65	\$744.35	21.36%	
THE REGIONAL CANCER CENTER FOUNDATION						58.75%
	SALVAGE DIRECT, INC.	\$12,950.00	\$5,432.50	\$7,607.50 *	58.75%	
THE ROGER WYBURN-MASON & JACK M. BLOUNT FOUNDATION FOR THE ERADICAT						19.72%
	BEE, L.C.	\$165,004.47	\$132,466.47	\$32,538.00 *	19.72%	
THE RUTHERFORD INSTITUTE						31.23%
	MDS COMMUNICATIONS CORPORATION	\$48,902.00	\$33,628.00	\$15,274.00	31.23%	
THE TRUSTEES OF THE UNIVERSITY OF PENNSYLVANIA						64.74%
	CHARITABLE AUTO RESOURCES, INC.	\$586,154.00	\$252,296.70	\$333,857.30 *	56.96%	
	RUFFALOCODY, LLC	\$753,958.06	\$220,241.97	\$533,716.09	70.79%	
THE VETERANS FUND, INC.						20.00%
	CENTER STAGE ATTRACTIONS, INC.	\$1,466,220.06	\$1,172,976.04	\$293,244.02 *	20.00%	

May Include additional amounts received by the charitable organization in excess of the calculated net proceeds.

* Indicates either a campaign longer than 1 year or multiple campaigns in which case the figures are aggregates based on multiple campaign financial reports filed.

Pennsylvania Department of State
Bureau of Charitable Organizations
2010 Annual Report

Appendix B

Campaign Financial Reports for Charitable Organizations
which used Professional Solicitors
Reports Filed between 09/11/2009 and 09/10/2010

Charity	Paid Solicitor	Gross Amount Raised From Public	Total Expenses	Total Amount Received # by Charity	Percentage To Charity	Average % to Charity from Solicitor(s)
THE WILDERNESS SOCIETY						21.68%
	COMNET MARKETING GROUP, INC.	\$65,454.70	\$54,238.50	\$11,216.20	17.14%	
	GORDON & SCHWENKMEYER, INC.	\$102,437.98	\$91,011.12	\$11,426.86	11.15%	
	HARRIS DIRECT	\$511,456.00	\$272,256.00	\$239,200.00 *	46.77%	
	OUTREACH ASSOCIATES, INC.	\$43,899.00	\$66,025.00	\$22,126.00-	-50.40%	
	PUBLIC INTEREST COMMUNICATIONS, INC.	\$11,855.00	\$25,952.00	\$14,097.00-	-118.91%	
	SD&A TELESERVICES, INC.	\$50,649.00	\$104,526.00	\$53,877.00- *	-106.37%	
	SHARE GROUP, INC.	\$63,698.00	\$10,026.00	\$53,672.00	84.26%	
	TELE-RESPONSE CENTER, INC.	\$14,677.00	\$23,055.75	\$8,378.75-	-57.09%	
	TELEFUND, INC.	\$90,544.69	\$100,651.44	\$10,106.75-	-11.16%	
TITUSVILLE ALUMNI ASSOCIATION						45.77%
	SALVAGE DIRECT, INC.	\$1,560.00	\$846.00	\$714.00 *	45.77%	
TITUSVILLE AREA HEALTH CENTER FOUNDATION						35.00%
	SALVAGE DIRECT, INC.	\$500.00	\$325.00	\$175.00 *	35.00%	
TITUSVILLE AREA UNITED WAY						52.19%
	SALVAGE DIRECT, INC.	\$17,770.00	\$8,769.50	\$9,273.50 *	52.19%	
TITUSVILLE YOUNG WOMEN'S CHRISTIAN ASSOCIATION						46.92%
	SALVAGE DIRECT, INC.	\$2,240.00	\$1,234.00	\$1,051.00 *	46.92%	

May Include additional amounts received by the charitable organization in excess of the calculated net proceeds.

* Indicates either a campaign longer than 1 year or multiple campaigns in which case the figures are aggregates based on multiple campaign financial reports filed.

Pennsylvania Department of State
Bureau of Charitable Organizations
2010 Annual Report

Appendix B

Campaign Financial Reports for Charitable Organizations
which used Professional Solicitors
Reports Filed between 09/11/2009 and 09/10/2010

Charity	Paid Solicitor	Gross Amount Raised From Public	Total Expenses	Total Amount Received # by Charity	Percentage To Charity	Average % to Charity from Solicitor(s)
TREXLER MIDDLE SCHOOL						30.00%
	SMITH-FREEMAN & ASSOCIATES	\$1,537.00	\$1,075.90	\$461.10	30.00%	
U.S. ENGLISH, INC.						31.10%
	INFOCISION MANAGEMENT CORPORATION	\$299,364.88	\$206,262.52	\$93,102.36	31.10%	
UNION OF CONCERNED SCIENTISTS, INC.						15.58%
	DONOR SERVICES GROUP, LLC	\$0.00	\$0.00	\$0.00	0.00%	
	SHARE GROUP, INC.	\$175,487.00	\$148,145.00	\$27,342.00	15.58%	
UNITARIAN UNIVERSALIST SERVICE COMMITTEE, INC.						66.84%
	SHARE GROUP, INC.	\$244,632.00	\$81,119.00	\$163,513.00	66.84%	
UNITED BREAST CANCER FOUNDATION						21.74%
	COURTESY HEALTH WATCH, INC.	\$3,344,654.00	\$2,617,656.08	\$726,997.92 *	21.74%	
UNITED FARM WORKERS OF AMERICA						48.52%
	GORDON & SCHWENKMEYER, INC.	\$239,609.60	\$143,304.09	\$96,305.51	40.19%	
	GORDON & SCHWENKMEYER, INC.	\$345,235.83	\$157,783.06	\$187,452.77	54.30%	
UNITED JEWISH FEDERATION OF GREATER PITTSBURGH						60.42%
	SIEGEL MARKETING GROUP, INC.	\$2,021.00	\$800.00	\$1,221.00	60.42%	
UNITED STATES ASSOCIATION FOR UNHCR						59.77%
	DONOR SERVICES GROUP, LLC	\$31,093.08	\$12,510.00	\$18,583.08	59.77%	

May Include additional amounts received by the charitable organization in excess of the calculated net proceeds.

* Indicates either a campaign longer than 1 year or multiple campaigns in which case the figures are aggregates based on multiple campaign financial reports filed.

Pennsylvania Department of State
Bureau of Charitable Organizations
2010 Annual Report

Appendix B

Campaign Financial Reports for Charitable Organizations
which used Professional Solicitors
Reports Filed between 09/11/2009 and 09/10/2010

Charity	Paid Solicitor	Gross Amount Raised From Public	Total Expenses	Total Amount Received # by Charity	Percentage To Charity	Average % to Charity from Solicitor(s)
UNITED STATES FUND FOR UNICEF						78.67%
	COINSTAR, INC.	\$171,742.80	\$12,880.72	\$158,862.08 *	92.50%	
	INFOCISION MANAGEMENT CORPORATION	\$52,640.00	\$35,141.50	\$17,498.50	33.24%	
	INFOCISION MANAGEMENT CORPORATION	\$720.00	\$0.00	\$720.00	100.00%	
UNITED STATES OLYMPIC COMMITTEE						32.68%
	STRATEGIC FUNDRAISING, INC.	\$1,985,827.00	\$1,336,856.00	\$648,971.00	32.68%	
UNITED WAY OF WESTERN CRAWFORD COUNTY, INC.						57.86%
	SALVAGE DIRECT, INC.	\$2,100.00	\$885.00	\$1,215.00 *	57.86%	
UNITED WAY OF YORK COUNTY						60.83%
	SALVAGE DIRECT, INC.	\$1,800.00	\$705.00	\$1,095.00	60.83%	
UNIVERSITY OF COLORADO FOUNDATION						38.90%
	RUFFALOCODY, LLC	\$3,638,744.69	\$2,223,104.02	\$1,415,640.67 *	38.90%	
UNIVERSITY OF PENNSYLVANIA MUSEUM OF ARCHAEOLOGY AND ANTHROPOLOG						25.29%
	COMNET MARKETING GROUP, INC.	\$6,320.00	\$4,721.76	\$1,598.24 *	25.29%	
UNIVERSITY OF SCRANTON						66.93%
	RUFFALOCODY, LLC	\$309,641.92	\$133,543.96	\$176,097.96	56.87%	
	RUFFALOCODY, LLC	\$423,676.00	\$109,000.00	\$314,676.00	74.27%	

May Include additional amounts received by the charitable organization in excess of the calculated net proceeds.

* Indicates either a campaign longer than 1 year or multiple campaigns in which case the figures are aggregates based on multiple campaign financial reports filed.

Pennsylvania Department of State
Bureau of Charitable Organizations
2010 Annual Report

Appendix B

Campaign Financial Reports for Charitable Organizations
which used Professional Solicitors
Reports Filed between 09/11/2009 and 09/10/2010

Charity	Paid Solicitor	Gross Amount Raised From Public	Total Expenses	Total Amount Received # by Charity	Percentage To Charity	Average % to Charity from Solicitor(s)
UPPER PROVIDENCE TOWNSHIP POLICE ASSOCIATION						24.78%
	EMPIRE GROUP MARKETING, LLC	\$105,747.00	\$80,430.80	\$25,316.20	23.94%	
	EMPIRE GROUP MARKETING, LLC	\$102,621.55	\$76,293.95	\$26,327.60	25.66%	
VANISHED CHILDREN'S ALLIANCE						29.33%
	THE HERITAGE COMPANY, INC.	\$11,172,271.62	\$7,925,792.10	\$3,276,635.73 *	29.33%	
VENANGO AREA RIDING FOR THE HANDICAPPED ASSOC. (VARHA)						30.00%
	SALVAGE DIRECT, INC.	\$190.00	\$141.50	\$57.00	30.00%	
VETERANS OF FOREIGN WARS OF THE UNITED STATES						24.73%
	MDS COMMUNICATIONS CORPORATION	\$765,631.00	\$576,324.00	\$189,307.00	24.73%	
VOLUNTEERS FOR THE HOMELESS, INC.						22.00%
	COMMUNITY HELPERS, INC.	\$11,325.47	\$8,833.87	\$2,491.60	22.00%	
WALK THRU THE BIBLE MINISTRIES						21.67%
	MDS COMMUNICATIONS CORPORATION	\$57,719.00	\$45,209.00	\$12,510.00	21.67%	
WATER KEEPER ALLIANCE						20.41%
	PUBLIC INTEREST COMMUNICATIONS, INC.	\$32,055.00	\$25,511.00	\$6,544.00	20.41%	
WDUQ RADIO						60.72%
	CHARITABLE AUTO RESOURCES, INC.	\$155,400.00	\$61,040.00	\$94,360.00	60.72%	

May Include additional amounts received by the charitable organization in excess of the calculated net proceeds.

* Indicates either a campaign longer than 1 year or multiple campaigns in which case the figures are aggregates based on multiple campaign financial reports filed.

Pennsylvania Department of State
Bureau of Charitable Organizations
2010 Annual Report

Appendix B

Campaign Financial Reports for Charitable Organizations
which used Professional Solicitors
Reports Filed between 09/11/2009 and 09/10/2010

Charity	Paid Solicitor	Gross Amount Raised From Public	Total Expenses	Total Amount Received # by Charity	Percentage To Charity	Average % to Charity from Solicitor(s)
WELLSTONE ACTION						17.57%
	SHARE GROUP, INC.	\$147,812.00	\$121,847.00	\$25,965.00	17.57%	
WEST EARL LIONS CLUB						14.48%
	THEODORE PRODUCTIONS, INC.	\$7,216.00	\$6,402.60	\$1,000.00	13.86%	
	THEODORE PRODUCTIONS, INC.	\$8,674.00	\$7,372.90	\$1,301.10	15.00%	
WEST HAZLETON FIRE, HOSE, HOOK AND LADDER CO #1						20.00%
	THEODORE PRODUCTIONS, INC.	\$7,030.00	\$5,624.00	\$1,406.00	20.00%	
WEST PHILADELPHIA CATHOLIC HIGH SCHOOL DBA THE FRIENDS OF WEST PHILAE						44.47%
	J. MILITO & ASSOCIATES, INC.	\$66,095.00	\$36,704.00	\$29,391.00	44.47%	
WESTERN PENNSYLVANIA HUMANE SOCIETY						50.10%
	CENTER FOR CAR DONATIONS, LLC	\$875.00	\$455.82	\$419.18	47.91%	
	SHARED PROGRESS, INC.	\$102.24	\$82.15	\$70.43	68.89%	
WHYY, INC.						37.86%
	RUFFALOCODY, LLC	\$151,026.97	\$77,347.55	\$73,679.42	48.79%	
	SD&A TELESERVICES, INC.	\$1,348,860.00	\$854,708.00	\$494,152.00 *	36.63%	
WILSON LACROSSE BOOSTERS						30.00%
	SMITH-FREEMAN & ASSOCIATES	\$4,380.00	\$3,066.00	\$1,314.00	30.00%	

May Include additional amounts received by the charitable organization in excess of the calculated net proceeds.

* Indicates either a campaign longer than 1 year or multiple campaigns in which case the figures are aggregates based on multiple campaign financial reports filed.

Pennsylvania Department of State
Bureau of Charitable Organizations
2010 Annual Report

Appendix B

Campaign Financial Reports for Charitable Organizations
which used Professional Solicitors
Reports Filed between 09/11/2009 and 09/10/2010

Charity	Paid Solicitor	Gross Amount Raised From Public	Total Expenses	Total Amount Received # by Charity	Percentage To Charity	Average % to Charity from Solicitor(s)
WILSON WRESTLING BOOSTERS						30.00%
	SMITH-FREEMAN & ASSOCIATES	\$7,775.00	\$5,442.50	\$2,332.50	30.00%	
WISHING WELL FOUNDATION USA, INC.						13.00%
	CONTRACT COMMUNICATIONS, INC.	\$1,132,123.00	\$984,948.00	\$147,175.00 *	13.00%	
WITF, INC.						23.55%
	ARIA COMMUNICATIONS CORPORATION	\$112,948.41	\$86,354.69	\$26,593.72	23.55%	
WOMAN TO WOMAN BREAST CANCER FOUNDATION						3.61%
	COMMUNITY SUPPORT, INC.	\$2,162,734.34	\$2,084,674.34	\$78,060.00	3.61%	
WOMEN'S CAMPAIGN FORUM						55.38%
	GORDON & SCHWENKMEYER, INC.	\$59,970.44	\$26,760.50	\$33,209.94	55.38%	
WOMEN'S CLUB OF MEADVILLE						14.55%
	THEODORE PRODUCTIONS, INC.	\$19,834.00	\$17,401.20	\$2,885.80	14.55%	
WORLD WILDLIFE FUND, INC.						19.49%
	COINSTAR, INC.	\$16,203.17	\$1,208.00	\$14,995.17 *	92.54%	
	HARRIS DIRECT	\$852,950.00	\$656,452.00	\$196,498.00	23.04%	
	PUBLIC INTEREST COMMUNICATIONS, INC.	\$954,596.00	\$779,566.00	\$175,030.00	18.34%	
	PUBLIC INTEREST COMMUNICATIONS, INC.	\$359,837.00	\$320,817.00	\$39,020.00	10.84%	

May Include additional amounts received by the charitable organization in excess of the calculated net proceeds.

* Indicates either a campaign longer than 1 year or multiple campaigns in which case the figures are aggregates based on multiple campaign financial reports filed.

Pennsylvania Department of State
Bureau of Charitable Organizations
2010 Annual Report

Appendix B

Campaign Financial Reports for Charitable Organizations
which used Professional Solicitors
Reports Filed between 09/11/2009 and 09/10/2010

Charity	Paid Solicitor	Gross Amount Raised From Public	Total Expenses	Total Amount Received # by Charity	Percentage To Charity	Average % to Charity from Solicitor(s)
WQED MULTIMEDIA						49.92%
	CENTER FOR CAR DONATIONS, LLC	\$54,695.00	\$21,114.77	\$33,580.23	61.40%	
	COMNET MARKETING GROUP, INC.	\$98,044.00	\$61,722.80	\$36,321.20 *	37.05%	
	PHONE BANK SYSTEMS, INC.	\$334,261.00	\$161,049.90	\$173,211.10	51.82%	
WRTI						25.80%
	ARIA COMMUNICATIONS CORPORATION	\$19,714.30	\$14,627.80	\$5,086.50	25.80%	
WXPB						53.86%
	ARIA COMMUNICATIONS CORPORATION	\$128,356.72	\$59,220.69	\$69,136.03	53.86%	
WYOMISSING AREA LITTLE LEAGUE, INC.						30.00%
	SMITH-FREEMAN & ASSOCIATES	\$14,050.00	\$9,835.00	\$4,215.00	30.00%	
YOUNG MENS CHRISTIAN ASSOCIATION OF TITUSVILLE						51.15%
	SALVAGE DIRECT, INC.	\$2,600.00	\$1,360.00	\$1,330.00 *	51.15%	
ZOOLOGICAL SOCIETY OF PITTSBURGH						48.23%
	COMNET MARKETING GROUP, INC.	\$72,821.50	\$37,697.39	\$35,124.11	48.23%	
Campaign Financial Reports Received:	552	\$907,689,105.20	\$515,815,036.05	\$394,772,179.59		

May Include additional amounts received by the charitable organization in excess of the calculated net proceeds.

* Indicates either a campaign longer than 1 year or multiple campaigns in which case the figures are aggregates based on multiple campaign financial reports filed.